

County of Henry, VA
Budget FY 2016 – 17

Management Discussion & Analysis

As approved by the Board of Supervisors
on April 26, 2016

TABLE OF CONTENTS

	Page
DISCUSSION AND ANALYSIS FOR FISCAL YEAR 2017 PROPOSED OPERATING BUDGET – COUNTY OF HENRY	04
FY 2015 END OF YEAR REPORTS	17
▪ General Fund Balance - Chart	18
▪ General Fund Balance, Unassigned - Chart	19
▪ Statement of Net Position	20
▪ Balance Sheets	21
FY 2017 PROPOSED BUDGET SUMMARY	25
▪ General Fund Budget Summary	26
▪ Revenue Budget Summary	27
▪ Expenditure Budget Summary	28
▪ Expenditures by Category – Chart	31
▪ Personal Property Taxes – Chart	32
▪ Real Estate Taxes – Chart	33
▪ Local Tax Burden – Chart	34
▪ Health Insurance Costs – Chart	35
▪ Unemployment Rates – Chart	36
▪ Contributions to Outside Agencies	37
FY 2017 BUDGET ADVERTISEMENTS	38
▪ Contemplated Budget	39
▪ Contemplated Tax Levies	41
▪ School Board Contemplated Budget	42
▪ Budget Calendar	43
FY 2017 DETAILED OPERATING BUDGET	
REVENUES	44
▪ General Fund	45
▪ Law Library Fund	50
▪ Central Dispatch Fund	51
▪ Regional Industrial Site Project	52
▪ Special Construction Grants	53
▪ Gateway Streetscape Foundation	54
▪ Industrial Development Authority	55
▪ Comprehensive Services Act Fund	56
▪ Fieldale Sanitary District	57

TABLE OF CONTENTS
(Continued)

- Marina Fund 58
- Self-Insurance Fund 59
- Henry-Martinsville Social Services 60
- School Fund 61
- School Textbook Fund 61
- School Cafeteria Fund 61

EXPENDITURES

General Fund 62

- General Government Administration 63
- Judicial Administration 73
- Public Safety 79
- Public Works 95
- Health and Welfare 106
- Education 116
- School Budget FY 2017 118
- Recreation/Culture 193
- Community Development 197
- Non-Departmental 202

Special Funds 206

- Law Library Fund 207
- Central Dispatch Fund 208
- Industrial Site Project 211
- Special Construction Grants 212
- Gateway Streetscape Foundation 216
- Industrial Development Authority 217
- Comprehensive Services Act Fund 220
- Fieldale Sanitary District 222
- Marina Fund 223
- Self-Insurance Fund 224
- Henry-Martinsville Social Services 225
- School Fund 231
- School Textbook Fund 231
- School Cafeteria Fund 231

FY 2016-2017 THROUGH 2020-21 CAPITAL IMPROVEMENT PLAN 232



HENRY COUNTY

CHURCH

INDUSTRY

EDUCATION

Budget FY 2016 – 17

Management Discussion and Analysis

Why do we care about sports? What is so important about boys wearing shoulder pads and running into each other, or girls wearing Air Jordans and tossing a ball through a hoop? What's the purpose? What is the "greater good" that we often talk about and seek to achieve?

It must be the **WINNING** that's important. That's why we have scoreboards, right? To see who wins? Surely that's all that matters.

Members of our administrative staff double as some of the biggest sports fans in the world. We argue for and against Virginia, Virginia Tech, James Madison, Duke, Clemson, and just about anyone who played the night before. We rip each other with a fervor that would shock many folks who don't know us out of the office.

Some of us have kids competing in high school, and we regularly follow the teams at Magna Vista and Bassett – heck, some of us even go to an occasional Martinsville High School game, where we've been asked (hopefully in jest) "Why are you here?"

Why? Because it's fun to be part of that community of fans. We sit on your row or in your section, and for an hour or two we have a common interest and goal – the young people competing in front of us.

During the March 11 state basketball semifinal doubleheader in Richmond, a Roanoke Times reporter commented on social media about how many Martinsville fans stayed after the Bulldogs' game to root for the Magna Vista girls team, which played after Martinsville's game. When the title games were shown at the Rives Theatre on March 12, fans from all over the city and county were in the room, rooting for both teams.

The Martinsville boys' team won its state title that day, and the Magna Vista girls' team lost its chance in heartbreaking fashion. Yet each squad made indelible impressions on all who watched.

Winning is important. Equally important is investing in what it takes to win, and investing in what it takes to accept a loss. But what may be most important is the lesson that you take from those efforts, and the people who helped you make them – your teammates, your school, your ***COMMUNITY.***

As a famous coach once said, it isn't the name on the back of the jersey that's important – it's the name on the front.

Perfect examples of this belief are imprinted on the cover of this year's Proposed FY 2016-17 Henry County Budget. Take a look at the cover again. Notice the faces in the stands, the smiles and the pensive expressions. And then notice there isn't one picture of any activity on the field or the court.

That's because we wanted to show the **community of fans** that attended the game, and which represents the name on the front of the uniform.

In this instance, the name on the front is "Magna Vista." On the day these pictures were taken, the Magna Vista football team defeated Lord Botetourt, 47-21, at Liberty University in Lynchburg to win its second consecutive State Group 3A football championship.

But examine those pictures and you see fans from Collinsville, Axton, Laurel Park, Horsepasture, Bassett, Stanleytown, Ridgeway, and – gasp – Martinsville. This was not just a Magna Vista effort. This was a ***COMMUNITY*** effort, with teamwork, mutual support, and common goals.

By looking at the expressions on their faces, can you tell who won and who lost?

In the end the Warriors and coach Joe Favero walked off with another state title, which is a tremendous achievement. Winning is important, and it feels good. But what if that had not been the outcome last December? Would it cast a lesser light on the effort of the players, coaches, teachers, and the community on that day? Would it have lessened the way we felt about those players and their coaches?

Absolutely not.

That's what being a community is all about. We prepare together, we participate together, and we progress together. We are fortunate to have a similar framework in place as we move into presenting a proposed Henry County budget for Fiscal Year 2016-17.

We have teammates like the Henry County school system; the Martinsville-Henry County Economic Development Corporation; the state and federal governments; the City of Martinsville; the Tobacco Commission; our volunteer fire and rescue squads; our boards and commissions; 26 outside agencies; the Public Service Authority; and many others. Each teammate brings particular expertise to the table, and each provides assistance that would be hard to replicate or replace.

If everything works as it's supposed to work, we progress each day toward creating and maintaining a community of which we can be proud. Sometimes we win, sometimes we don't. But this team, this community, will never stop trying.

Some of our wins in FY '16:

- Economic announcements from:
    - eBay Enterprises (190 new jobs, $5.8 million capital investment)
    - Monogram Food Solutions (101 new jobs, $7.2 million)
    - Starsprings LLC (68 jobs, $3.7 million)
    - the Results Companies (500 new jobs)
    - Solid Stone Fabrics (16 new jobs, $1.5 million)
- Hardide Coatings opened its Henry County facility in March. Company officials spoke glowingly of the teamwork that the EDC, Henry County, Patrick Henry Community College, and other entities brought to the table.

- Air Care upgraded its offerings in Henry County with the addition of a new $4.5 million medical helicopter at the Blue Ridge Airport. At the event to announce that milestone, Chairman Jim Adams told a story about a local resident whose life was saved by the teamwork between many agencies, including our own Henry County Public Safety and the Air Care staff.
- Numerous smaller gains by many of our current corporate partners occurred in FY '16, which allowed our unemployment rate to hit its lowest mark since 2007.
- Staff also expects additional economic announcements to be made in the very near future, which will be more evidence that our efforts are paying off.
- Henry County was the first locality in the Commonwealth to attain the status of "Certified Work Ready Community." This arduous process was a partnership among Henry County, the Chamber of Commerce, Eastman, Patrick Henry Community College, and others, and it shows potential corporate partners that our workforce is prepared and eager to go to work.
- Work continued on Commonwealth Crossing Business Centre, although one of the wettest winters on record impacted the pace of that work. About 200 acres worth of prepared pad should be ready very soon, and the ongoing marketing of the site is creating significant interest. While no guarantees should ever be expected in economic development, there is reason to believe that CCBC will become exactly what we told people it could be – an opportunity for a generational change in our community.
- The Philpott Marina was named the "Best New Facility" by the Virginia Recreation and Park Society for the 50,001-100,000 population category. The facility continues to operate with waiting lists for the boat slips and a packed calendar for the group campground.
- The Smith River Sports Complex had its best year ever, with an ever-increasing number of different events and sports (lacrosse, ultimate Frisbee, etc.) adding to an already-full slate of soccer, football, T-ball and family events. The Complex partnered with Patrick Henry Community College and others to play host to the soccer National Championships of the National Junior College Athletic Association last fall. The recent announcement of two additional amenities at the Complex – a water slide and a golf driving range – will provide even more opportunities for our residents and visitors.
- Our school system continues to set the standard locally and regionally for secondary education. Bassett and Magna Vista high schools were named to US News' Best High Schools list, earning Silver ratings.

- All schools are accredited, with 11 of 14 schools fully accredited. The remaining three schools are within two points of fully accredited status.
- The school system received the Apple Distinguished Program for Innovation, Leadership and Educational Excellence Award for 2015-2017, and we have a student/computer ratio of 0.5:1. (The state requirement is 5:1). The school division has the largest digital textbook iPad initiative in the state with over 5,000 iPads utilized by students at all grade levels and was recently inducted into the Digital Promise League of Innovative Schools. A lot of the digital advances are being made because of this Board's commitment to the iPad initiative.
- The Magna Vista Floriculture team won the national FFA Competition. Instructor Deborah Barker and her students are the New York Yankees of the floriculture world.
- The Magna Vista High School JROTC Raiders team dominated the 2015 State Championship, competing against 35 other teams to win its eighth state title in twelve years.
- The dynasty that is the Bassett High School Marching Bengals band continued its epic string of successes by winning the Bands of America (BOA) Regional Championships and Band Beat Grand Champion recognition.
- Meadow View Elementary School has moved from concept to reality with construction under way and a targeted opening date of fall 2017. This Board's grasp on the need for a new facility and the fiscal and moral support it has provided were absolutely essential in making this project a reality.
- Teamwork brought Rooster Walk into Henry County in 2015. This event began in Franklin County and was held there for six years until organizers William Baptist and Johnny Buck worked with the private sector and our office to relocate to Axton. Festival organizers received a $10,000 Virginia Tourism Grant for this year's festival, set for May 26-29. It will feature 45 bands performing on five stages and 35 arts and crafts vendors. It also will include children's educational activities as well as the Tuff Strutter 5K, a trail race being held as part of a partnership with the Martinsville-Henry County Family YMCA.
- The Smith River Fest continues to grow and should be on everyone's calendar as a "must attend" event in August. Vendors continue to increase in number and in distance traveled to get here, and the event will only get better.

Many other "brag points" probably exist; one of the residual effects of a re-emerging community is that success breeds success, and sometimes it's hard keeping up with all the accomplishments. We welcome that problem and we hope it becomes a habit.

With the rearview mirror full, let's look out the windshield to what's ahead. As we do so, we hope everyone understands that crafting a budget is not about making everyone happy; it really is about making everyone equally unhappy.

We will never have enough money to fully fund every request, but each year we try to get as close as we can. Each year stands on its own, based on available revenue and expected expenses. If we haven't recommended fully meeting someone's request, it isn't meant as a referendum on their worth; it's based on the cold hard fact that priorities have to be set. That's no different than your business budget, your personal budget, or these department and agency budgets.

Proposed Fiscal Year 2016-17 Budget

The Proposed Fiscal Year 2016-17 Henry County budget totals $134,396,897. This amount is an increase of $4,845,636 over the FY 2015-16 Budget of $129,551,261. However, this increase in the overall budget can really be found in the proposed School Budget. That part of the budget shows an increase of $4,183,557, to $77,794,608 (up 5.7%), primarily because of the Commonwealth's generosity with our school division in the state's FY '17 budget.

This proposed budget includes no tax or fee increases. However, this stance will need to be reconsidered if the Board chooses to move forward with construction of a new County jail. It will be virtually impossible to construct a suitable facility and pay for it out of current revenues. Clearly this issue will require significant discussion as we move forward; however, as we all have seen on our tours of the current County Jail, doing nothing probably isn't the best option.

Funding has been included for continuing work by Moseley Architects on the jail project, but we have not included specific funding toward the potential purchase of land for a new facility. Should the Board decide to move forward with the jail project, staff recommends that we solicit local landowners who may have available parcels that would meet the needs for a new facility.

We anticipate doing this through purchased advertising, social media, etc. If the Board decides to purchase land for a facility, money for that purchase would come from the Board's unassigned fund balance, or as part of the overall bond package, or a combination of both.

As usual, the largest chunk of the overall County Budget is the School Budget. We recommend a local allocation for FY '17 of $17,603,313, which exceeds local funding in the current year. However, the difference essentially is a net increase in debt service of $650,418, because of Meadow View Elementary School. This recommended local funding matches what the school system requested.

The school system's budget presentation is included with the other cost centers later in this document; however, as you will see, the Commonwealth is kicking in $2,936,539 in additional state funding in FY '17 over FY '16, an increase of 6.4%.

The additional funding from the Commonwealth will allow the school system to increase salaries by 1.5% for full-time employees; hire additional classroom staff; adjust the salary scale for teachers at or near the top of their service categories; adjust the beginning teachers' rate of pay; adjust stipends for coaches, bus drivers and bus aides; add to the IT staff; and hire full-time support personnel in two elementary schools and in the Central Office's finance/human resources area.

As part of the ongoing process of crafting the budget, the school system requested permission from the Supervisors to keep $1,075,991 in carryover FY '15 funds. The majority of this money would be used to complete the construction of Bengal Tech at Bassett High School, which the Board approved. The schools first asked to keep some of the carryover to use toward their Other Post-Employment Benefits (OPEB); however, once it was determined that expenditure wasn't needed, the school system came back with a request to use $220,000 toward paving projects at Axton and Rich Acres elementary schools.

At the time of the request staff asked the Board of Supervisors to delay a decision on the paving projects until an overall budget could be developed. We are at that point with this document, and staff is not recommending that the Board authorize the $220,000 toward those paving projects.

This should not be construed as a failure to give the school system adequate capital funding in FY '17; don't forget that the County is paying the debt service on the new school, which is a new capital expense, in addition to the Bengal Tech money.

Our reasoning is that many other departments have capital needs that need to be addressed (Sheriff's Office patrol cars, security upgrades to facilities, public safety needs, etc.) and we have to balance all of these requests. We don't have the luxury of shopping in just one aisle – we have to cover the entire store. By retaining a small portion of the carryover, we can address some (but certainly not all) of the other urgent capital needs in the County.

Our proposed budget also includes a 2% cost-of-living raise for our employees. As you know, many of our employees work in concert with their peers from the Commonwealth of Virginia (constitutional offices and their employees) and the Public Service Authority. We make every attempt to mirror what the Commonwealth plans for its employees, because a workplace where one gets something and one doesn't is untenable.

While the Commonwealth often resorts to magic tricks on raises (different implementation dates, different rates for different departments, etc.), we think the 2% effective July 1 is the simplest and most transparent way to proceed.

The proposed budget does not include an increase in health care premiums, and it is recommended that the County continue to pay 100% of the single-subscriber cost of this benefit. FY '17 will be our third year as a self-insured entity, and this decision is again proving to be one of the best ideas we've had.

If we had not shifted to self-insurance, it is likely that our premiums would have grown by double digits in each of the past two years. We'd probably be at the point of taking away this benefit from our employees, which would only further damage their buying power and morale.

Let's take a closer look at specific details within this proposed budget:

Projected Revenues

All revenue cost centers and line items are included later in this document, but we are detailing some in this section for additional explanation. Please keep in mind that while expenses can be somewhat black and white, based on history, revenues are really projections. Each of these revenue numbers is a conservative projection made in part on history and in part on market trends at the time of the writing of this budget.

- General property taxes are up 1.4%
- Local sales taxes are up 5.5%
- Business license taxes are up 3.2%
- Transient occupancy taxes (hotel taxes) are up 9.4%
- Food and beverage taxes are up 6.3%
- County fines are down 27.7%
- Courthouse maintenance fees (based on fines paid by those convicted in circuit and general district courts) are down 10%
- Courthouse security revenue (allocated same as the maintenance fees) are down 16.2%
- Revenue from bank interest is up 5%
- Building permit fees are down 6.3%
- Revenue from the inmate canteen program is up 38.9%, primarily because of the change to allow family members to place money on inmate accounts
- Electronic monitoring revenue is up 221.4%, but is generally offset by an equal amount in expenses
- Recordation fees are down 11.6%
- Revenue from the sale of recyclables is down 50% primarily because of a drop in prices

- Reimbursement from the Commonwealth for jail costs is up 16.4%
- Revenue for the school resource officer cost center is up 14.2% to reflect a new position added after last year's budget was complete (this is another item that is generally offset by associated expenses) and may be partially funded by a state grant that's being pursued
- Soft-billing revenue for Public Safety is up 4.4% because our paid staff continues to answer more calls than the year before
- Most revenue centers for Compensation Board positions are up to reflect the Commonwealth's share of pay raises, which obviously will be matched on the expenditure side

Projected Expenditures

As with revenues, all expenditure cost centers and line items are included later in this document, but we are detailing some in this section for additional explanation.

The expenditure request that caused some significant conversation during budget prep came from the volunteer fire departments. As presented to the Board of Supervisors, and through meetings with County staff, a total increase of more than $1.5 million in new money was put on the table by the squads.

These requested increases included a bump in capital funding from $175,000 to $500,000; increased annual operations support from $35,000 to $50,000 per squad; additional support for air packs, radios and pagers, etc.; and a new ladder truck at an estimated $1.25 million.

While these requests were thoughtfully and logically made, it would be extremely difficult, if not impossible, to meet such a large increase in one bite without seriously impacting other operations or necessitating a tax hike. Staff is recommending that we start small, with a recommended increase of operational funding for each unit from $35,398 to $40,000 per unit. Consideration of the other items should be a part of the FY '18 Budget, but no guarantees should be made regarding that budget at this time.

Some other noteworthy items:

- We generally reduced expenditures for fuel across all cost centers, but we have set aside a contingency fuel amount of $100,000 in case gas prices continue their recent climb
- Most cost centers will reflect slight increases in salary line items because of the recommended pay bump
- The Assessor's Office cost center is up 24.8% due to the increased work involved for a reassessment year

- The Registrar's cost center is up 8.1% because of the added expense of a presidential election
- The various Sheriff's Office cost centers and their salary line items will show an increase because of the recommended local pay bump
- Public Safety cost centers are up in part because of the full absorption of the SAFER Grant expenses and personnel into the County system
- Two Public Service cost centers - Emergency Services Training and Emergency Services Operations - show significant increases because of the reorganization of personnel and expenses from other cost centers, in addition to the changes brought about by the SAFER Grant expiration
- Contingent upon the City of Martinsville taking similar action, we are budgeting to add a third PART route (and third bus) to serve southern 220 Business, using savings from previous years and this year's allocation of $28,800, and a definitive route will be developed and publicized once a decision is finalized
- The Board of Supervisors' Contingency Reserve is up from $200,000 to $250,000 to reflect the extra money set aside as a fuel contingency
- The Lease-Equipment line item for the Joint Dispatch Center is up 1,742.8% because of the new radio console system tentatively approved by the Board of Supervisors on March 22 - it is placed in the operations cost center instead of the Capital Improvement Plan because it is a lease agreement, which means it is an ongoing expense, rather than a one-time capital purchase
- The Enterprise Zone Incentives line item under the Industrial Development Authority is up 11.8% because of our increasing success in economic development and the resulting incentive payouts to qualifying companies

Outside Agencies

The recommended list of outside agencies is expanding by one over FY '16. The Piedmont Virginia Dental Health Foundation was part of our budget in FY '15 but asked to be removed from consideration for last year's budget because of concerns over its future. That bit of honesty was much appreciated last year, and with the entity on better footing this year we are recommending its return with an allocation of $9,664.

We have 26 agencies recommended for funding this year, and 15 of them requested increases from FY '16. Most of them stated compelling cases for more money; however, only two are being recommended for increased funding, because we simply don't have the money. The Blue Ridge Regional Library is being

recommended for $722,368 this year, an increase of $11,104 from FY ’16. The Martinsville-Henry County Health Department is being recommended for $305,000, up $11,571 from FY ’16.

These increases are being recommended because each of these entities uses local money to leverage state and federal money, and each dollar it doesn’t get locally can reduce the amount of outside money realized. In addition, each entity has absorbed operational increases in recent years without increased County contributions, and that thin margin has disappeared.

We received requests from several other agencies that are not being recommended for inclusion. They most likely could use funding and they most likely have an impact on our community; there just isn’t enough money to go around.

Current-Year Capital Items

Our department heads do a tremendous job of managing expenses throughout the year, and that diligence often allows us to use current-year money for one-time capital purchases. We recommend that the following capital items be purchased out of FY ’16 funds:

- Additional work on the Administration Building parking lot ($150,000)
- Repaving of the walking track at Jack Dalton Park ($90,000)
- New carpet for the Sheriff’s Office ($50,000)
- Upgrading of a server for the IT department ($50,000)
- Replacement vehicle for Public Safety’s Training division ($40,000)
- Security upgrades to the Administration Building complex ($36,000)

FY 2017 Capital Items

We recommend the following capital items be included in the FY ’17 Budget:

- Ten replacement vehicles - of the 18 requested - for the Sheriff’s Office ($365,000)
- Assistance with the purchase of a new fire truck, as recommended by the Emergency Services Advisory Council, for Fieldale Volunteer Fire Department ($175,000)
- Continued funding for Moseley Architects and other items as needed for the ongoing process of the jail issue ($150,000)

- Ambulance upgrades (a new chassis) for Public Safety ($110,000)
- Continuation of scheduled payments for replacement software for the Assessor's Office ($67,400)
- Replacement vehicle for Parks and Recreation ($40,000)
- Upgrades to the Summerlin Room of the County Administration Building ($36,000)
- Annual computer upgrades, Information Technology Department ($20,000)

On The Horizon

The future holds many possibilities and potential potholes.

As discussed earlier, we are hopeful that the new Meadow View Elementary School will be open for business in the fall of 2017, and will bring with it not just enhanced educational opportunities but serve as an example of a community that invests in its own citizens. Future corporate partners will look favorably at communities making investments in infrastructure and other internal items.

Our tax rates are **LOW** – let no one tell you otherwise. As the enclosed charts will show, Henry County once again has the third-lowest tax burden per capita in the Commonwealth, trailing only Lee County and Nottoway County. When limited to what comes directly from the citizen's pocket – real estate and personal property taxes – we are second-lowest in the Commonwealth behind only Lee County.

The tax burden on citizens and businesses should be as low as possible while still meeting the needs of the community. That is and should always be our attitude.

But we are rapidly approaching the intersection of action and inaction. Do we want to provide functional and safe facilities? Do we want to provide opportunities for growth? Then we have to be willing to discuss growing the revenue required to do these things.

It is nothing short of remarkable that we are having the success we are having – economic development announcements, lowering of the unemployment rate, construction of CCBC, construction of Meadow View Elementary, and other positives – with revenue streams so limited. We really have revenue creeks, not revenue streams. Our partnerships with the EDC, the Tobacco Commission and The Harvest Foundation clearly allow us to accomplish things we could not do on our own. Where would be without those partners?

The County's assessment cycle hits in 2016, with new assessments in effect January 1, 2017. The fiscal impact won't be felt until the FY '18 Budget, but we will be interested to see where property values go. Ensuring that our tax revenue isn't negatively impacted through this process is essential.

At our annual employee recognition event last month, we recognized 33 County, PSA and constitutional office employees with a combined 345 years of service. That's a lot of institutional knowledge. They stay

because they are loyal and they like what they do. It would be nice to properly compensate them for their dedication.

Over the next five years we most likely will have a significant number of employees who can/will retire. When they leave they will take with them a voluminous amount of institutional knowledge, and they will leave voids that will be difficult to fill. Replacing them would be easier with a compensation plan that matches the skill set.

Lastly, we must continue to monitor our friends in the City of Martinsville and their consideration of reversion. Such action by the City would negatively impact Henry County, both immediate (picking up services for their residents) and long-term (annexation of prime County businesses and industries).

The Martinsville-Henry County grapevine, which rivals the internet in speed and occasional inaccuracy, is alive with chatter about reversion and/or contracted services being a part of the budget discussion this year. We should be interested in the outcome because we clearly have a vested interest; however, whatever comes must be addressed in the same way we always address issues – with a team approach.

When a reaction is needed, we will react. That reaction must be a measured, well-researched, what's-best-for-our-team reaction, because we are in this thing together. As Mark Heath, President and CEO of the EDC loves to say, "A rising tide lifts ALL boats."

That's what teamwork means – a collective effort to accomplish things that we cannot accomplish on our own.

Sort of like those folks pictured on our cover.



HENRY COUNTY

CHURCH

INDUSTRY EDUCATION

Budget FY 2016 – 17

FY 2015 End of Year Reports

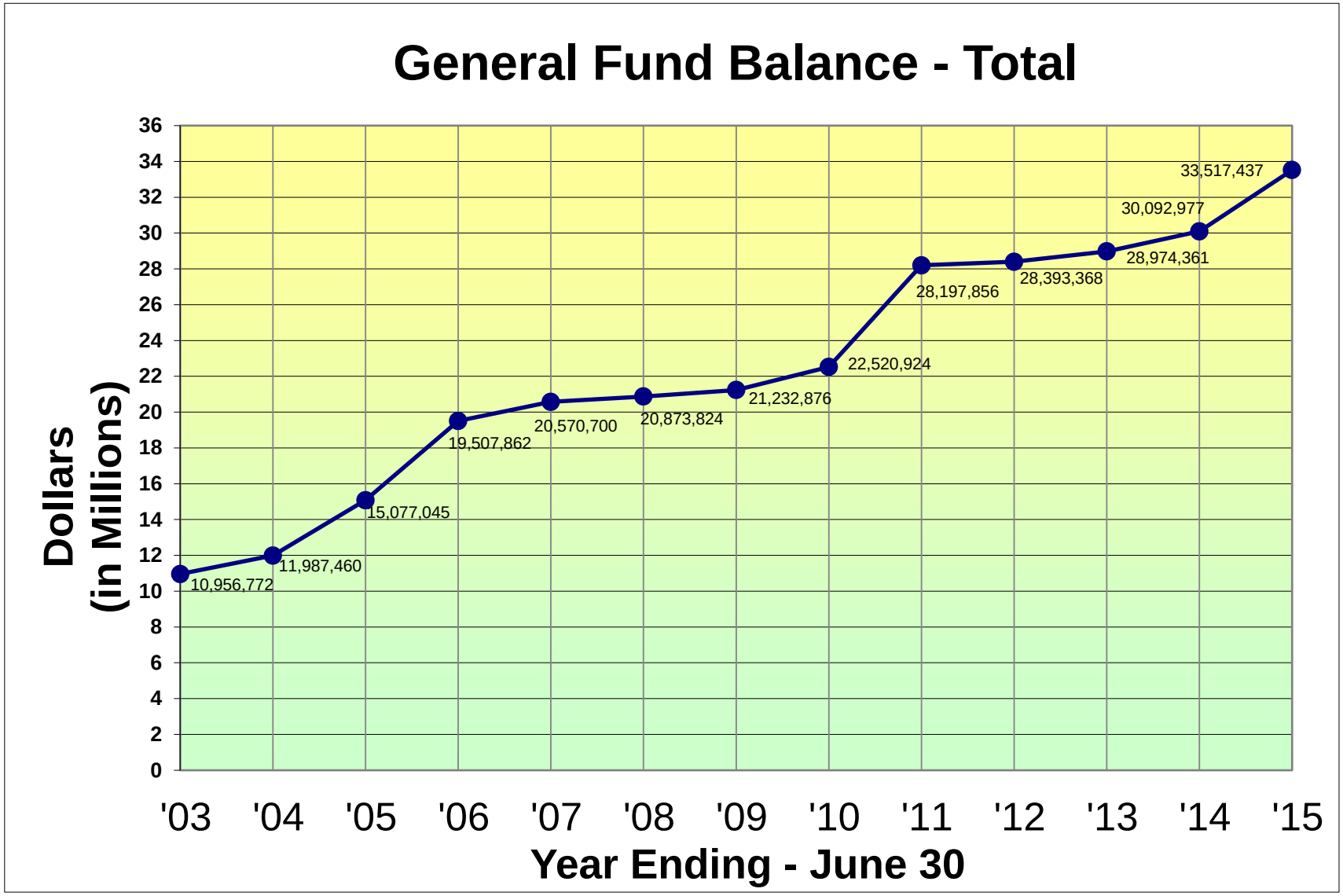
General Fund Balance - Total
Dollars (in Millions)
36
34
32
30
28
26
24
22
20
18
16
14
12
10
8
6
4
2
0
10,956,772
11,987,460
15,077,045
19,507,862
20,570,700
20,873,824
21,232,876
22,520,924
28,197,856
28,393,368
28,974,361
30,092,977
33,517,437
'03
'04
'05
'06
'07
'08
'09
'10
'11
'12
'13
'14
'15
Year Ending - June 30

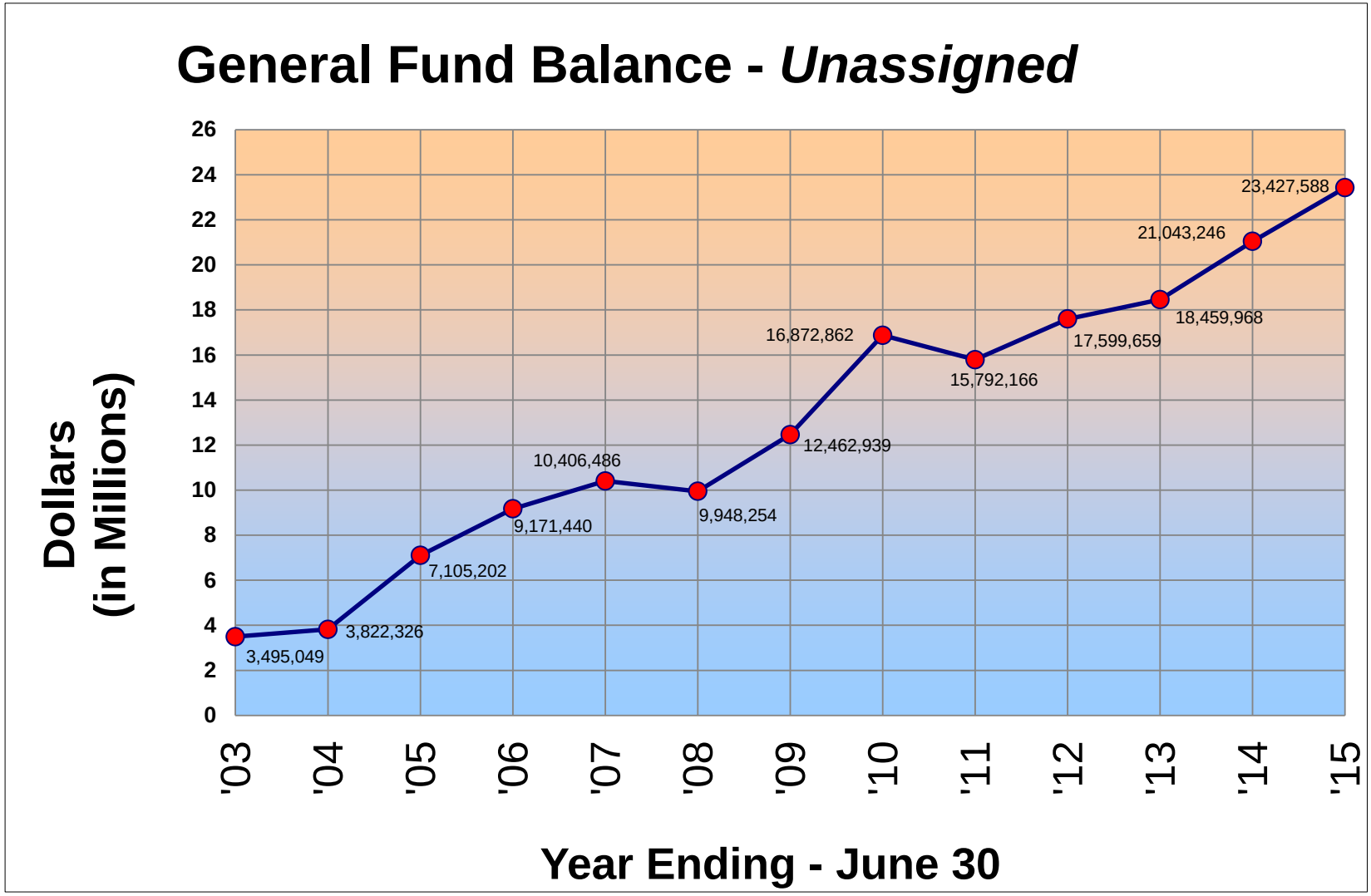
General Fund Balance - Unassigned
Dollars (in Millions)
26
24
22
20
18
16
14
12
10
8
6
4
2
0
3,495,049
3,822,326
7,105,202
9,171,440
10,406,486
9,948,254
12,462,939
16,872,862
15,792,166
17,599,659
18,459,968
21,043,246
23,427,588
'03
'04
'05
'06
'07
'08
'09
'10
'11
'12
'13
'14
'15
Year Ending - June 30

County of Henry, Virginia

Statement of Net Position

At June 30, 2015

	Primary Government			Component Units		
	Governmental Activities	Business-Type Activities	Total Primary Government	School Board	Industrial Development Authority	Henry-Martinsville Social Services
Assets						
Cash	$ 27,711,233	$ 200	$ 27,711,433	$ 1,867,021	$ 414,303	$ 48,054
Cash - restricted	-	-	-	37,538	-	-
Receivables, net	5,685,840	391	5,686,231	743,667	2,184,345	3,489
Due from County of Henry, Virginia - primary government	-	-	-	506,530	-	-
Due from component units	2,876,544	-	2,876,544	-	-	-
Due from other funds	-	11,415	11,415	-	-	-
Due from other governments/agencies	2,738,852	2,250	2,741,102	2,739,485	65,056	691,819
Inventory	28,523	8,907	37,430	-	28,198,070	-
Notes receivable	-	-	-	-	1,011,360	-
Net OPEB prepaid liability	-	-	-	88,475	-	81,140
Capital Assets						
Land and construction in progress	2,926,097	49,571	2,975,668	1,432,558	-	-
Other capital assets, net of accumulated depreciation	37,895,281	1,254,602	39,149,883	22,328,831	4,939	51,040
Capital Assets, Net	40,821,378	1,304,173	42,125,551	23,761,389	4,939	51,040
Deferred Outflows of Resources						
Deferred outflows - VRS pension liability	1,548,868	-	1,548,868	5,376,905	-	317,238
Total Assets and Deferred Outflows of Resources	$ 81,411,238	$ 1,327,336	$ 82,738,574	$ 35,121,010	$ 31,878,073	$ 1,192,780
Liabilities						
Accounts payable	$ 604,420	$ 2,252	$ 606,672	$ 368,372	$ 497,156	$ -
Accrued payroll and other liabilities	243,983	3,108	247,091	3,903,392	-	37,970
Accrued interest	194,055	-	194,055	-	30,762	-
Claims payable	786,900	-	786,900	-	-	-
Unearned rents	-	40,600	40,600	-	-	-
Due to other governments/agencies	3,933	-	3,933	-	-	-
Due to other funds	11,415	-	11,415	-	-	-
Due to County of Henry, Virginia - primary government	-	-	-	-	2,677,682	705,392
Long-Term Liabilities						
Due within one year						
Bonds, loans, other	1,753,008	-	1,753,008	76,276	436,488	33,734
Due in more than one year						
Landfill obligation	234,381	-	234,381	-	-	-
Compensated absences	2,014,306	-	2,014,306	686,483	-	303,607
Net OPEB obligation	1,111	-	1,111	-	-	-
VRS net pension liability	5,142,724	-	5,142,724	58,791,730	-	1,053,329
Bonds, capital leases, and loans payable, net of premiums	13,035,396	-	13,035,396	-	4,365,188	-
Total Liabilities	24,025,632	45,960	24,071,592	63,826,253	8,007,276	2,134,032
Deferred Inflows of Resources						
Unexpended grants payable	118,922	-	118,922	163,484	251,299	-
Deferred inflows VRS net pension liability	3,258,822	-	3,258,822	9,882,428	-	667,469
Total Deferred Inflows	3,377,744	-	3,377,744	10,045,912	251,299	667,469
Net Position						
Net investment in capital assets	26,282,828	1,304,173	27,587,001	23,761,389	4,939	51,040
Unrestricted (deficit)	27,725,034	(22,797)	27,702,237	(62,512,544)	23,614,559	(1,659,761)
Total Net Position (Deficit)	54,007,862	1,281,376	55,289,238	(38,751,155)	23,619,498	(1,608,721)
Total Liabilities, Deferred Inflows of Resources, and Net Position	$ 81,411,238	$ 1,327,336	$ 82,738,574	$ 35,121,010	$ 31,878,073	$ 1,192,780

County of Henry, Virginia

Balance Sheet

Governmental Funds

At June 30, 2015

	General Fund	Comprehensive Services Act Fund	E-911 Central Dispatch Fund	Law Library Fund	Fieldale Sanitary District Fund	Special Grant Projects Fund	Total Governmental Funds
Assets							
Cash	$26,512,624	$ 5,682	$ -	$ -	$ 130,261	$ -	$ 26,648,567
Receivables - net							
Taxes	1,544,429	-	-	-	-	-	1,544,429
Licenses	48,862	-	-	-	-	-	48,862
Accounts	1,402,147	11,993	9	1,634	-	-	1,415,783
Due from other funds	1,606,960	-	-	124,808	-	63,301	1,795,069
Due from component units	3,516,570	-	-	-	-	-	3,516,570
Due from other governments/agencies	1,908,956	287,112	370,003	-	-	172,781	2,738,852
Inventory	28,523	-	-	-	-	-	28,523
Total Assets	$36,569,071	$ 304,787	$ 370,012	$ 126,442	$ 130,261	$ 236,082	$ 37,736,655
Liabilities							
Accounts payable	$ 537,371	$ 54,435	$ 1,391	$ 892	$ 1,571	$ 8,760	$ 604,420
Accrued liabilities	228,751	636	14,596	-	-	-	243,983
Due to other governments/agencies	3,933	-	-	-	-	-	3,933
Due to other funds	199,524	249,716	354,025	-	3,219	-	806,484
Due to component units	640,026	-	-	-	-	-	640,026
Total Liabilities	1,609,605	304,787	370,012	892	4,790	8,760	2,298,846
Deferred Inflows of Resources							
Unavailable revenue - unearned grants	114,717	-	-	-	-	4,205	118,922
Unavailable revenue - taxes and licenses	1,327,312	-	-	-	-	-	1,327,312
Total Deferred Inflows of Resources	1,442,029	-	-	-	-	4,205	1,446,234
Fund Balances							
Nonspendable fund balance	28,523	-	-	-	-	-	28,523
Restricted fund balance	623,684	-	-	125,550	125,471	-	874,705
Committed fund balance	3,874,559	-	-	-	-	-	3,874,559
Assigned fund balance	5,563,083	-	-	-	-	223,117	5,786,200
Unassigned fund balance	23,427,588	-	-	-	-	-	23,427,588
Total Fund Balances	33,517,437	-	-	125,550	125,471	223,117	33,991,575
Total Liabilities, Deferred Inflows of Resources, and Fund Balances	$36,569,071	$ 304,787	$ 370,012	$ 126,442	$ 130,261	$ 236,082	$ 37,736,655

The accompanying notes to the financial statements are an integral part of this statement.

County of Henry, Virginia
Combining Balance Sheet
Component Unit - School Board

Year Ended June 30, 2015

	School Fund	School Textbook Fund	School Cafeteria Fund	Total Public Schools
Assets				
Cash	$ 103,545	$ 1,125,826	$ 637,650	$ 1,867,021
Cash - restricted	37,538	-	-	37,538
Receivables - net	735,287	-	8,380	743,667
Due from other funds	214,146	-	16,030	230,176
Due from primary government	640,026	-	-	640,026
Due from other governments	2,624,477	-	115,008	2,739,485
Total Assets	$ 4,355,019	$ 1,125,826	$ 777,068	$ 6,257,913
Liabilities				
Accounts payable	$ 368,372	$ -	$ -	$ 368,372
Accrued salaries and benefits	3,807,133	-	96,259	3,903,392
Due to other funds	16,030	214,146	-	230,176
Due to primary government	-	-	133,496	133,496
Total Liabilities	4,191,535	214,146	229,755	4,635,436
Deferred Inflows of Resources				
Unexpended grants	163,484	-	-	163,484
Fund Balances				
Restricted	-	-	547,313	547,313
Assigned	-	911,680	-	911,680
Total Fund Balances	-	911,680	547,313	1,458,993
Total Liabilities, Deferred Inflows of Resources, and Fund Balances	$ 4,355,019	$ 1,125,826	$ 777,068	$ 6,257,913

Fund Balances - per above	$ 1,458,993
Capital assets used in governmental activities are not financial resources and, therefore, are not reported in the funds.	23,761,389
Deferred outflows and inflows of resources related to pensions are applicable to future periods and, therefore, are not reported in the funds	
Deferred outflows related to pensions	5,376,905
Deferred inflows related to pensions	(9,882,428)
The net prepaid OPEB liability is a long-term asset and is not a financial resource and, therefore, is not reported in the funds.	88,475
The net VRS pension liability is a long-term liability and is not a financial resource and, therefore, is not reported in the funds.	(58,791,730)
Compensated absences are long-term liabilities and are not due and payable in the current period; therefore, are not reported in the funds.	(762,759)
Net Position of Governmental Activities	$ (38,751,155)

County of Henry, Virginia

Statement of Net Position

Component Unit - Industrial Development Authority

At June 30, 2015

	Industrial Site Project Fund #37	Main Operating Fund #45	Total Industrial Development Authority
Assets			
Current Assets			
Cash	$ -	$ 414,303	$ 414,303
Due from other governmental unit	12,406	52,650	65,056
Receivables - net	2,178,858	5,487	2,184,345
Inventory	14,057,564	14,140,506	28,198,070
Total Current Assets	16,248,828	14,612,946	30,861,774
Noncurrent Assets			
Fixed assets, net of accumulated depreciation	-	4,939	4,939
Notes receivables - net	-	1,011,360	1,011,360
Total Noncurrent Assets	-	1,016,299	1,016,299
Total Assets	$ 16,248,828	$ 15,629,245	$ 31,878,073
Liabilities			
Current Liabilities			
Accounts payable	$ 23,200	$ 473,956	$ 497,156
Accrued interest payable	-	30,762	30,762
Current portion of long-term debt	-	436,488	436,488
Total Current Liabilities	23,200	941,206	964,406
Long-Term Liabilities			
Long-term debt - due in more than one year	-	4,365,188	4,365,188
Due to primary government - Henry County, VA	2,168,064	509,618	2,677,682
Total Long-Term Liabilities	2,168,064	4,874,806	7,042,870
Total Liabilities	2,191,264	5,816,012	8,007,276
Deferred Inflows of Resources			
Unexpended grants payable	-	251,299	251,299
Net Position			
Net investment in capital assets	-	4,939	4,939
Unrestricted	14,057,564	9,556,995	23,614,559
Total Net Position	14,057,564	9,561,934	23,619,498
Total Liabilities, Deferred Inflows of Resources, and Net Position	$ 16,248,828	$ 15,629,245	$ 31,878,073

County of Henry, Virginia

Balance Sheet

Component Unit - Henry-Martinsville Social Services

At June 30, 2015

Assets	
Cash	$ 48,054
Accounts receivable, net	3,489
Due from other governments	691,819
Total Assets	$ 743,362
Liabilities and Fund Balance	
Liabilities	
Accrued liabilities	$ 37,970
Due to County of Henry, Virginia	705,392
Total Liabilities	743,362
Fund Balance	-
Total Liabilities and Fund Balance	$ 743,362
Fund Balance - per above	$ -
Capital assets used in governmental activities are not financial resources and, therefore, are not reported in the funds.	51,040
The net prepaid OPEB liability is a long-term asset and is not a financial resource and, therefore, is not reported in the funds.	81,140
Deferred outflows and inflows of resources related to pensions are applicable to future periods and, therefore, are not reported in the funds	
Deferred outflows related to pensions	317,238
Deferred inflows related to pensions	(667,469)
The net VRS pension liability is a long-term asset and is not a financial resource and, therefore, is not reported in the funds.	(1,053,329)
Compensated absences are long-term liabilities and are not due and payable in the current period; therefore, are not reported in the funds.	(337,341)
Net Position (Deficit) of Governmental Activities	$(1,608,721)

Budget FY 2016 – 17

Budget Summary

COUNTY OF HENRY, VIRGINIA
GENERAL FUND BUDGET SUMMARY
PROPOSED FOR FISCAL YEAR 2016-2017

	Actual Per Annual Audit			Original Budget	Proposed	Change	%
	FY 2013	FY 2014	FY 2015	FY 2016	FY 2017	INCR (DECR)	CHANGE
REVENUES							
GENERAL PROPERTY TAXES	22,057,534	23,277,658	23,871,330	23,501,356	23,838,869	337,513	1.4%
OTHER LOCAL TAXES	11,423,797	11,449,845	12,004,009	11,420,000	11,829,500	409,500	3.6%
PERMITS, FEES & LICENSES	71,268	67,111	61,302	63,500	60,500	(3,000)	-4.7%
FINES & FORFEITURES	238,381	199,043	191,984	196,850	157,000	(39,850)	-20.2%
REVENUE FROM USE OF PROPERTY	608,709	612,402	687,798	607,888	657,015	49,127	8.1%
CHARGES FOR SERVICES	344,357	332,388	355,934	268,713	294,354	25,641	9.5%
MISCELLANEOUS REVENUE	68,059	79,185	85,617	70,000	35,000	(35,000)	-50.0%
RECOVERED COSTS	2,126,567	2,413,389	2,590,567	2,250,206	2,353,582	103,376	4.6%
INTERGOVERNMENTAL							
COMMONWEALTH	10,043,826	10,317,062	10,491,874	10,141,596	10,180,904	39,308	0.4%
FEDERAL	438,022	743,992	983,891	161,139	173,576	12,437	7.7%
NON-REVENUE RECEIPTS	166,523	15,622	46,357	20,000	20,000	-	0.0%
RESERVE FUNDS	-	-	-	-	-	-	0.0%
TOTAL REVENUES	**47,587,043**	**49,507,697**	**51,370,663**	**48,701,248**	**49,600,300**	**899,052**	**1.8%**
EXPENDITURES							
GENERAL GOVERNMENT ADMINISTRATION	2,961,920	3,022,708	3,237,857	3,202,900	3,251,588	48,688	1.5%
JUDICIAL ADMINISTRATION	2,622,759	2,710,226	2,800,420	2,913,471	2,917,936	4,465	0.2%
PUBLIC SAFETY	12,377,366	13,191,464	13,572,460	12,659,230	13,253,477	594,247	4.7%
PUBLIC WORKS	3,307,047	3,309,779	3,486,384	3,770,071	3,782,431	12,360	0.3%
HEALTH & WELFARE	774,244	772,424	797,831	784,828	800,968	16,140	2.1%
EDUCATION	52,467	52,467	52,467	56,611	56,611	-	0.0%
PARKS, RECREATION & CULTURAL	1,681,925	1,762,935	1,805,145	1,852,739	1,882,640	29,901	1.6%
COMMUNITY DEVELOPMENT	1,973,576	1,908,478	1,980,336	1,996,042	2,015,940	19,898	1.0%
NONDEPARTMENTAL	149,833	14,401	83,661	353,113	354,794	1,681	0.5%
CAPITAL PROJECTS	392,263	344,113	1,164,019	828,275	313,400	(514,875)	-62.2%
DEBT SERVICE:							
PRINCIPAL RETIREMENT	690,000	720,000	822,333	-	-	-	0.0%
INTEREST & OTHER FISCAL CHARGES	87,550	55,750	18,875	-	-	-	0.0%
TOTAL EXPENDITURES	**27,070,950**	**27,864,745**	**29,821,788**	**28,417,280**	**28,629,785**	**212,505**	**0.7%**
EXCESS REVENUE OVER EXPENSES	**20,516,093**	**21,642,952**	**21,548,875**	**20,283,968**	**20,970,515**	**686,547**	**3.4%**
OTHER FINANCING RESOURCES							
PROCEEDS FROM INDEBTEDNESS	0	0	193,612	0	0	0	0.0%
OPERATING TRANSFERS IN	0	0	0	0	0	0	0.0%
OPERATING TRANSFERS OUT	(19,935,100)	(20,524,336)	(18,318,027)	(20,283,968)	(20,970,515)	686,547	-3.4%
TOTAL OTHER FINANCING RESOURCES	**(19,935,100)**	**(20,524,336)**	**(18,124,415)**	**(20,283,968)**	**(20,970,515)**	**686,547**	**-3.4%**
RESERVES APPLIED TO ECONOMIC DEVELOPMENT, CAPITAL PROJECTS, & ENCUMBRANCES	580,993	1,118,616	3,424,460	0	0	0	0.0%

COUNTY OF HENRY, VIRGINIA
REVENUE BUDGET SUMMARY
PROPOSED FOR FISCAL YEAR 2016-2017

ACCOUNT NAME	2016 ORIG BUD	2017 ADMIN	INCREASE (DECREASE)	PCT CHANGE
GENERAL FUND				
GENERAL PROPERTY TAXES	23,501,356.00	23,838,869.00	337,513.00	1.4%
OTHER LOCAL TAXES	11,420,000.00	11,829,500.00	409,500.00	3.6%
PERMITS, FEES & LICENSES	63,500.00	60,500.00	(3,000.00)	-4.7%
FINES AND FORFEITURES	196,850.00	157,000.00	(39,850.00)	-20.2%
REVENUE FROM USE OF PROPERTY	607,888.00	657,015.00	49,127.00	8.1%
CHARGES FOR SERVICES	268,713.00	294,354.00	25,641.00	9.5%
MISCELLANEOUS REVENUE	70,000.00	35,000.00	(35,000.00)	-50.0%
RECOVERED COST	2,250,206.00	2,353,582.00	103,376.00	4.6%
NON-CATEGORICAL AID STATE	4,275,828.00	4,206,828.00	(69,000.00)	-1.6%
SHARED EXPENSES (CATEGORICAL)	5,782,174.00	5,848,207.00	66,033.00	1.1%
CATEGORICAL AID STATE	83,594.00	125,869.00	42,275.00	50.6%
FED PAYMENTS IN LIEU OF TAXES	3,000.00	3,000.00	0.00	0.0%
CATEGORICAL AID FEDERAL	158,139.00	170,576.00	12,437.00	7.9%
NON-REVENUE RECEIPTS	20,000.00	20,000.00	0.00	0.0%
RESERVE FUNDS	0.00	0.00	0.00	0.0%
TOTAL GENERAL FUND	**48,701,248.00**	**49,600,300.00**	**899,052.00**	**1.8%**
SPECIAL FUNDS				
LAW LIBRARY FUND	31,500.00	31,500.00	0.00	0.0%
CENTRAL DISPATCH FUND	1,845,649.00	1,757,136.00	(88,513.00)	-4.8%
HCO/MTSV INDUSTRIAL SITE PROJECT	0.00	0.00	0.00	0.0%
SPECIAL CONSTRUCTION GRANTS	0.00	0.00	0.00	0.0%
GATEWAY STREETSCAPE FOUNDATION	92,896.00	64,100.00	(28,796.00)	-31.0%
INDUSTRIAL DEVELOPMENT AUTHORITY	1,655,441.00	1,784,020.00	128,579.00	7.8%
CHILDREN'S SERVICES ACT	1,058,857.00	1,059,445.00	588.00	0.1%
FIELDALE SANITARY DISTRICT	20,500.00	20,500.00	0.00	0.0%
MARINA	155,900.00	155,900.00	0.00	0.0%
SELF-INSURANCE FUND	11,611,818.00	11,364,805.00	(247,013.00)	-2.1%
HENRY - MARTINSVILLE SOCIAL SERVICES	6,553,115.00	6,801,258.00	248,143.00	3.8%
SCHOOL FUND	73,611,051.00	77,794,608.00	4,183,557.00	5.7%
SCHOOL TEXTBOOK FUND	686,768.00	1,057,768.00	371,000.00	54.0%
SCHOOL CAFETERIA FUND	4,321,838.00	4,467,088.00	145,250.00	3.4%
TOTAL SPECIAL FUNDS	**101,645,333.00**	**106,358,128.00**	**4,712,795.00**	4.6%
TOTAL ALL BUDGETED REVENUE	**150,346,581.00**	**155,958,428.00**	**5,611,847.00**	**3.7%**
LESS: INTERFUND TRANSFERS	20,795,320.00	21,561,531.00	766,211.00	3.7%
NET BUDGETED REVENUE	**129,551,261.00**	**134,396,897.00**	**4,845,636.00**	**3.7%**

COUNTY OF HENRY, VIRGINIA
EXPENDITURE BUDGET SUMMARY
PROPOSED FOR FISCAL YEAR 2016-2017

ACCOUNT NAME	2016 ORIG BUD	2017 ADMIN	INCREASE (DECREASE)	PCT CHANGE
GENERAL FUND				
GENERAL GOVERNMENT ADM				
BOARD OF SUPERVISORS	126,716.00	114,284.00	(12,432.00)	-9.8%
COUNTY ADMINISTRATOR	341,426.00	342,946.00	1,520.00	0.4%
INDEPENDENT AUDITOR	57,500.00	57,500.00	0.00	0.0%
HUMAN RESOURCES / TRAINING	60,282.00	61,132.00	850.00	1.4%
COUNTY ATTORNEY	166,180.00	165,519.00	(661.00)	-0.4%
COMMISSIONER OF REVENUE	550,074.00	551,252.00	1,178.00	0.2%
ASSESSORS	162,775.00	203,094.00	40,319.00	24.8%
COUNTY TREASURER'S OFFICE	578,382.00	583,167.00	4,785.00	0.8%
FINANCE	370,094.00	371,461.00	1,367.00	0.4%
COUNTY INFORMATION SERVICE	323,041.00	314,355.00	(8,686.00)	-2.7%
CENTRAL PURCHASING	209,783.00	209,366.00	(417.00)	-0.2%
REGISTRAR	256,647.00	277,512.00	20,865.00	8.1%
TOTAL GENERAL GOVERNMENT ADM	**3,202,900.00**	**3,251,588.00**	**48,688.00**	**1.5%**
JUDICIAL ADMINISTRATION				
CIRCUIT COURT	95,702.00	93,435.00	(2,267.00)	-2.4%
GENERAL DISTRICT COURT	17,086.00	16,970.00	(116.00)	-0.7%
SPECIAL MAGISTRATES	2,850.00	3,140.00	290.00	10.2%
JUVENILE & DOMESTIC RELATIONS	9,124.00	9,400.00	276.00	3.0%
CLERK OF THE CIRCUIT COURT	739,173.00	735,543.00	(3,630.00)	-0.5%
SHERIFF CIVIL & COURT	1,077,950.00	1,080,523.00	2,573.00	0.2%
VICTIM / WITNESS ASSISTANCE	148,885.00	151,094.00	2,209.00	1.5%
COMMONWEALTH ATTORNEY	822,701.00	827,831.00	5,130.00	0.6%
TOTAL JUDICIAL ADMINISTRATION	**2,913,471.00**	**2,917,936.00**	**4,465.00**	**0.2%**
PUBLIC SAFETY				
SHERIFF LAW ENFORCEMENT	5,942,138.00	5,737,587.00	(204,551.00)	-3.4%
SCH RESOURCE OFFICER PROG GRANT	0.00	65,116.00	65,116.00	100.0%
SCH RESOURCE OFFICER PROG SCH	179,122.00	182,905.00	3,783.00	2.1%
OTHER FIRE AND RESCUE	951,910.00	981,808.00	29,898.00	3.1%
EMERGENCY SERVICES TRAINING	204,027.00	270,859.00	66,832.00	32.8%
EMERGENCY SERVICES OPERATIONS	1,048,790.00	1,771,254.00	722,464.00	68.9%
EMS SUPPLEMENTAL SERVICES - SAFER	175,616.00	0.00	(175,616.00)	-100.0%
SHERIFF CORRECTION & DETENTION	2,862,566.00	2,990,654.00	128,088.00	4.5%
SHERIFF ELECTRONIC MONITORING	10,226.00	42,726.00	32,500.00	317.8%
JUVENILE PROBATION OFFICE	326,100.00	326,700.00	600.00	0.2%
CODE ENFORCEMENT	340,647.00	345,091.00	4,444.00	1.3%
FIRE PREVENTION	291,903.00	171,945.00	(119,958.00)	-41.1%
ANIMAL CONTROL	189,444.00	183,748.00	(5,696.00)	-3.0%
PUBLIC SAFETY	125,074.00	171,417.00	46,343.00	37.1%
MTSV- HENRY COUNTY SPCA	11,667.00	11,667.00	0.00	0.0%
TOTAL PUBLIC SAFETY	**12,659,230.00**	**13,253,477.00**	**594,247.00**	**4.7%**
PUBLIC WORKS				
RURAL ADDITIONS / STREET	9,000.00	9,000.00	0.00	0.0%
REFUSE COLLECTION	1,477,055.00	1,430,993.00	(46,062.00)	-3.1%
REFUSE MAN COLLECTION SITES	221,660.00	217,992.00	(3,668.00)	-1.7%
REFUSE DISPOSAL- CLOSURE	13,000.00	12,000.00	(1,000.00)	-7.7%
GENERAL ENGINEERING / MAINT	289,817.00	294,632.00	4,815.00	1.7%
COMMUNICATION EQUIP MAINT	73,811.00	72,454.00	(1,357.00)	-1.8%
MAINT ADMINISTRATION BUILDING	430,960.00	457,495.00	26,535.00	6.2%
MAINT COURT HOUSE	351,954.00	369,020.00	17,066.00	4.8%

COUNTY OF HENRY, VIRGINIA
EXPENDITURE BUDGET SUMMARY
PROPOSED FOR FISCAL YEAR 2016-2017

ACCOUNT NAME	2016 ORIG BUD	2017 ADMIN	INCREASE (DECREASE)	PCT CHANGE
MAINT SHERIFF'S OFFICE	57,450.00	61,900.00	4,450.00	7.7%
MAINTENANCE JAIL	292,250.00	316,550.00	24,300.00	8.3%
MAINT DOG POUND	16,650.00	18,900.00	2,250.00	13.5%
MAINT SHERIFF'S FIRING RANGE	2,442.00	2,542.00	100.00	4.1%
MAINT COMMUNICATIONS SITES	142,300.00	142,175.00	(125.00)	-0.1%
MAINT STORAGE BUILDING	6,525.00	7,025.00	500.00	7.7%
MAINT OTHER CO BUILDING	45,800.00	48,100.00	2,300.00	5.0%
MAINT SHARE HLTH DEPT/JSS BUILD	90,082.00	62,295.00	(27,787.00)	-30.8%
MAINT PATRIOT CTE F/R BUILDING	13,885.00	13,585.00	(300.00)	-2.2%
MAINT CERT BUILDING	52,300.00	53,800.00	1,500.00	2.9%
MAINT BURN BUILDING	7,720.00	7,720.00	0.00	0.0%
MAINT SUMMERLIN STATION	17,125.00	17,775.00	650.00	3.8%
MAINT DUPONT PROPERTY	158,285.00	166,478.00	8,193.00	5.2%
TOTAL PUBLIC WORKS	**3,770,071.00**	**3,782,431.00**	**12,360.00**	**0.3%**
HEALTH AND WELFARE				
LOCAL HEALTH DEPARTMENT	293,429.00	305,000.00	11,571.00	3.9%
MENTAL HEALTH AND RETARDATION	119,000.00	119,000.00	0.00	0.0%
AREA AGENCY ON AGING	13,500.00	13,500.00	0.00	0.0%
TRANSPOR GRANT VAR ELEM OYE	0.00	149,193.00	149,193.00	100.0%
TRANSPOR GRANT VAR ELEM EYE	154,788.00	0.00	(154,788.00)	-100.0%
GROUP HOME SERVICES	66,192.00	66,192.00	0.00	0.0%
OTHER SOCIAL SERVICES	57,919.00	67,583.00	9,664.00	16.7%
PROPERTY TAX RELIEF	80,000.00	80,500.00	500.00	0.6%
TOTAL HEALTH AND WELFARE	**784,828.00**	**800,968.00**	**16,140.00**	**2.1%**
EDUCATION				
COMMUNITY COLLEGES	56,611.00	56,611.00	0.00	0.0%
TOTAL EDUCATION	**56,611.00**	**56,611.00**	**0.00**	**0.0%**
PARKS, RECREATION & CULTURAL				
PARKS AND RECREATION	1,037,887.00	1,056,684.00	18,797.00	1.8%
MUSEUMS	27,075.00	27,075.00	0.00	0.0%
ART GALLERIES	8,500.00	8,500.00	0.00	0.0%
OTHER CULTURAL ENRICHMENT	68,013.00	68,013.00	0.00	0.0%
LIBRARY	711,264.00	722,368.00	11,104.00	1.6%
TOTAL PARKS, RECREATION & CULTURAL	**1,852,739.00**	**1,882,640.00**	**29,901.00**	**1.6%**
COMMUNITY DEVELOPMENT				
PLANNING, COMMUNITY DEVELOPMENT	293,155.00	295,719.00	2,564.00	0.9%
ENGINEERING & MAPPING	271,595.00	274,557.00	2,962.00	1.1%
M/HC ECONOMIC DEVELOPMENT CORP	771,216.00	784,568.00	13,352.00	1.7%
ECONOMIC DEVELOPMENT AGENCIES	465,013.00	465,013.00	0.00	0.0%
ENTERPRISE ZONE INCENTIVES	15,000.00	15,000.00	0.00	0.0%
OTH PLANNING / COMM DEVELOPMENT	66,883.00	66,883.00	0.00	0.0%
SPECIAL PLANNING GRANT	28,800.00	28,800.00	0.00	0.0%
SOIL & WATER CONSERVATION	1,354.00	1,354.00	0.00	0.0%
LITTER GRANT	27,412.00	27,643.00	231.00	0.8%
VPI COOPERATIVE EXTENSION	55,614.00	56,403.00	789.00	1.4%
TOTAL COMMUNITY DEVELOPMENT	**1,996,042.00**	**2,015,940.00**	**19,898.00**	**1.0%**

COUNTY OF HENRY, VIRGINIA
EXPENDITURE BUDGET SUMMARY
PROPOSED FOR FISCAL YEAR 2016-2017

ACCOUNT NAME	2016 ORIG BUD	2017 ADMIN	INCREASE (DECREASE)	PCT CHANGE
NONDEPARTMENTAL				
EMPLOYEE BENEFITS	141,128.00	93,759.00	(47,369.00)	-33.6%
CENTRAL STORES	0.00	0.00	0.00	0.0%
POOL VEHICLES	4,000.00	4,000.00	0.00	0.0%
MOBILE COMMAND VEHICLE	7,985.00	7,035.00	(950.00)	-11.9%
CONTINGENCY RESERVE	200,000.00	250,000.00	50,000.00	25.0%
TRANSFERS TO OTHER FUNDS	20,283,968.00	20,970,515.00	686,547.00	3.4%
CIP CAPITAL OUTLAYS	828,275.00	313,400.00	(514,875.00)	-62.2%
TOTAL NONDEPARTMENTAL	**21,465,356.00**	**21,638,709.00**	**173,353.00**	**0.8%**
TOTAL GENERAL FUND	**48,701,248.00**	**49,600,300.00**	**899,052.00**	**1.8%**
SPECIAL FUNDS				
LAW LIBRARY	31,500.00	31,500.00	0.00	0.0%
CENTRAL DISPATCH FUND	1,845,649.00	1,757,136.00	(88,513.00)	-4.8%
HCO/MTSV INDUSTRIAL SITE PROJ	0.00	0.00	0.00	0.0%
SPECIAL CONSTRUCTION GRANTS	0.00	0.00	0.00	0.0%
GATEWAY STREETSCAPE FOUNDATION	92,896.00	64,100.00	(28,796.00)	-31.0%
INDUSTRIAL DEVELOPMENT AUTHORITY	1,655,441.00	1,784,020.00	128,579.00	7.8%
CHILDREN'S SERVICES ACT	1,058,857.00	1,059,445.00	588.00	0.1%
FIELDALE SANITARY DISTRICT	20,500.00	20,500.00	0.00	0.0%
MARINA	155,900.00	155,900.00	0.00	0.0%
SELF-INSURANCE FUND	11,611,818.00	11,364,805.00	(247,013.00)	-2.1%
HENRY - MARTINSVILLE SOCIAL SERVICES	6,553,115.00	6,801,258.00	248,143.00	3.8%
SCHOOL FUND	73,611,051.00	77,794,608.00	4,183,557.00	5.7%
SCHOOL TEXTBOOK FUND	686,768.00	1,057,768.00	371,000.00	54.0%
SCHOOL CAFETERIA FUND	4,321,838.00	4,467,088.00	145,250.00	3.4%
TOTAL SPECIAL FUNDS	**101,645,333.00**	**106,358,128.00**	**4,712,795.00**	**4.6%**
TOTAL ALL BUDGETED EXPENDITURES	**150,346,581.00**	**155,958,428.00**	**5,611,847.00**	**3.7%**
LESS: INTERFUND TRANSFERS	20,795,320.00	21,561,531.00	766,211.00	3.7%
NET BUDGETED EXPENDITURES	**129,551,261.00**	**134,396,897.00**	**4,845,636.00**	**3.7%**

Expenditures by Category
FY 2016 - 17 Budget

General Gov't Admin, 2.4%

Judicial Admin 2.5%

Public Safety 12.1%

Public Works 3.1%

Health and Welfare 7.0%

Education 67.4 %

Parks, Recreation, and Cultural 1.6%

Community Development 3.1%

Capital, Debt, Other 0.6%

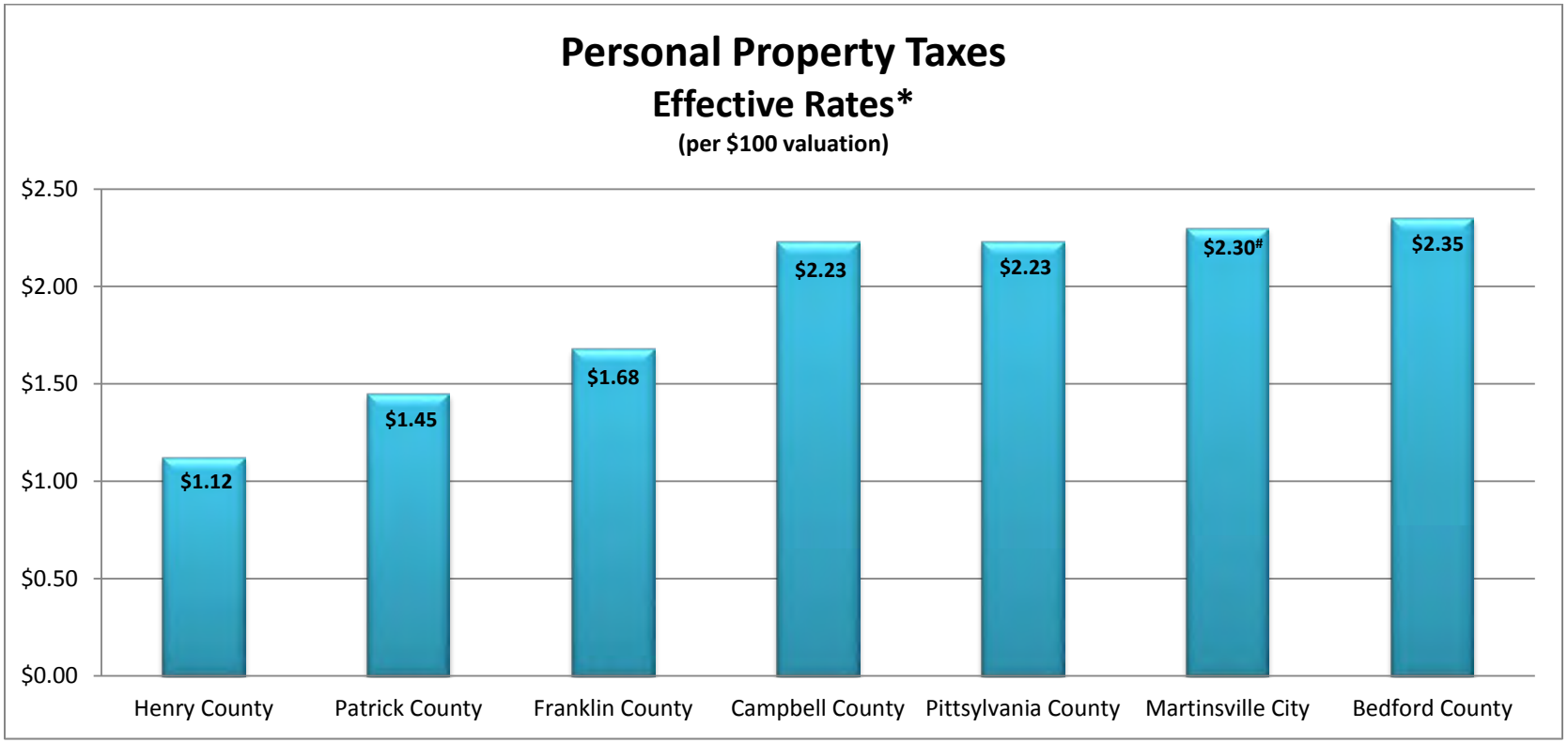

*** Effective Rate is defined as the actual rate applied to personal property after adjusting for variations in methodology of valuation and percentage of valuation of personal property.**
 # Actual Rate, adequate information was not available to determine effective rate.

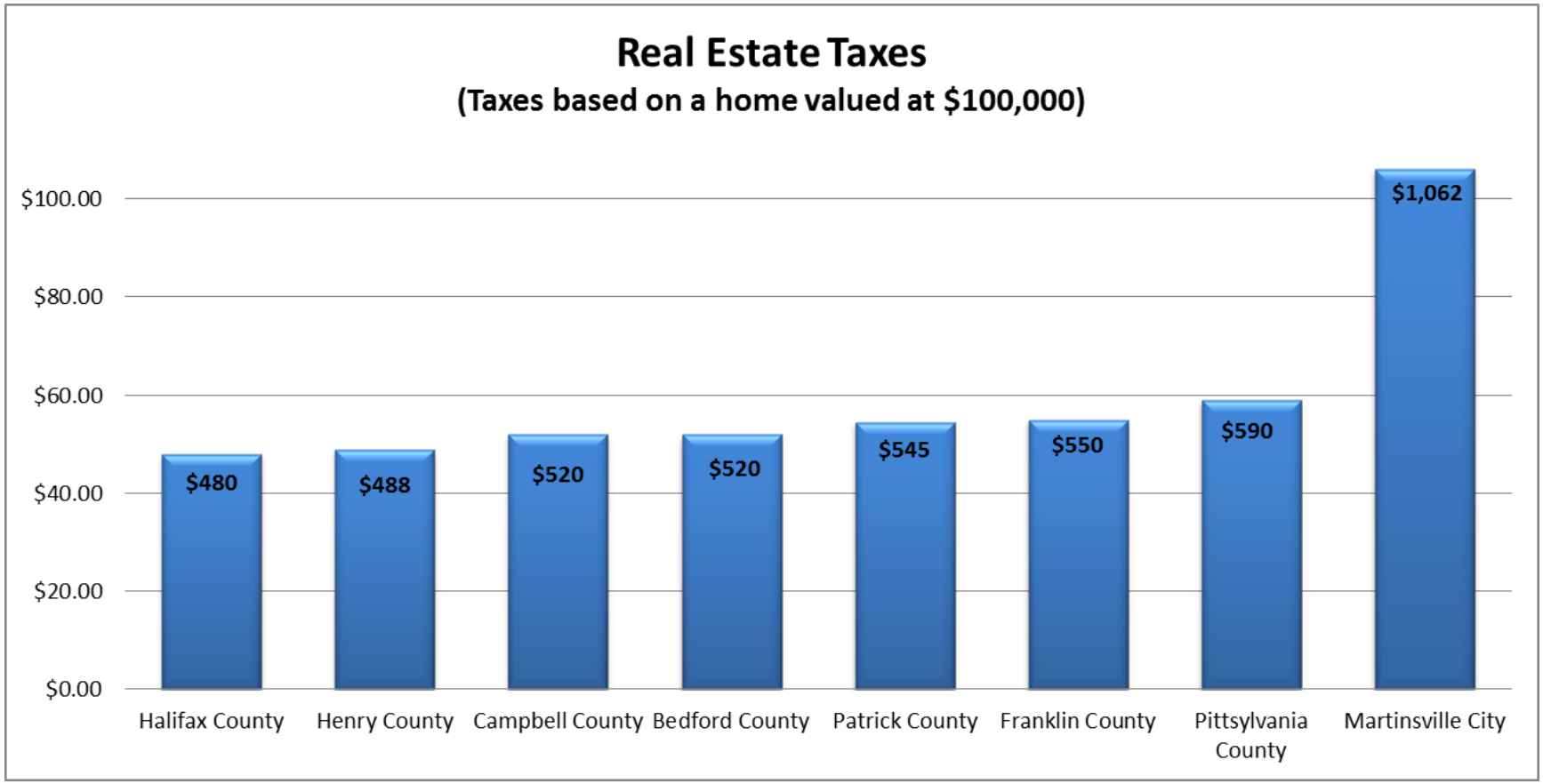
Real Estate Taxes
(Taxes based on a home valued at $100,000)
$100.00
$80.00
$60.00
$40.00
$20.00
$0.00
$480
$488
$520
$520
$545
$550
$590
$1,062
Halifax County
Henry County
Campbell County
Bedford County
Patrick County
Franklin County
Pittsylvania County
Martinsville City

Local Tax Burden

(per capita)

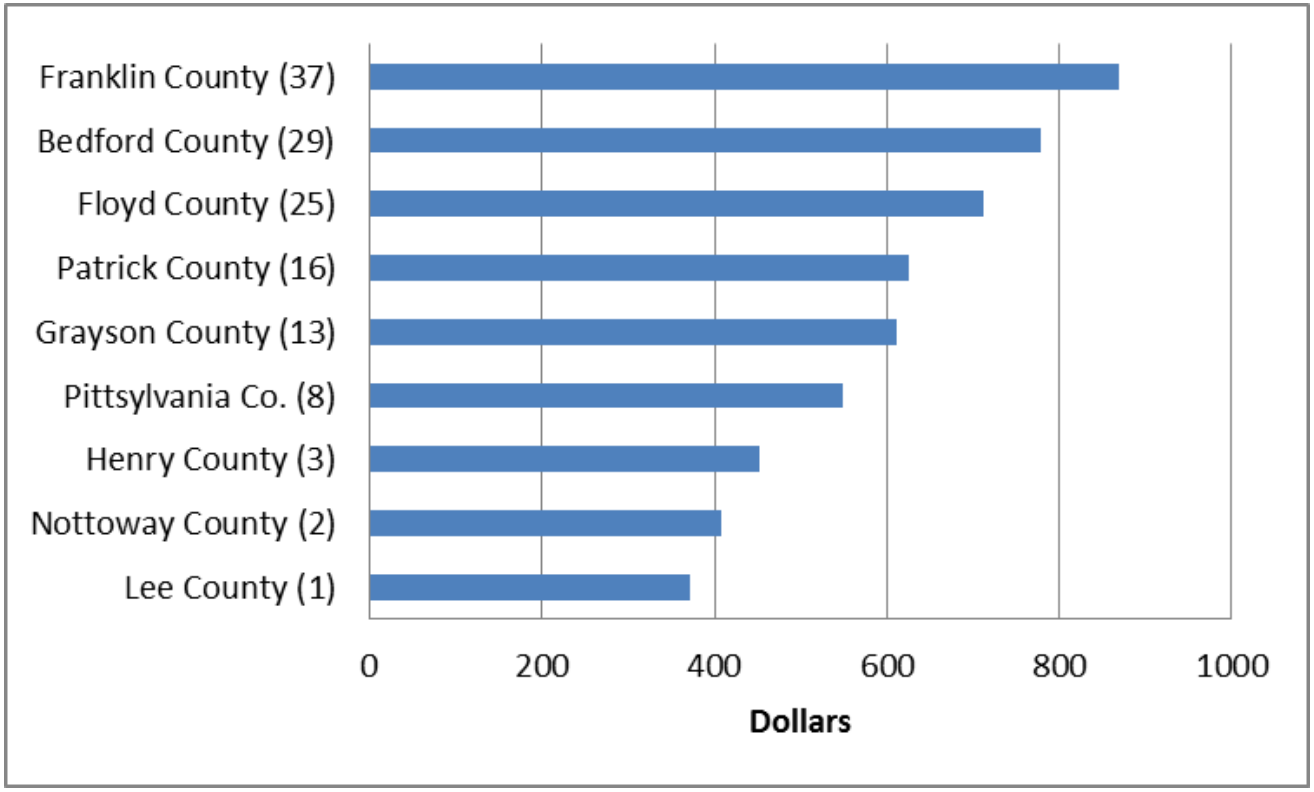

* Virginia Audit of Public Accounts Reports and 2015 Weldon Cooper Population Estimates. Only includes taxes and fees assessed by the local government. Does not include State or Federally enforced taxes such as income tax, sales tax, etc.

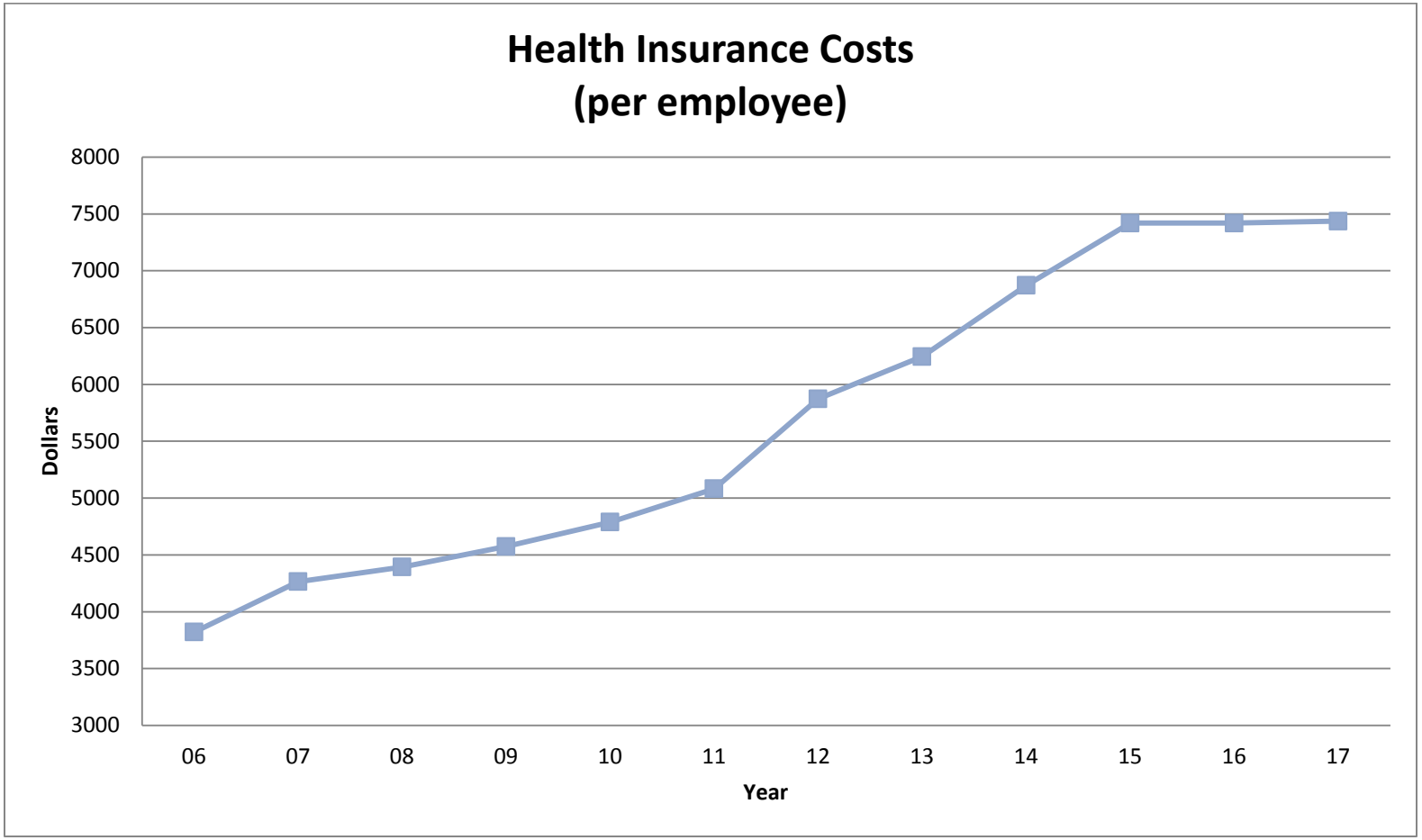
Health Insurance Costs
(per employee)
8000
7500
7000
6500
6000
5500
5000
4500
4000
3500
3000
Dollars
06
07
08
09
10
11
12
13
14
15
16
17
Year

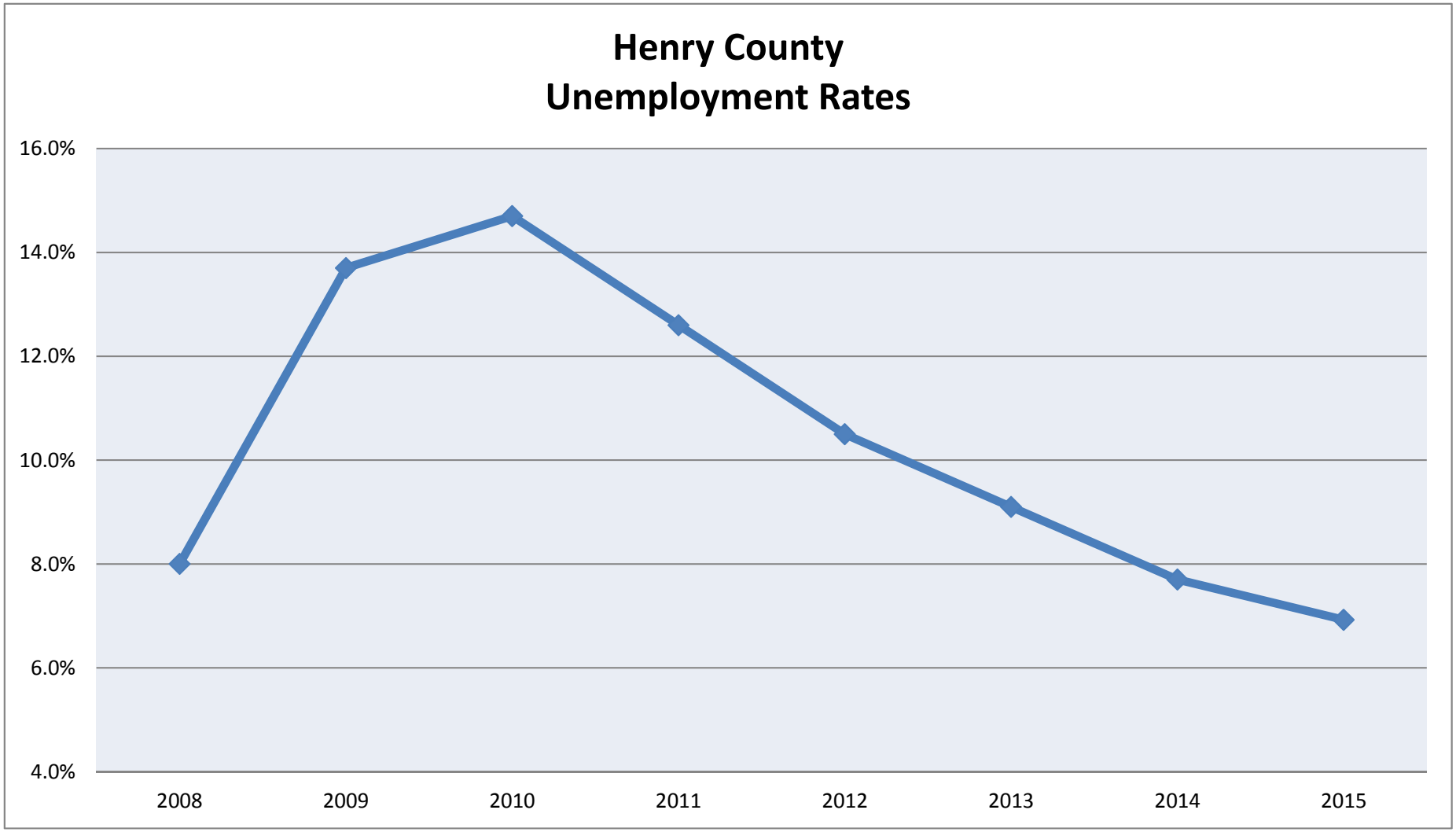
Henry County
Unemployment Rates
16.0%
14.0%
12.0%
10.0%
8.0%
6.0%
4.0%
2008
2009
2010
2011
2012
2013
2014
2015

COUNTY OF HENRY, VIRGINIA
CONTRIBUTIONS TO OUTSIDE AGENCIES
PROPOSED FOR FISCAL YEAR 2016-2017

Amount allocated to Agency	F/Y 2015-2016 APPROVED BUDGET	F/Y 2016-2017 PROPOSED BUDGET	G/L ACCOUNT NO. ORG	G/L ACCOUNT NO. OBJECT
Western Va Emerg Medical Services Co.	7,518	7,518	31332400	556480
Martinsville-Henry County SPCA	11,667	11,667	31335610	556680
Henry Co-Martinsville Health Dept	293,429	305,000	31351100	556100
Piedmont Community Services	119,000	119,000	31352500	556200
Southern Area Agency on Aging	4,500	4,500	31353230	556510
Anchor Residential, Family Services	66,192	66,192	31353420	556630
FOCUS	10,000	10,000	31353600	556530
Citizens Against Family Violence, Inc	24,000	24,000	31353600	556540
Adult Day Care	8,125	8,125	31353600	556560
Martinsville-Henry Co Drug Task Force	11,281	11,281	31353600	556750
Piedmont VA Dental Health Foundation	0	9,664	31353600	556790
Boys & Girls Club of Martinsville/Henry Co	4,513	4,513	31353600	556840
Patrick Henry Community College	56,611	56,611	31368100	556470
Virginia Museum of Natural History	27,075	27,075	31372200	556500
Piedmont Arts Association	8,500	8,500	31372300	556490
Gateway Streetscape Foundation, Inc	13,500	13,500	31372610	556600
Annual July 4th Celebration	4,513	4,513	31372610	556661
Bassett Historical Center	50,000	50,000	31372610	556665
Blue Ridge Regional Library	711,264	722,368	31373200	556550
Small Business Development Center	4,513	4,513	31381510	556720
Martinsville-Henry County Economic Development Corp	460,500	460,500	31381510	556761
Blueridge Airport Authority	27,075	27,075	31381600	556590
West Piedmont Planning District Comm	29,783	29,783	31381600	556640
West Piedmont Business Development Center (Now C-PEG)	9,025	9,025	31381600	556721
Dan River Basin Association	1,000	1,000	31381600	556792
Blue Ridge Soil & Water Conservation	1,354	1,354	31382400	556770
Litter Grant - State & Grants Only (Pass-Thru)	20,920	21,151	31382710	556600
Litter Grant - County Only	6,492	6,492	31382710	556600



HENRY COUNTY
CHURCH
INDUSTRY
EDUCATION

Budget FY 2016 – 17

Budget Advertisements

HENRY COUNTY
CONTEMPLATED BUDGET
FOR YEAR ENDING JUNE 30, 2017

In compliance with Section 15.2-2503 of the 1950 Code of Virginia, as amended, the following budget synopsis is prepared and published for information and fiscal planning purposes only. The inclusion of any item in the budget does not constitute an obligation or commitment on the part of the Board of Supervisors to appropriate funds for the item or purpose. The budget has been prepared by the County Administrator based on estimates and requests to the Board of Supervisors from various agencies and County departments. Final approval and release of funds for any item is the responsibility of the Board of Supervisors.

Pursuant to Section 15.2-2506 of the 1950 Code of Virginia, as amended, a public hearing will be held by the Board of Supervisors on the total County budget to receive citizen comments and suggestions on Monday, April 18, 2016, at 7:00 P.M. in the Summerlin Meeting Room of the Henry County Administration Building on King's Mountain Road in Collinsville, Virginia. All citizens are invited to attend and offer any comments or suggestions. The Board of Supervisors will consider any public input received prior to taking final action on the budget.

Copies of the proposed budget are on file in the office of the County Administrator, King's Mountain Road, Collinsville, Virginia, on the Henry County website, www.henrycountyva.gov, and at Blue Ridge Regional Library in Martinsville, Bassett, Collinsville, and Ridgeway.

Tim Hall
County Administrator

COUNTY OF HENRY, VIRGINIA
SUMMARY OF REVENUES AND EXPENDITURES
PROPOSED FOR FISCAL YEAR 2016-2017

REVENUES

General Fund:		
General Property Taxes	$	23,838,869
Other Local Taxes		11,829,500
Permits, Fees & Licenses		60,500
Fines and Forfeitures		157,000
Revenue from Use of Property		657,015
Charges for Services		294,354
Miscellaneous Revenue		35,000
Recovered Cost		2,353,582
Non-Categorical Aid State		4,206,828
Shared Expenses (Categorical)		5,848,207
Categorical Aid State		125,869
Payments in Lieu of Taxes		3,000
Categorical Aid Federal		170,576
Non-Revenue Receipts		20,000
Reserve Funds		0
Total General Fund Revenue	**$**	**49,600,300**
Special Funds:		
Law Library		31,500
Central Dispatch		1,757,136
HCO/MTSV Industrial Site Project		0
Special Construction Grants		0
Gateway Streetscape Foundation		64,100
Industrial Development Authority		1,784,020
Children's Services Act		1,059,445
Fieldale Sanitary District		20,500
Marina		155,900
Self-Insurance Fund		11,364,805
Henry-Martinsville Social Services		6,801,258
School Fund		77,794,608
School Textbook		1,057,768
School Cafeteria		4,467,088
TOTAL, ALL BUDGETED REVENUES	**$**	**155,958,428**
Less: Interfund Transfers		**(21,561,531)**
NET REVENUES	**$**	**134,396,897**

EXPENDITURES

General Fund:		
General Government Administration	$	3,251,588
Judicial Administration		2,917,936
Public Safety		13,253,477
Public Works		3,782,431
Health and Welfare		800,968
Education		56,611
Parks, Recreation & Cultural		1,882,640
Community Development		2,015,940
Nondepartmental		354,794
Capital Projects		313,400
Operating Transfers Out		20,970,515
Total General Fund Expenditures	**$**	**49,600,300**
Special Funds:		
Law Library		31,500
Central Dispatch		1,757,136
HCO/MTSV Industrial Site Project		0
Special Construction Grants		0
Gateway Streetscape Foundation		64,100
Industrial Development Authority		1,784,020
Children's Services Act		1,059,445
Fieldale Sanitary District		20,500
Marina		155,900
Self-Insurance Fund		11,364,805
Henry-Martinsville Social Services		6,801,258
School Fund		77,794,608
School Textbook		1,057,768
School Cafeteria		4,467,088
TOTAL, ALL BUDGETED EXPENDITURES	**$**	**155,958,428**
Less: Interfund Transfers		**(21,561,531)**
NET EXPENDITURES	**$**	**134,396,897**

COUNTY OF HENRY, VIRGINIA
CONTEMPLATED TAX LEVIES
For Year Ending June 30, 2017

Tax Levies
(per $100 of Assessed Value)

	Mobile Homes Real Estate	Other Personal Property Nominal	Other Personal Property Effective	Machinery and Tools Business Equipment Nominal	Machinery and Tools Business Equipment Effective
FY '15-'16 General Fund					
General Fund Levy	$.488	$1.48	$1.48	$1.48	Below
Proposed FY '16-'17					
General Fund Levy	$.488	$1.48	$1.48	$1.48	Below

Year 1	$1.44
Year 2	$1.29
Year 3	$1.14
Year 4	$0.99
Year 5 & Forward	$0.84

The effective reimbursement rate for the Personal Property Relief Act on a qualifying vehicle is 46.47%.

The State Law requires that property be assessed at fair market value, which is defined for the purpose of motor vehicles as loan value and business equipment and machinery & tools as the following percentage of original cost:

Year 1	97%
Year 2	87%
Year 3	77%
Year 4	67%
Year 5 til Disposed	57%

Copies of the proposed budget are on file in the office of the County Administrator, King's Mountain Road, Collinsville, Va, on the Henry County website, www.henrycountyva.gov , and at Blue Ridge Regional Library in Martinsville, Bassett, Collinsville, and Ridgeway.

Tim Hall
County Administrator

HENRY COUNTY SCHOOL BOARD
CONTEMPLATED BUDGET
FOR YEAR ENDING JUNE 30, 2017

In compliance with Section 15.2-2503 of the 1950 Code of Virginia, as amended, the following budget synopsis is prepared and published for information and fiscal planning purposes only. The inclusion of any item in the budget does not constitute an obligation or commitment on the part of the Board of Supervisors to appropriate funds for the item or purpose. The budget has been prepared by the County Administrator based on estimates and requests to the Board of Supervisors from various agencies and County departments. Final approval and release of funds for any item is the responsibility of the Board of Supervisors.

Pursuant to Section 15.2-2506 of the 1950 Code of Virginia, as amended, a public hearing will be held by the Board of Supervisors on the school budget to receive citizen comments and suggestions on Monday, April 18, 2016, at 7:00P.M. in the Summerlin Meeting Room of the Henry County Administration Building on King's Mountain Road in Collinsville, Virginia. All citizens are invited to attend and offer any comments or suggestions. The Board of Supervisors will consider any public input received prior to taking final action on the budget.

Proposed FY 2016-2017 School Budget

Revenues:		
State Funds	$	48,791,695
County Funds		17,603,313
Federal / State Grants		9,653,000
Other Funds		1,746,600
Total Revenues	$	77,794,608

Expenditures:		
Instruction	$	47,031,278
Administration/Attendance and Health		3,209,869
Transportation		5,358,376
Operation & Maintenance		6,298,249
Facilities		284,000
Debt Service/Transfers		3,241,167
Technology		2,521,669
Federal / State Grants		9,800,000
Contingency Reserves		50,000
Less Reduction in Requested Local Funds		0
Total Expenditures	$	77,794,608

Copies of the proposed budget are on file in the office of the County Administrator, King's Mountain Road, Collinsville, Virginia, on the Henry County website, www.henrycountyva.gov , and at Blue Ridge Regional Library in Martinsville, Bassett, Collinsville, and Ridgeway.

Tim Hall
County Administrator

FY 2016-17
BOARD OF SUPERVISORS
PROPOSED BUDGET CALENDAR

▪ County CIP Requests Due	January 22
▪ Distribute Budget Documents	January 22
▪ Budget Requests Due in County Administrator's Office	February 12
▪ Joint Budget/Facilities Work Session with School Board	February 16 (5pm)
▪ School Budget Request Due	April 1
▪ Present Total County Budget to Board of Supervisors	April 5 (5pm)
▪ Work Session on School Budget and Total County Budget	April 7 (5pm)
▪ Advertise Public Hearing	April 10
▪ Public Hearings: School and County Budgets	April 18 (7pm)
▪ Adoption of School Budget and Total County Budget	April 26
▪ Appropriation of School Budget and Total County Budget	May 24

***Other Work Sessions as Needed**



HENRY COUNTY

CHURCH

INDUSTRY

EDUCATION

FY 2017 Operating Budget
Revenues

PROJECTION: 20173 HENRY COUNTY 2017 BUDGET FOR PERIOD 13

ACCOUNTS FOR:

GENERAL FUND		2015 ACTUAL	2016 ORIG BUD	2016 REVISED BUD	2016 ACTUAL	2016 PROJECTION	2017 ADMIN	PCT CHANGE
31301100 GENERAL PROPERTY TAXES								
31301100 411100	C TAX 2000	-1,477.85	.00	.00	-1,010.54	.00	.00	.0%
31301100 411101	C TAX 2001	-1,963.68	.00	.00	-1,697.82	.00	.00	.0%
31301100 411102	C TAX 2002	-2,219.44	.00	.00	-2,593.05	.00	.00	.0%
31301100 411103	C TAX 2003	-5,451.50	.00	.00	-3,347.12	.00	.00	.0%
31301100 411104	C TAX 2004	-6,920.70	-3,658.00	-3,658.00	-4,652.65	.00	.00	-100.0%
31301100 411105	C TAX 2005	-9,184.73	-4,801.00	-4,801.00	-5,989.86	.00	-3,888.00	-19.0%
31301100 411106	C TAX 2006	-12,059.57	-8,896.00	-8,896.00	-7,473.29	.00	-5,275.00	-40.7%
31301100 411107	C TAX 2007	-17,316.05	-13,114.00	-13,114.00	-10,137.55	.00	-9,149.00	-30.2%
31301100 411108	C TAX 2008	-24,831.00	-17,760.00	-17,760.00	-16,786.71	.00	-12,972.00	-27.0%
31301100 411109	C TAX 2009	-37,268.94	-25,701.00	-25,701.00	-22,859.63	.00	-17,714.00	-31.1%
31301100 411110	C TAX 2010	-69,493.54	-45,384.00	-45,384.00	-34,989.44	.00	-24,885.00	-45.2%
31301100 411111	C TAX 2011	-139,349.40	-78,815.00	-78,815.00	-64,305.57	.00	-43,898.00	-44.3%
31301100 411112	C TAX 2012	-301,609.83	-128,195.00	-128,195.00	-120,877.73	.00	-76,162.00	-40.6%
31301100 411113	C TAX 2013	-512,241.27	-223,780.00	-223,780.00	-292,958.47	.00	-133,451.00	-40.4%
31301100 411114	C TAX 2014	-22,252,152.43	-461,082.00	-461,082.00	-427,147.16	.00	-246,665.00	-46.5%
31301100 411115	C TAX 2015	.00	-22,065,170.00	-22,065,170.00	-21,744,825.50	.00	-469,986.00	-97.9%
31301100 411116	C TAX 2016	.00	.00	.00	.00	.00	-22,359,824.00	.0%
31301100 411194	C TAX 1994	-146.08	.00	.00	.00	.00	.00	.0%
31301100 411195	C TAX 1995	-559.56	.00	.00	-951.78	.00	.00	.0%
31301100 411196	C TAX 1996	-372.15	.00	.00	-848.01	.00	.00	.0%
31301100 411197	C TAX 1997	-246.36	.00	.00	-852.19	.00	.00	.0%
31301100 411198	C TAX 1998	-328.35	.00	.00	-901.98	.00	.00	.0%
31301100 411199	C TAX 1999	-817.12	.00	.00	-1,003.75	.00	.00	.0%
31301100 411601	C TAX PEN	-264,319.49	-250,000.00	-250,000.00	-194,473.54	.00	-250,000.00	.0%
31301100 411602	C TAX INT	-211,000.65	-175,000.00	-175,000.00	-168,170.98	.00	-185,000.00	5.7%
TOTAL GENERAL PROPERTY TAXES		-23,871,329.69	-23,501,356.00	-23,501,356.00	-23,128,854.32	.00	-23,838,869.00	1.4%
31301200 OTHER LOCAL TAXES								
31301200 412100	L SAL TAX	-4,071,410.95	-3,858,000.00	-3,858,000.00	-3,236,293.56	.00	-4,071,000.00	5.5%
31301200 412201	UTIL TAX	-2,705,571.53	-2,680,000.00	-2,680,000.00	-1,754,613.79	.00	-2,680,000.00	.0%
31301200 412300	B LIC TAX	-1,683,032.03	-1,550,000.00	-1,550,000.00	-1,422,301.42	.00	-1,600,000.00	3.2%
31301200 412306	B LIC PEN	-7,844.03	-5,000.00	-5,000.00	-1,227.18	.00	-5,000.00	.0%
31301200 412307	B LIC INT	-1,027.53	.00	.00	-146.58	.00	.00	.0%
31301200 412500	MOTOR VEH	-882,333.91	-880,000.00	-880,000.00	-319,221.55	.00	-880,000.00	.0%
31301200 412600	BANK STOCK	-208,196.24	-172,000.00	-172,000.00	-1,164.00	.00	-180,500.00	4.9%
31301200 412701	RCDT GRANT	-42,698.79	-36,000.00	-36,000.00	-34,037.06	.00	-39,000.00	8.3%
31301200 412702	TAX ON WIL	-158,060.12	-157,000.00	-157,000.00	-134,240.29	.00	-158,000.00	.6%
31301200 451001	TRANSIENT	-116,733.55	-106,000.00	-106,000.00	-82,816.73	.00	-116,000.00	9.4%
31301200 451101	FOOD & BEV	-2,124,265.95	-1,976,000.00	-1,976,000.00	-1,445,766.86	.00	-2,100,000.00	6.3%
31301200 451102	MT PENALTY	-2,834.36	.00	.00	-2,340.34	.00	.00	.0%

PROJECTION: 20173 HENRY COUNTY 2017 BUDGET FOR PERIOD 13

ACCOUNTS FOR:

GENERAL FUND		2015 ACTUAL	2016 ORIG BUD	2016 REVISED BUD	2016 ACTUAL	2016 PROJECTION	2017 ADMIN	PCT CHANGE
TOTAL OTHER LOCAL TAXES		-12,004,008.99	-11,420,000.00	-11,420,000.00	-8,434,169.36	.00	-11,829,500.00	3.6%
31301300 PERMITS, FEES & LICENSES								
31301300 413100	ANIMAL LIC	-10,779.00	-10,000.00	-10,000.00	-9,510.00	.00	-10,000.00	.0%
31301300 413304	LAND USE A	-180.00	.00	.00	-160.00	.00	.00	.0%
31301300 413305	LAND TRANS	-1,477.80	-1,500.00	-1,500.00	-1,155.14	.00	-1,500.00	.0%
31301300 413306	ZONING ADV	-1,080.00	-2,000.00	-2,000.00	-1,560.00	.00	-2,000.00	.0%
31301300 413331	VAR BLDG P	-45,425.68	-48,000.00	-48,000.00	-24,840.26	.00	-45,000.00	-6.3%
31301300 413332	LAND DISTU	-835.00	-1,000.00	-1,000.00	-279.00	.00	-1,000.00	.0%
31301300 413334	FIRE PREVE	-1,525.00	-1,000.00	-1,000.00	-725.00	.00	-1,000.00	.0%
31301300 413335	SCRAP META	.00	.00	.00	-50.00	.00	.00	.0%
TOTAL PERMITS, FEES & LICENS		-61,302.48	-63,500.00	-63,500.00	-38,279.40	.00	-60,500.00	-4.7%
31301400 FINES AND FORFEITURES								
31301400 414102	PARKN FINE	-125.00	-150.00	-150.00	.00	.00	.00	-100.0%
31301400 414103	CO FINES	-84,571.44	-94,000.00	-94,000.00	-46,182.65	.00	-68,000.00	-27.7%
31301400 414104	ANIM FINES	-3,780.00	-3,200.00	-3,200.00	-2,590.00	.00	-3,500.00	9.4%
31301400 414105	CHSE MAINT	-21,857.90	-20,000.00	-20,000.00	-13,895.49	.00	-18,000.00	-10.0%
31301400 414106	CHSE SECUR	-75,798.03	-74,000.00	-74,000.00	-46,874.43	.00	-62,000.00	-16.2%
31301400 414107	JAIL ADMFE	-5,315.70	-5,000.00	-5,000.00	-3,908.62	.00	-5,000.00	.0%
31301400 414108	CO BLD/DNA	-535.94	-500.00	-500.00	-376.64	.00	-500.00	.0%
TOTAL FINES AND FORFEITURES		-191,984.01	-196,850.00	-196,850.00	-113,827.83	.00	-157,000.00	-20.2%
31301500 REVENUE FROM USE OF PROPERTY								
31301500 415101	BANK INT	-330,986.55	-300,000.00	-300,000.00	-239,864.55	.00	-315,000.00	5.0%
31301500 415201	RENT PROP	-230,800.90	-226,288.00	-226,288.00	-177,253.59	.00	-229,915.00	1.6%
31301500 415206	CLK COPIES	-9,370.53	-2,500.00	-2,500.00	-8,347.82	.00	-6,000.00	140.0%
31301500 415207	INMATE TEL	-87,638.68	-60,000.00	-60,000.00	-59,731.83	.00	-80,000.00	33.3%
31301500 415208	COR COPIES	-115.50	-100.00	-100.00	-6.75	.00	-100.00	.0%
31301500 415209	COMPTR SER	-900.00	-1,000.00	-1,000.00	-700.00	.00	-1,000.00	.0%
31301500 415210	I CANTEEN	-27,985.18	-18,000.00	-18,000.00	-20,166.93	.00	-25,000.00	38.9%
TOTAL REVENUE FROM USE OF PR		-687,797.34	-607,888.00	-607,888.00	-506,071.47	.00	-657,015.00	8.1%
31301600 CHARGES FOR SERVICES								
31301600 416103	ST SHR FEE	-8,453.76	-8,454.00	-8,454.00	-8,453.76	.00	-8,454.00	.0%
31301600 416105	L SHR FEES	-15,553.00	-14,000.00	-14,000.00	-14,956.00	.00	-15,000.00	7.1%
31301600 416106	TRANSCRIBE	-29.24	.00	.00	-38.56	.00	.00	.0%
31301600 416200	ATTY FEES	-5,345.86	-4,500.00	-4,500.00	-4,303.40	.00	-4,500.00	.0%
31301600 416302	PATROLING	-35,660.41	.00	.00	-28,783.67	.00	.00	.0%
31301600 416303	SHER INSTR	-3,670.00	.00	.00	-5,740.00	.00	.00	.0%

PROJECTION: 20173 HENRY COUNTY 2017 BUDGET FOR PERIOD 13

ACCOUNTS FOR:

GENERAL FUND		2015 ACTUAL	2016 ORIG BUD	2016 REVISED BUD	2016 ACTUAL	2016 PROJECTION	2017 ADMIN	PCT CHANGE
31301600 416304	INMATE MED	-1,170.00	.00	.00	-480.00	.00	.00	.0%
31301600 416503	E MONITORN	-20,570.00	-14,000.00	-32,000.00	-34,835.00	.00	-45,000.00	221.4%
31301600 416602	BOARD DOGS	-336.00	-500.00	-500.00	-280.00	.00	-300.00	-40.0%
31301600 416802	GARB COLL	-67,653.22	-67,859.00	-67,859.00	-51,075.70	.00	-68,100.00	.4%
31301600 416805	DEMOL FEES	-8,372.77	.00	.00	-2,087.87	.00	.00	.0%
31301600 461301	RECR FEES	-40,867.00	-43,000.00	-43,000.00	-17,063.00	.00	-38,000.00	-11.6%
31301600 461307	CONCESSION	-6,117.20	.00	-4,345.00	-4,345.41	.00	.00	.0%
31301600 461601	SALE MAPS	-3,440.75	-1,400.00	-1,400.00	-912.00	.00	-1,000.00	-28.6%
31301600 461602	SAL PUBLIC	-6.00	.00	.00	.00	.00	.00	.0%
31301600 461901	UT COL COM	-19,250.00	-18,000.00	-18,000.00	-12,494.50	.00	-18,000.00	.0%
31301600 461903	BAD CK CHG	-1,742.00	-2,000.00	-2,000.00	-775.00	.00	-1,000.00	-50.0%
31301600 461904	C ATTY SER	-105,438.25	-85,000.00	-85,000.00	-43,226.75	.00	-85,000.00	.0%
31301600 461907	TR ADMFEE	-12,258.78	-10,000.00	-10,000.00	-7,949.68	.00	-10,000.00	.0%
TOTAL CHARGES FOR SERVICES		-355,934.24	-268,713.00	-291,058.00	-237,800.30	.00	-294,354.00	9.5%
31301800 MISCELLANEOUS REVENUE								
31301800 418915	SAL RECYCL	-85,184.44	-70,000.00	-70,000.00	-22,423.87	.00	-35,000.00	-50.0%
31301800 418917	CASH DIFF	-432.30	.00	.00	-449.96	.00	.00	.0%
TOTAL MISCELLANEOUS REVENUE		-85,616.74	-70,000.00	-70,000.00	-22,873.83	.00	-35,000.00	-50.0%
31301900 RECOVERED COST								
31301900 418903	DONATIONS	-12,900.00	.00	.00	.00	.00	.00	.0%
31301900 418919	EMS SP DON	-31,923.50	.00	-3,037.00	-5,227.72	.00	.00	.0%
31301900 418925	LOC GRTS	-7,690.00	.00	-3,535.00	-3,760.00	.00	.00	.0%
31301900 419200	INMATE FEE	-50,270.11	.00	.00	-50,270.11	.00	.00	.0%
31301900 419201	JAIL COSTS	-344,978.43	-274,838.00	-274,838.00	-284,448.00	.00	-320,000.00	16.4%
31301900 419203	REIMB TRAN	-11,697.76	.00	.00	-10,546.62	.00	.00	.0%
31301900 419205	CRT SECSAL	-24,494.97	-21,000.00	-21,000.00	-14,335.37	.00	-21,000.00	.0%
31301900 419206	RET HEALTD	-2,328.84	.00	.00	.00	.00	.00	.0%
31301900 419207	INS RECOVR	-57,747.38	.00	.00	-52,517.66	.00	.00	.0%
31301900 419208	CTY EXTENS	-7,756.00	-6,925.00	-6,925.00	-7,756.00	.00	-7,756.00	12.0%
31301900 419211	SCH SHR P	-167,929.81	-179,122.00	-191,162.00	-151,074.73	.00	-204,577.00	14.2%
31301900 419218	INMATE SS	-600.00	.00	.00	-600.00	.00	.00	.0%
31301900 419221	HARVEST FO	-6,743.00	.00	-20,000.00	-20,000.00	.00	.00	.0%
31301900 419223	HSE FED PR	-6,339.00	.00	-4,227.00	-4,227.00	.00	.00	.0%
31301900 419224	EDC E DEV	-766,191.57	-771,216.00	-905,932.50	-380,457.49	.00	-784,568.00	1.7%
31301900 419230	EMS FEE	-767,346.69	-675,000.00	-675,000.00	-549,188.13	.00	-705,000.00	4.4%
31301900 419260	TRANSP INC	-9,089.33	.00	-1,565.47	-3,499.06	.00	-5,250.00	.0%
31301900 419261	TRANSP PUB	-38,254.72	.00	-15,356.28	-12,818.88	.00	-54,006.00	.0%
31301900 419262	TRANSP INK	-2,486.94	.00	-124.97	-1,073.14	.00	-500.00	.0%
31301900 419263	TRANSP INC	181.11	-5,250.00	-6,200.00	-5,778.43	.00	.00	-100.0%
31301900 419264	TRANSP PUB	-12,561.87	-54,006.00	-54,006.00	-21,395.88	.00	.00	-100.0%

PROJECTION: 20173 HENRY COUNTY 2017 BUDGET FOR PERIOD 13

ACCOUNTS FOR:

GENERAL FUND		2015 ACTUAL	2016 ORIG BUD	2016 REVISED BUD	2016 ACTUAL	2016 PROJECTION	2017 ADMIN	PCT CHANGE
31301900 419265	TRANSP INK	-1,242.71	-500.00	-500.00	-769.40	.00	.00	-100.0%
31301900 419299	MISC REFUN	-260,175.19	-262,349.00	-305,142.74	-215,530.99	.00	-250,925.00	-4.4%
TOTAL RECOVERED COST		-2,590,566.71	-2,250,206.00	-2,488,551.96	-1,795,274.61	.00	-2,353,582.00	4.6%
31302200 NON-CATEGORICAL AID STATE								
31302200 422103	M VEH CARR	-45,396.04	-45,000.00	-45,000.00	-46,607.55	.00	-45,000.00	.0%
31302200 422105	MOB HME TI	-43,114.23	-40,000.00	-40,000.00	-44,161.38	.00	-42,000.00	5.0%
31302200 422106	ST RCD TAX	-54,334.09	-59,000.00	-59,000.00	-41,345.95	.00	-59,000.00	.0%
31302200 422110	AUTO RENTA	-31,313.16	-35,000.00	-35,000.00	-20,635.19	.00	-31,000.00	-11.4%
31302200 422111	PP TAX REL	-1,771,828.11	-1,771,828.00	-1,771,828.00	-1,683,236.71	.00	-1,771,828.00	.0%
31302200 422113	VA COMM TX	-2,315,298.80	-2,325,000.00	-2,325,000.00	-1,506,892.25	.00	-2,258,000.00	-2.9%
TOTAL NON-CATEGORICAL AID ST		-4,261,284.43	-4,275,828.00	-4,275,828.00	-3,342,879.03	.00	-4,206,828.00	-1.6%
31302300 SHARED EXPENSES (CATEGORICAL)								
31302300 423101	COMM ATTY	-574,134.55	-571,864.00	-571,864.00	-396,049.90	.00	-578,497.00	1.2%
31302300 423200	SHER OFF	-4,198,337.65	-4,378,962.00	-4,378,962.00	-2,902,125.87	.00	-4,429,758.00	1.2%
31302300 423300	COR OFF	-172,794.30	-175,967.00	-175,967.00	-117,557.69	.00	-178,008.00	1.2%
31302300 423400	TREAS OFF	-154,061.79	-168,363.00	-168,363.00	-112,446.20	.00	-170,316.00	1.2%
31302300 423600	REGISTRAR	-46,006.75	-46,500.00	-46,500.00	.00	.00	-46,000.00	-1.1%
31302300 423700	CLK CCOURT	-449,776.48	-440,518.00	-440,518.00	-294,477.02	.00	-445,628.00	1.2%
TOTAL SHARED EXPENSES (CATEG		-5,595,111.52	-5,782,174.00	-5,782,174.00	-3,822,656.68	.00	-5,848,207.00	1.1%
31302400 CATEGORICAL AID STATE								
31302400 424160	TRANSP ST	-35,258.00	.00	.00	-601.19	.00	-33,858.00	.0%
31302400 424161	TRANSP ST	.00	-35,258.00	-33,858.00	-25,877.68	.00	.00	-100.0%
31302400 424401	LAW ENF GR	.00	.00	-37,960.00	-4,093.17	.00	-43,444.00	.0%
31302400 424402	EMS GRANTS	-66,500.00	.00	-59,884.00	-106,715.50	.00	.00	.0%
31302400 424407	LITTER CON	-20,920.00	-20,920.00	-20,920.00	-21,151.00	.00	-21,151.00	1.1%
31302400 424412	ST FIRE PR	-194,568.00	.00	-152,346.00	-152,346.00	.00	.00	.0%
31302400 424413	ST EMS 4L	-50,480.56	.00	.00	.00	.00	.00	.0%
31302400 424415	VICTIM WIT	-27,226.32	-27,416.00	-27,416.00	-20,390.94	.00	-27,416.00	.0%
31302400 424416	ST DOG TAG	.00	.00	.00	-773.68	.00	.00	.0%
31302400 424423	TOBACCO	-137,551.50	.00	-2,262,448.50	-135,301.50	.00	.00	.0%
31302400 424999	OTH ST GRA	-7,204.19	.00	-87,066.96	-11,926.24	.00	.00	.0%
31302400 433112	AFORE SHER	-67,147.49	.00	-74,395.00	-27,379.99	.00	.00	.0%
31302400 433116	AFORE ATTY	-29,500.80	.00	.00	-10,769.72	.00	.00	.0%
TOTAL CATEGORICAL AID STATE		-636,356.86	-83,594.00	-2,756,294.46	-517,326.61	.00	-125,869.00	50.6%
31303100 FED PAYMENTS IN LIEU OF TAXES								
31303100 431101	LIEU TAXES	-3,104.00	-3,000.00	-3,000.00	-265.00	.00	-3,000.00	.0%

PROJECTION: 20173 HENRY COUNTY 2017 BUDGET FOR PERIOD 13

ACCOUNTS FOR:

GENERAL FUND	2015 ACTUAL	2016 ORIG BUD	2016 REVISED BUD	2016 ACTUAL	2016 PROJECTION	2017 ADMIN	PCT CHANGE
TOTAL FED PAYMENTS IN LIEU O	-3,104.00	-3,000.00	-3,000.00	-265.00	.00	-3,000.00	.0%
31303300 CATEGORICAL AID FEDERAL							
31303300 433110 E SERV OPR	-26,164.00	-26,164.00	-26,164.00	.00	.00	-26,164.00	.0%
31303300 433112 AFORE SHER	-9,464.34	.00	-56,715.80	-7,259.19	.00	.00	.0%
31303300 433114 LAW ENF GR	-63,797.99	.00	-107,029.93	-59,224.14	.00	.00	.0%
31303300 433115 EMER SER G	-640,715.48	.00	-645,083.12	-487,960.30	.00	.00	.0%
31303300 433116 AFORE ATTY	.00	.00	-16,239.00	.00	.00	.00	.0%
31303300 433120 VW PRO FED	-81,678.96	-82,248.00	-82,248.00	-61,172.84	.00	-98,698.00	20.0%
31303300 433160 TRANSP FED	-30,832.15	.00	-18,894.85	-26,103.08	.00	-45,714.00	.0%
31303300 433161 TRANSP FED	-27,582.34	-49,727.00	-45,714.00	-5,683.58	.00	.00	-100.0%
31303300 433201 1-T GRANTS	-23,723.42	.00	-297,654.08	-23,723.42	.00	.00	.0%
31303300 433772 SPC PR GRT	-25,250.00	.00	.00	-8,500.00	.00	.00	.0%
31303300 433999 OTH FED GR	-50,700.00	.00	-3,500.00	-3,500.00	.00	.00	.0%
TOTAL CATEGORICAL AID FEDERA	-979,908.68	-158,139.00	-1,299,242.78	-683,126.55	.00	-170,576.00	7.9%
31304100 NON-REVENUE RECEIPTS							
31304100 441201 SALE PROP	-46,357.42	-20,000.00	-20,000.00	-22,521.64	.00	-20,000.00	.0%
TOTAL NON-REVENUE RECEIPTS	-46,357.42	-20,000.00	-20,000.00	-22,521.64	.00	-20,000.00	.0%
31304109 RESERVE FUNDS							
31304109 441901 RESERV USE	.00	.00	-9,709,217.41	.00	.00	.00	.0%
TOTAL RESERVE FUNDS	.00	.00	-9,709,217.41	.00	.00	.00	.0%
TOTAL GENERAL FUND	-51,370,663.11	-48,701,248.00	-62,484,960.61	-42,665,926.63	.00	-49,600,300.00	1.8%

PROJECTION: 20173 HENRY COUNTY 2017 BUDGET FOR PERIOD 13

ACCOUNTS FOR:

LAW LIBRARY FUND	2015 ACTUAL	2016 ORIG BUD	2016 REVISED BUD	2016 ACTUAL	2016 PROJECTION	2017 ADMIN	PCT CHANGE
33301600 CHARGES FOR SERVICES							
33301600 416104 LAW LIB FE	-8,901.40	-7,000.00	-7,000.00	-5,736.80	.00	-7,000.00	.0%
TOTAL CHARGES FOR SERVICES	-8,901.40	-7,000.00	-7,000.00	-5,736.80	.00	-7,000.00	.0%
33301900 RECOVERED COST							
33301900 419214 CTY LLIB C	-6,002.70	-6,000.00	-6,000.00	-4,062.40	.00	-6,000.00	.0%
TOTAL RECOVERED COST	-6,002.70	-6,000.00	-6,000.00	-4,062.40	.00	-6,000.00	.0%
33304109 RESERVE FUNDS							
33304109 441901 RESERV USE	.00	-18,500.00	-18,500.00	.00	.00	-18,500.00	.0%
TOTAL RESERVE FUNDS	.00	-18,500.00	-18,500.00	.00	.00	-18,500.00	.0%
TOTAL LAW LIBRARY FUND	-14,904.10	-31,500.00	-31,500.00	-9,799.20	.00	-31,500.00	.0%

PROJECTION: 20173 HENRY COUNTY 2017 BUDGET FOR PERIOD 13

ACCOUNTS FOR:

CENTRAL DISPATCH FUND	2015 ACTUAL	2016 ORIG BUD	2016 REVISED BUD	2016 ACTUAL	2016 PROJECTION	2017 ADMIN	PCT CHANGE
36301900 RECOVERED COST							
36301900 419215 CTY DISP C	-345,116.50	-438,992.00	-445,466.30	-363,737.20	.00	-460,383.00	4.9%
36301900 419299 MISC REFUN	-158.94	.00	.00	-1,360.94	.00	.00	.0%
TOTAL RECOVERED COST	-345,275.44	-438,992.00	-445,466.30	-365,098.14	.00	-460,383.00	4.9%
36302300 SHARED EXPENSES (CATEGORICAL)							
36302300 423201 SHER DISP	-197,224.68	-192,952.00	-192,952.00	-105,180.92	.00	-195,280.00	1.2%
TOTAL SHARED EXPENSES (CATEG	-197,224.68	-192,952.00	-192,952.00	-105,180.92	.00	-195,280.00	1.2%
36302400 CATEGORICAL AID STATE							
36302400 424418 VA E911	-150,112.06	-130,000.00	-130,000.00	-95,716.26	.00	-142,000.00	9.2%
36302400 424999 OTH ST GRA	-1,756.53	-152,000.00	-159,600.00	-158,300.00	.00	-126,519.00	-16.8%
TOTAL CATEGORICAL AID STATE	-151,868.59	-282,000.00	-289,600.00	-254,016.26	.00	-268,519.00	-4.8%
36304105 FUND TRANSFERS							
36304105 441531 TRANSF GF	-690,331.10	-931,705.00	-946,811.70	-621,136.64	.00	-832,954.00	-10.6%
TOTAL FUND TRANSFERS	-690,331.10	-931,705.00	-946,811.70	-621,136.64	.00	-832,954.00	-10.6%
TOTAL CENTRAL DISPATCH FUND	-1,384,699.81	-1,845,649.00	-1,874,830.00	-1,345,431.96	.00	-1,757,136.00	-4.8%

PROJECTION: 20173 HENRY COUNTY 2017 BUDGET FOR PERIOD 13

ACCOUNTS FOR:

HCO/MTSV INDUSTRIAL SITE PROJ	2015 ACTUAL	2016 ORIG BUD	2016 REVISED BUD	2016 ACTUAL	2016 PROJECTION	2017 ADMIN	PCT CHANGE
37301900 RECOVERED COST							
37301900 419220 CTY SHR C	-12,038.61	.00	-1,654,293.41	-1,666,700.00	.00	.00	.0%
37301900 419221 HARVEST FO	-2,415,247.08	.00	-2,584,752.92	-2,000,000.00	.00	.00	.0%
TOTAL RECOVERED COST	-2,427,285.69	.00	-4,239,046.33	-3,666,700.00	.00	.00	.0%
37302400 CATEGORICAL AID STATE							
37302400 424423 TOBACCO	-7,759,678.19	.00	-3,152,185.93	-2,332,989.08	.00	.00	.0%
TOTAL CATEGORICAL AID STATE	-7,759,678.19	.00	-3,152,185.93	-2,332,989.08	.00	.00	.0%
37304105 FUND TRANSFERS							
37304105 441531 TRANSF GF	-24,076.48	.00	-3,308,487.59	.00	.00	.00	.0%
TOTAL FUND TRANSFERS	-24,076.48	.00	-3,308,487.59	.00	.00	.00	.0%
TOTAL HCO/MTSV INDUSTRIAL SI	-10,211,040.36	.00	-10,699,719.85	-5,999,689.08	.00	.00	.0%

PROJECTION: 20173 HENRY COUNTY 2017 BUDGET FOR PERIOD 13

ACCOUNTS FOR:

SPECIAL CONSTRUCTION GRANTS	2015 ACTUAL	2016 ORIG BUD	2016 REVISED BUD	2016 ACTUAL	2016 PROJECTION	2017 ADMIN	PCT CHANGE
39301900 RECOVERED COST							
39301900 411603 CO GB PEN	-69.53	.00	.00	-37.40	.00	.00	.0%
39301900 419221 HARVEST FO	-5,000.00	.00	-780,000.00	-303,282.00	.00	.00	.0%
39301900 419224 EDC E DEV	-4,995.00	.00	-204,205.00	-200,000.00	.00	.00	.0%
39301900 419270 IN-KOFSET	.00	.00	-43,575.21	.00	.00	.00	.0%
39301900 419292 SL CIT SHR	-2,568.60	.00	-8,000.00	-643.39	.00	.00	.0%
39301900 419294 FDAL CIT S	-4,227.26	.00	.00	-2,998.00	.00	.00	.0%
39301900 419299 MISC REFUN	-21,800.00	.00	-100,000.00	.00	.00	.00	.0%
TOTAL RECOVERED COST	-38,660.39	.00	-1,135,780.21	-506,960.79	.00	.00	.0%
39302400 CATEGORICAL AID STATE							
39302400 424999 OTH ST GRA	.00	.00	-228,000.00	.00	.00	.00	.0%
TOTAL CATEGORICAL AID STATE	.00	.00	-228,000.00	.00	.00	.00	.0%
39303300 CATEGORICAL AID FEDERAL							
39303300 433999 OTH FED GR	-356,312.80	.00	-2,360,147.80	-228,009.95	.00	.00	.0%
TOTAL CATEGORICAL AID FEDERA	-356,312.80	.00	-2,360,147.80	-228,009.95	.00	.00	.0%
39304105 FUND TRANSFERS							
39304105 441531 TRANSF GF	-1,157.50	.00	-78,221.22	.00	.00	.00	.0%
TOTAL FUND TRANSFERS	-1,157.50	.00	-78,221.22	.00	.00	.00	.0%
39304109 RESERVE FUNDS							
39304109 441901 RESERV USE	.00	.00	-18,872.82	.00	.00	.00	.0%
TOTAL RESERVE FUNDS	.00	.00	-18,872.82	.00	.00	.00	.0%
TOTAL SPECIAL CONSTRUCTION G	-396,130.69	.00	-3,821,022.05	-734,970.74	.00	.00	.0%

PROJECTION: 20173 HENRY COUNTY 2017 BUDGET FOR PERIOD 13

ACCOUNTS FOR:

GATEWAY STREETSCAPE FOUND	2015 ACTUAL	2016 ORIG BUD	2016 REVISED BUD	2016 ACTUAL	2016 PROJECTION	2017 ADMIN	PCT CHANGE
43301500 REVENUE FROM USE OF PROPERTY							
43301500 415101 BANK INT	-62.62	-50.00	-50.00	-71.82	.00	-67.00	34.0%
TOTAL REVENUE FROM USE OF PR	-62.62	-50.00	-50.00	-71.82	.00	-67.00	34.0%
43301900 RECOVERED COST							
43301900 418903 DONATIONS	-5,150.00	-5,000.00	-5,000.00	-3,060.00	.00	-2,000.00	-60.0%
43301900 418915 SAL RECYCL	-64.00	-50.00	-50.00	.00	.00	.00	-100.0%
43301900 418925 LOC GRTS	-22,720.00	-22,720.00	-22,720.00	-22,951.00	.00	-22,951.00	1.0%
43301900 419207 INS RECOVR	.00	.00	.00	-6,250.00	.00	.00	.0%
43301900 419225 HENRY CO	-19,127.00	-19,127.00	-19,127.00	-19,992.00	.00	-19,992.00	4.5%
43301900 419226 CITY MART	-19,090.00	-19,090.00	-19,090.00	-19,090.00	.00	-19,090.00	.0%
43301900 419240 MEMBERSH	-25.00	.00	.00	.00	.00	.00	.0%
43301900 419299 MISC REFUN	-901.88	.00	.00	-79.52	.00	.00	.0%
TOTAL RECOVERED COST	-67,077.88	-65,987.00	-65,987.00	-71,422.52	.00	-64,033.00	-3.0%
43303300 CATEGORICAL AID FEDERAL							
43303300 433999 OTH FED GR	-15,000.00	-10,000.00	-10,000.00	-13,165.16	.00	.00	-100.0%
TOTAL CATEGORICAL AID FEDERA	-15,000.00	-10,000.00	-10,000.00	-13,165.16	.00	.00	-100.0%
43304109 RESERVE FUNDS							
43304109 441901 RESERV USE	.00	-16,859.00	-16,859.00	.00	.00	.00	-100.0%
TOTAL RESERVE FUNDS	.00	-16,859.00	-16,859.00	.00	.00	.00	-100.0%
TOTAL GATEWAY STREETSCAPE FO	-82,140.50	-92,896.00	-92,896.00	-84,659.50	.00	-64,100.00	-31.0%

PROJECTION: 20173 HENRY COUNTY 2017 BUDGET FOR PERIOD 13

ACCOUNTS FOR:

INDUSTRIAL DEVELOPMENT AUTH	2015 ACTUAL	2016 ORIG BUD	2016 REVISED BUD	2016 ACTUAL	2016 PROJECTION	2017 ADMIN	PCT CHANGE
45301500 REVENUE FROM USE OF PROPERTY							
45301500 415101 BANK INT	-93.62	.00	.00	-274.07	.00	-400.00	.0%
45301500 415105 LOAN INT	-70,657.98	.00	.00	-36,368.20	.00	.00	.0%
45301500 415201 RENT PROP	-711,004.88	.00	.00	.00	.00	.00	.0%
TOTAL REVENUE FROM USE OF PR	-781,756.48	.00	.00	-36,642.27	.00	-400.00	.0%
45301800 MISCELLANEOUS REVENUE							
45301800 418907 SALE R/E	-50,000.00	.00	.00	.00	.00	.00	.0%
TOTAL MISCELLANEOUS REVENUE	-50,000.00	.00	.00	.00	.00	.00	.0%
45301900 RECOVERED COST							
45301900 419220 CTY SHR C	.00	-25,350.00	-25,350.00	.00	.00	-25,600.00	1.0%
45301900 419224 EDC E DEV	-272,099.13	-200,000.00	-200,000.00	-201,298.51	.00	-200,000.00	.0%
45301900 419299 MISC REFUN	-257,500.00	.00	.00	.00	.00	.00	.0%
TOTAL RECOVERED COST	-529,599.13	-225,350.00	-225,350.00	-201,298.51	.00	-225,600.00	.1%
45302400 CATEGORICAL AID STATE							
45302400 424417 GOV OPP FD	-550,000.00	.00	.00	-200,000.00	.00	.00	.0%
45302400 424423 TOBACCO	-2,085,000.00	.00	.00	.00	.00	.00	.0%
45302400 424999 OTH ST GRA	-52,650.00	.00	-597,350.00	52,650.00	.00	.00	.0%
TOTAL CATEGORICAL AID STATE	-2,687,650.00	.00	-597,350.00	-147,350.00	.00	.00	.0%
45304105 FUND TRANSFERS							
45304105 441531 TRANSF GF	-995,970.61	-1,430,091.00	-1,730,625.96	-634,571.63	.00	-1,558,020.00	8.9%
TOTAL FUND TRANSFERS	-995,970.61	-1,430,091.00	-1,730,625.96	-634,571.63	.00	-1,558,020.00	8.9%
TOTAL INDUSTRIAL DEVELOPMENT	-5,044,976.22	-1,655,441.00	-2,553,325.96	-1,019,862.41	.00	-1,784,020.00	7.8%

PROJECTION: 20173 HENRY COUNTY 2017 BUDGET FOR PERIOD 13

ACCOUNTS FOR:

CHILDRENS SERVICES ACT FUND	2015 ACTUAL	2016 ORIG BUD	2016 REVISED BUD	2016 ACTUAL	2016 PROJECTION	2017 ADMIN	PCT CHANGE
46301900 RECOVERED COST							
46301900 419222 CT-PAT CSA	-51,368.95	-42,251.00	-42,251.00	-42,251.00	.00	-42,621.00	.9%
TOTAL RECOVERED COST	-51,368.95	-42,251.00	-42,251.00	-42,251.00	.00	-42,621.00	.9%
46302400 CATEGORICAL AID STATE							
46302400 424106 PUB A CSA	-550,757.48	-643,277.00	-643,277.00	-140,339.61	.00	-643,277.00	.0%
46302400 424107 CSA ADM EX	-9,018.00	-9,018.00	-9,018.00	-9,018.00	.00	-9,018.00	.0%
TOTAL CATEGORICAL AID STATE	-559,775.48	-652,295.00	-652,295.00	-149,357.61	.00	-652,295.00	.0%
46304105 FUND TRANSFERS							
46304105 441531 TRANSF GF	-278,435.12	-364,311.00	-364,311.00	-242,874.00	.00	-364,529.00	.1%
TOTAL FUND TRANSFERS	-278,435.12	-364,311.00	-364,311.00	-242,874.00	.00	-364,529.00	.1%
TOTAL CHILDRENS SERVICES ACT	-889,579.55	-1,058,857.00	-1,058,857.00	-434,482.61	.00	-1,059,445.00	.1%

PROJECTION: 20173 HENRY COUNTY 2017 BUDGET FOR PERIOD 13

ACCOUNTS FOR:

FIELDALE SANITARY DISTRICT	2015 ACTUAL	2016 ORIG BUD	2016 REVISED BUD	2016 ACTUAL	2016 PROJECTION	2017 ADMIN	PCT CHANGE
50301500 REVENUE FROM USE OF PROPERTY							
50301500 415101 BANK INT	-834.98	-750.00	-750.00	-786.33	.00	-750.00	.0%
TOTAL REVENUE FROM USE OF PR	-834.98	-750.00	-750.00	-786.33	.00	-750.00	.0%
50304109 RESERVE FUNDS							
50304109 441901 RESERV USE	.00	-19,750.00	-19,750.00	.00	.00	-19,750.00	.0%
TOTAL RESERVE FUNDS	.00	-19,750.00	-19,750.00	.00	.00	-19,750.00	.0%
TOTAL FIELDALE SANITARY DIST	-834.98	-20,500.00	-20,500.00	-786.33	.00	-20,500.00	.0%

PROJECTION: 20173 HENRY COUNTY 2017 BUDGET FOR PERIOD 13

ACCOUNTS FOR:

PHILPOTT MARINA FUND	2015 ACTUAL	2016 ORIG BUD	2016 REVISED BUD	2016 ACTUAL	2016 PROJECTION	2017 ADMIN	PCT CHANGE
51301500 REVENUE FROM USE OF PROPERTY							
51301500 415220 SLIP RENTS	-50,933.37	-50,400.00	-50,400.00	-70,106.80	.00	-50,400.00	.0%
51301500 415223 CAMP RENTS	-12,200.00	-12,000.00	-12,000.00	-13,950.00	.00	-12,000.00	.0%
TOTAL REVENUE FROM USE OF PR	-63,133.37	-62,400.00	-62,400.00	-84,056.80	.00	-62,400.00	.0%
51301800 MISCELLANEOUS REVENUE							
51301800 419280 FUEL SALES	-49,166.74	-65,000.00	-65,000.00	-28,335.93	.00	-65,000.00	.0%
51301800 419283 STORE SALE	-29,372.62	-28,500.00	-28,500.00	-18,396.41	.00	-28,500.00	.0%
TOTAL MISCELLANEOUS REVENUE	-78,539.36	-93,500.00	-93,500.00	-46,732.34	.00	-93,500.00	.0%
51303300 CATEGORICAL AID FEDERAL							
51303300 433999 OTH FED GR	-2,250.00	.00	-2,000.00	-23,784.00	.00	.00	.0%
TOTAL CATEGORICAL AID FEDERA	-2,250.00	.00	-2,000.00	-23,784.00	.00	.00	.0%
51304105 FUND TRANSFERS							
51304105 441531 TRANSF GF	-80,719.06	.00	.00	.00	.00	.00	.0%
TOTAL FUND TRANSFERS	-80,719.06	.00	.00	.00	.00	.00	.0%
TOTAL PHILPOTT MARINA FUND	-224,641.79	-155,900.00	-157,900.00	-154,573.14	.00	-155,900.00	.0%

PROJECTION: 20173 HENRY COUNTY 2017 BUDGET FOR PERIOD 13

ACCOUNTS FOR:

SELF-INSURANCE FUND	2015 ACTUAL	2016 ORIG BUD	2016 REVISED BUD	2016 ACTUAL	2016 PROJECTION	2017 ADMIN	PCT CHANGE
58301500 REVENUE FROM USE OF PROPERTY							
58301500 415101 BANK INT	-6,969.42	-6,400.00	-6,400.00	-7,909.51	.00	-10,000.00	56.3%
TOTAL REVENUE FROM USE OF PR	-6,969.42	-6,400.00	-6,400.00	-7,909.51	.00	-10,000.00	56.3%
58301600 CHARGES FOR SERVICES							
58301600 416900 INS COUNTY	-2,424,358.01	-2,465,813.00	-2,465,813.00	-1,831,707.10	.00	-2,452,649.00	-.5%
58301600 416910 INS SCHOOL	-7,815,118.61	-7,916,189.00	-7,916,189.00	-5,810,226.09	.00	-7,835,879.00	-1.0%
58301600 416920 INS SOCSER	-647,096.30	-646,800.00	-646,800.00	-487,572.50	.00	-631,961.00	-2.3%
58301600 416930 INS PSA	-442,490.26	-441,736.00	-441,736.00	-326,171.89	.00	-434,316.00	-1.7%
58301600 416940 INS SAAA	-131,739.04	-134,880.00	-134,880.00	-105,104.20	.00	.00	-100.0%
TOTAL CHARGES FOR SERVICES	-11,460,802.22	-11,605,418.00	-11,605,418.00	-8,560,781.78	.00	-11,354,805.00	-2.2%
TOTAL SELF-INSURANCE FUND	-11,467,771.64	-11,611,818.00	-11,611,818.00	-8,568,691.29	.00	-11,364,805.00	-2.1%
GRAND TOTAL	-81,087,382.75	-65,173,809.00	-94,407,329.47	-61,018,872.89	.00	-65,837,706.00	1.0%

** END OF REPORT - Generated by Darrell Jones **

PROJECTION: 20174 HENRY-MARTINSVILLE SOCIAL SERVICES 2017 BUDGET FOR PERIOD 13

ACCOUNTS FOR:

HENRY-MTSV SOCIAL SERVICES	2015 ACTUAL	2016 ORIG BUD	2016 REVISED BUD	2016 ACTUAL	2016 PROJECTION	2017 ADMIN	PCT CHANGE
65401900 RECOVERED COSTS							
65401900 419216 CTY SOCSER	-291,900.88	-322,193.00	-322,193.00	-297,654.92	.00	-331,812.00	3.0%
65401900 419299 MISC REFUN	-28,089.42	.00	.00	-12,353.07	.00	.00	.0%
TOTAL RECOVERED COSTS	-319,990.30	-322,193.00	-322,193.00	-310,007.99	.00	-331,812.00	3.0%
65402400 CATEGORICAL AID STATE							
65402400 424102 PUB A ADMN	-1,915,971.03	-2,528,430.00	-2,528,430.00	-1,296,538.27	.00	-2,620,515.00	3.6%
TOTAL CATEGORICAL AID STATE	-1,915,971.03	-2,528,430.00	-2,528,430.00	-1,296,538.27	.00	-2,620,515.00	3.6%
65403300 CATEGORICAL AID FEDERAL							
65403300 433507 PUB AS ADM	-3,411,258.29	-3,097,526.00	-3,097,526.00	-2,247,372.76	.00	-3,237,232.00	4.5%
TOTAL CATEGORICAL AID FEDERA	-3,411,258.29	-3,097,526.00	-3,097,526.00	-2,247,372.76	.00	-3,237,232.00	4.5%
65404105 FUND TRANSFERS							
65404105 441531 TRANSF GF	-527,914.80	-604,966.00	-604,966.00	-403,310.64	.00	-611,699.00	1.1%
TOTAL FUND TRANSFERS	-527,914.80	-604,966.00	-604,966.00	-403,310.64	.00	-611,699.00	1.1%
TOTAL HENRY-MTSV SOCIAL SERV	-6,175,134.42	-6,553,115.00	-6,553,115.00	-4,257,229.66	.00	-6,801,258.00	3.8%
GRAND TOTAL	-6,175,134.42	-6,553,115.00	-6,553,115.00	-4,257,229.66	.00	-6,801,258.00	3.8%

** END OF REPORT - Generated by Darrell Jones **

HENRY COUNTY, VIRGINIA
SUMMARY OF SCHOOL, TEXTBOOK, AND CAFETERIA BUDGETS
PROPOSED FOR FISCAL YEAR 2016 - 2017

ACCOUNT NAME	2016 ORIG BUD	2017 ADMIN	INCREASE (DECREASE)	PCT CHANGE

SEE SEPARATE SCHOOL BOARD BUDGET DOCUMENT DATED MARCH 17, 2016

SCHOOL FUND	73,611,051.00	77,794,608.00	4,183,557.00	5.7%

School Board budgeted local funds same as General Fund budgeted contribution in the amount of $17,603,313
(The General Fund Contribution increased $650,418 from FY 2016. School Recordation Tax Transfer is unchanged from FY 2016)

SCHOOL TEXTBOOK FUND	686,768.00	1,057,768.00	371,000.00	54.0%

School Textbook budget adjusted to total expenditures projected for FY 2017 of $1,057,768
School Textbook budgeted revenue, excluding reserves, projected for FY 2017 is $591,016
(Which is amount to be transferred from the School fund, shown in their budget document)

SCHOOL CAFETERIA FUND	4,321,838.00	4,467,088.00	145,250.00	3.4%



FY 2017 Operating Budget
Expenditures – General Fund



FY 2017 Operating Budget
Expenditures – General Fund

General Government Administration

PROJECTION: 20173 HENRY COUNTY 2017 BUDGET FOR PERIOD 13

ACCOUNTS FOR:

GENERAL FUND			2015 ACTUAL	2016 ORIG BUD	2016 REVISED BUD	2016 ACTUAL	2016 PROJECTION	2017 ADMIN	PCT CHANGE
11	GENERAL GOVERNMENT ADMIN								
31311010	BOARD OF SUPERVISORS								
31311010	511110	BOARD MEMB	49,540.56	49,541.00	49,541.00	33,027.04	.00	49,541.00	.0%
31311010	521000	EMPLR FICA	3,025.80	3,076.00	3,076.00	2,017.20	.00	3,076.00	.0%
31311010	521100	EMPLR MEDI	707.76	721.00	721.00	471.84	.00	721.00	.0%
31311010	523000	HOSP/MED	14,838.24	14,840.00	14,840.00	8,037.38	.00	7,420.00	-50.0%
31311010	527000	WORKR COMP	36.14	49.00	49.00	28.08	.00	49.00	.0%
31311010	531500	PROF LEGAL	350.00	7,500.00	7,500.00	1,650.00	.00	6,500.00	-13.3%
31311010	531600	PROF OTHER	8,999.35	20,000.00	47,000.00	26,677.40	.00	17,000.00	-15.0%
31311010	535000	PRINT/BIND	110.00	350.00	350.00	167.00	.00	350.00	.0%
31311010	536000	ADVERTISIN	3,711.24	6,000.00	6,000.00	2,935.64	.00	5,000.00	-16.7%
31311010	552200	MESSENGER	37.47	100.00	100.00	.00	.00	100.00	.0%
31311010	553060	SURETY BON	9.88	18.00	18.00	9.76	.00	12.00	-33.3%
31311010	553070	PUBLIC OFF	54.69	73.00	73.00	46.08	.00	67.00	-8.2%
31311010	553080	GEN LIAB I	40.08	48.00	48.00	29.60	.00	48.00	.0%
31311010	555000	TRAVEL EXP	2,131.59	6,000.00	6,000.00	3,602.33	.00	6,000.00	.0%
31311010	558100	DUES & ASS	15,931.00	17,000.00	17,000.00	15,870.00	.00	17,000.00	.0%
31311010	558480	RECOGNITIO	428.20	1,000.00	1,000.00	631.50	.00	1,000.00	.0%
31311010	558530	RECORD FEE	.00	200.00	200.00	.00	.00	200.00	.0%
31311010	560140	OTHER OPER	193.04	200.00	200.00	381.46	.00	200.00	.0%
31311010	580070	ADP EQUIP	4,291.00	.00	.00	.00	.00	.00	.0%
	TOTAL BOARD OF SUPERVISORS		104,436.04	126,716.00	153,716.00	95,582.31	.00	114,284.00	-9.8%
31312110	COUNTY ADMINISTRATOR								
31312110	511000	SALARY REG	300,373.36	309,806.00	309,806.00	220,556.44	.00	316,002.00	2.0%
31312110	512000	SAL O-TIME	540.14	500.00	500.00	476.41	.00	750.00	50.0%
31312110	521000	EMPLR FICA	17,380.43	18,336.00	18,336.00	12,344.07	.00	18,565.00	1.2%
31312110	521100	EMPLR MEDI	4,363.85	4,708.00	4,708.00	3,232.54	.00	4,832.00	2.6%
31312110	522100	RET VRS	44,670.96	40,358.00	40,358.00	28,727.56	.00	33,807.00	-16.2%
31312110	523000	HOSP/MED	29,676.48	29,680.00	29,680.00	19,784.32	.00	29,680.00	.0%
31312110	524100	GLIFE VRS	3,631.20	3,801.00	3,801.00	2,704.50	.00	4,293.00	12.9%
31312110	525000	DISAB INS	436.80	440.00	440.00	291.20	.00	440.00	.0%
31312110	526000	UNEMPY INS	492.80	568.00	568.00	151.42	.00	496.00	-12.7%
31312110	527000	WORKR COMP	232.78	308.00	308.00	203.25	.00	311.00	1.0%
31312110	528110	CAR ALLOWA	14,256.00	14,256.00	14,256.00	11,230.95	.00	16,348.00	14.7%
31312110	533110	R/M EQUIP	.00	250.00	250.00	.00	.00	250.00	.0%
31312110	535000	PRINT/BIND	.00	300.00	300.00	.00	.00	300.00	.0%
31312110	544000	PRINT SHOP	2,172.00	2,172.00	2,172.00	1,448.00	.00	2,172.00	.0%
31312110	552100	POSTAL SER	807.02	850.00	850.00	517.43	.00	850.00	.0%
31312110	552200	MESSENGER	.00	200.00	200.00	151.76	.00	200.00	.0%

PROJECTION: 20173 HENRY COUNTY 2017 BUDGET FOR PERIOD 13

ACCOUNTS FOR:

GENERAL FUND		2015 ACTUAL	2016 ORIG BUD	2016 REVISED BUD	2016 ACTUAL	2016 PROJECTION	2017 ADMIN	PCT CHANGE
31312110 552300	TELECOMMUN	1,128.57	1,400.00	1,400.00	751.70	.00	1,400.00	.0%
31312110 552310	MOBILE TEL	1,858.95	1,800.00	1,800.00	1,442.10	.00	1,800.00	.0%
31312110 553060	SURETY BON	65.06	99.00	99.00	69.93	.00	69.00	-30.3%
31312110 553070	PUBLIC OFF	371.69	456.00	456.00	326.53	.00	434.00	-4.8%
31312110 553080	GEN LIAB I	271.01	294.00	294.00	210.04	.00	301.00	2.4%
31312110 555000	TRAVEL EXP	5,961.68	4,000.00	4,000.00	4,578.08	.00	4,000.00	.0%
31312110 558100	DUES & ASS	2,380.69	2,500.00	2,500.00	2,445.20	.00	2,600.00	4.0%
31312110 558330	PSA R POSI	-98,439.96	-100,156.00	-100,156.00	-66,770.64	.00	-101,454.00	1.3%
31312110 560010	OFFICE SUP	2,375.76	3,000.00	3,000.00	1,177.27	.00	3,000.00	.0%
31312110 560120	BOOKS/SUBS	297.95	1,000.00	1,000.00	165.95	.00	1,000.00	.0%
31312110 560140	OTHER OPER	6.75	.00	.00	.00	.00	.00	.0%
31312110 580020	FURN/FIXTU	353.05	250.00	250.00	689.50	.00	250.00	.0%
31312110 580070	ADP EQUIP	103.49	250.00	250.00	46.98	.00	250.00	.0%
TOTAL COUNTY ADMINISTRATOR		335,768.51	341,426.00	341,426.00	246,952.49	.00	342,946.00	.4%
31312240 INDEPENDENT AUDITOR								
31312240 531200	PROF AUDIT	36,799.00	57,500.00	57,500.00	43,182.00	.00	57,500.00	.0%
TOTAL INDEPENDENT AUDITOR		36,799.00	57,500.00	57,500.00	43,182.00	.00	57,500.00	.0%
31312250 HUMAN RESOURCES / TRAINING								
31312250 511000	SALARY REG	67,237.86	70,792.00	70,792.00	50,144.05	.00	72,208.00	2.0%
31312250 521000	EMPLR FICA	4,152.93	4,390.00	4,390.00	3,109.30	.00	4,477.00	2.0%
31312250 521100	EMPLR MEDI	971.19	1,027.00	1,027.00	727.26	.00	1,048.00	2.0%
31312250 522100	RET VRS	9,722.16	8,949.00	8,949.00	6,338.28	.00	7,453.00	-16.7%
31312250 523000	HOSP/MED	7,419.12	7,420.00	7,420.00	4,946.08	.00	7,420.00	.0%
31312250 524100	GLIFE VRS	790.32	843.00	843.00	596.70	.00	946.00	12.2%
31312250 525000	DISAB INS	109.20	110.00	110.00	72.80	.00	110.00	.0%
31312250 526000	UNEMPY INS	123.20	142.00	142.00	40.00	.00	124.00	-12.7%
31312250 527000	WORKR COMP	49.03	67.00	67.00	42.84	.00	68.00	1.5%
31312250 531100	PROF HEALT	1,432.44	1,200.00	1,200.00	393.11	.00	1,200.00	.0%
31312250 531600	PROF OTHER	60.00	420.00	420.00	80.00	.00	420.00	.0%
31312250 531710	EMPL ASSIS	2,478.75	3,230.00	3,230.00	2,952.00	.00	3,230.00	.0%
31312250 533110	R/M EQUIP	.00	.00	.00	125.00	.00	100.00	.0%
31312250 535000	PRINT/BIND	.00	150.00	150.00	.00	.00	150.00	.0%
31312250 536000	ADVERTISIN	2,663.66	3,500.00	3,500.00	388.00	.00	3,500.00	.0%
31312250 544000	PRINT SHOP	648.00	648.00	648.00	432.00	.00	648.00	.0%
31312250 552100	POSTAL SER	51.30	150.00	150.00	.00	.00	150.00	.0%
31312250 552200	MESSENGER	.00	100.00	100.00	.00	.00	100.00	.0%
31312250 552300	TELECOMMUN	299.09	400.00	400.00	193.80	.00	400.00	.0%
31312250 552310	MOBILE TEL	821.22	720.00	720.00	613.78	.00	850.00	18.1%
31312250 553060	SURETY BON	13.61	22.00	22.00	15.13	.00	15.00	-31.8%
31312250 553070	PUBLIC OFF	77.96	100.00	100.00	70.89	.00	94.00	-6.0%

PROJECTION: 20173 HENRY COUNTY 2017 BUDGET FOR PERIOD 13

ACCOUNTS FOR:

GENERAL FUND		2015 ACTUAL	2016 ORIG BUD	2016 REVISED BUD	2016 ACTUAL	2016 PROJECTION	2017 ADMIN	PCT CHANGE
31312250 553080	GEN LIAB I	57.07	64.00	64.00	45.56	.00	65.00	1.6%
31312250 555000	TRAVEL EXP	1,098.51	1,200.00	1,200.00	.00	.00	1,000.00	-16.7%
31312250 555400	TRAV CONVE	325.00	500.00	500.00	206.60	.00	870.00	74.0%
31312250 558100	DUES & ASS	280.00	350.00	350.00	190.00	.00	350.00	.0%
31312250 558330	PSA R POSI	-47,940.00	-49,710.00	-49,710.00	-33,140.00	.00	-49,961.00	.5%
31312250 558480	RECOGNITIO	1,257.18	2,073.00	2,073.00	.00	.00	2,672.00	28.9%
31312250 560010	OFFICE SUP	279.29	500.00	500.00	304.63	.00	500.00	.0%
31312250 560120	BOOKS/SUBS	.00	675.00	675.00	.00	.00	675.00	.0%
31312250 580020	FURN/FIXTU	.00	100.00	100.00	.00	.00	100.00	.0%
31312250 580070	ADP EQUIP	.00	150.00	150.00	.00	.00	150.00	.0%
TOTAL HUMAN RESOURCES / TRAI		54,478.09	60,282.00	60,282.00	38,887.81	.00	61,132.00	1.4%
31312260 COUNTY ATTORNEY								
31312260 511000	SALARY REG	132,341.93	123,307.00	123,307.00	79,439.32	.00	124,924.00	1.3%
31312260 521000	EMPLR FICA	7,362.15	7,347.00	7,347.00	5,402.45	.00	7,347.00	.0%
31312260 521100	EMPLR MEDI	1,726.11	1,806.00	1,806.00	1,507.08	.00	1,829.00	1.3%
31312260 522100	RET VRS	15,536.16	13,952.00	13,952.00	9,881.42	.00	11,618.00	-16.7%
31312260 523000	HOSP/MED	7,419.12	7,420.00	7,420.00	4,946.08	.00	7,420.00	.0%
31312260 524100	GLIFE VRS	1,262.88	1,314.00	1,314.00	930.24	.00	1,475.00	12.3%
31312260 525000	DISAB INS	109.20	110.00	110.00	72.80	.00	110.00	.0%
31312260 526000	UNEMPY INS	123.20	142.00	142.00	40.00	.00	124.00	-12.7%
31312260 527000	WORKR COMP	86.76	106.00	106.00	88.26	.00	118.00	11.3%
31312260 528110	CAR ALLOWA	1,200.00	1,200.00	1,200.00	850.00	.00	1,200.00	.0%
31312260 531500	PROF LEGAL	1,416.41	2,200.00	2,200.00	1,419.86	.00	2,200.00	.0%
31312260 533110	R/M EQUIP	.00	100.00	100.00	.00	.00	100.00	.0%
31312260 535000	PRINT/BIND	96.00	250.00	250.00	.00	.00	250.00	.0%
31312260 552100	POSTAL SER	195.00	350.00	350.00	196.00	.00	350.00	.0%
31312260 552200	MESSENGER	.00	100.00	100.00	.00	.00	100.00	.0%
31312260 552300	TELECOMMUN	165.42	200.00	200.00	109.45	.00	200.00	.0%
31312260 552310	MOBILE TEL	801.95	1,000.00	1,000.00	501.77	.00	1,000.00	.0%
31312260 553060	SURETY BON	24.78	38.00	38.00	31.33	.00	26.00	-31.6%
31312260 553070	PUBLIC OFF	139.61	175.00	175.00	146.18	.00	164.00	-6.3%
31312260 553080	GEN LIAB I	101.08	113.00	113.00	93.98	.00	114.00	.9%
31312260 555000	TRAVEL EXP	3,177.86	1,400.00	1,400.00	1,260.16	.00	1,400.00	.0%
31312260 558100	DUES & ASS	800.00	900.00	900.00	795.00	.00	900.00	.0%
31312260 560010	OFFICE SUP	24.66	400.00	400.00	44.82	.00	400.00	.0%
31312260 560120	BOOKS/SUBS	1,643.51	1,700.00	1,700.00	1,073.93	.00	1,700.00	.0%
31312260 560140	OTHER OPER	.00	300.00	300.00	.00	.00	200.00	-33.3%
31312260 580020	FURN/FIXTU	411.94	250.00	250.00	149.99	.00	250.00	.0%
TOTAL COUNTY ATTORNEY		176,165.73	166,180.00	166,180.00	108,980.12	.00	165,519.00	-.4%
31312310 COMMISSIONER OF REVENUE								
31312310 511000	SALARY REG	365,232.23	367,950.00	367,950.00	262,740.52	.00	375,310.00	2.0%

PROJECTION: 20173 HENRY COUNTY 2017 BUDGET FOR PERIOD 13

ACCOUNTS FOR:

GENERAL FUND		2015 ACTUAL	2016 ORIG BUD	2016 REVISED BUD	2016 ACTUAL	2016 PROJECTION	2017 ADMIN	PCT CHANGE
31312310 521000	EMPLR FICA	22,492.25	22,816.00	22,816.00	16,214.13	.00	23,272.00	2.0%
31312310 521100	EMPLR MEDI	5,260.25	5,339.00	5,339.00	3,791.94	.00	5,447.00	2.0%
31312310 522100	RET VRS	51,336.44	46,315.00	46,315.00	32,803.88	.00	38,502.00	-16.9%
31312310 523000	HOSP/MED	56,879.92	66,780.00	66,780.00	39,568.64	.00	66,780.00	.0%
31312310 524100	GLIFE VRS	4,188.14	4,383.00	4,383.00	3,101.14	.00	4,921.00	12.3%
31312310 525000	DISAB INS	925.00	991.00	991.00	694.39	.00	1,257.00	26.8%
31312310 526000	UNEMPY INS	1,001.08	1,136.00	1,136.00	378.79	.00	992.00	-12.7%
31312310 527000	WORKR COMP	1,696.51	2,251.00	2,251.00	1,488.01	.00	2,321.00	3.1%
31312310 533110	R/M EQUIP	44.99	300.00	300.00	.00	.00	300.00	.0%
31312310 533200	M/SC	920.86	1,100.00	1,100.00	864.00	.00	1,100.00	.0%
31312310 535000	PRINT/BIND	1,236.26	1,050.00	1,050.00	788.17	.00	1,050.00	.0%
31312310 536000	ADVERTISIN	341.01	400.00	400.00	130.60	.00	400.00	.0%
31312310 539210	CONTR DP S	9,157.74	11,575.00	11,575.00	10,713.56	.00	11,675.00	.9%
31312310 544000	PRINT SHOP	132.00	132.00	132.00	88.00	.00	132.00	.0%
31312310 552100	POSTAL SER	10,299.76	10,500.00	10,500.00	9,852.93	.00	10,700.00	1.9%
31312310 552200	MESSENGER	160.07	200.00	200.00	25.03	.00	200.00	.0%
31312310 552300	TELECOMMUN	1,471.67	1,600.00	1,600.00	936.01	.00	1,600.00	.0%
31312310 553060	SURETY BON	75.90	114.00	114.00	79.51	.00	78.00	-31.6%
31312310 553070	PUBLIC OFF	43.87	55.00	55.00	38.93	.00	52.00	-5.5%
31312310 553080	GEN LIAB I	310.28	337.00	337.00	239.38	.00	343.00	1.8%
31312310 555000	TRAVEL EXP	.00	100.00	100.00	.00	.00	100.00	.0%
31312310 558100	DUES & ASS	520.00	500.00	500.00	405.00	.00	520.00	4.0%
31312310 560010	OFFICE SUP	2,643.20	2,500.00	2,500.00	705.29	.00	2,500.00	.0%
31312310 560120	BOOKS/SUBS	1,606.45	1,650.00	1,650.00	1,647.45	.00	1,700.00	3.0%
31312310 580200	ADP SOFTWA	414.00	.00	.00	.00	.00	.00	.0%
TOTAL COMMISSIONER OF REVENU		538,389.88	550,074.00	550,074.00	387,295.30	.00	551,252.00	.2%
31312320 ASSESSORS								
31312320 511000	SALARY REG	65,880.96	102,609.00	102,609.00	71,238.86	.00	106,086.00	3.4%
31312320 513000	P-TIME SAL	.00	.00	.00	.00	.00	3,000.00	.0%
31312320 521000	EMPLR FICA	3,918.28	6,363.00	6,363.00	3,938.07	.00	6,764.00	6.3%
31312320 521100	EMPLR MEDI	916.50	1,489.00	1,489.00	921.07	.00	1,584.00	6.4%
31312320 522100	RET VRS	9,525.84	12,971.00	12,971.00	8,929.35	.00	10,951.00	-15.6%
31312320 523000	HOSP/MED	14,838.24	22,260.00	22,260.00	14,838.24	.00	22,260.00	.0%
31312320 524100	GLIFE VRS	774.24	1,222.00	1,222.00	840.82	.00	1,391.00	13.8%
31312320 525000	DISAB INS	218.40	441.00	441.00	288.70	.00	564.00	27.9%
31312320 526000	UNEMPY INS	246.40	426.00	426.00	231.48	.00	419.00	-1.6%
31312320 527000	WORKR COMP	617.82	1,595.00	1,595.00	1,014.38	.00	1,683.00	5.5%
31312320 533110	R/M EQUIP	126.91	200.00	200.00	.00	.00	200.00	.0%
31312320 533140	R/M VEH	87.50	1,000.00	750.00	539.19	.00	1,000.00	.0%
31312320 533220	M/SC SFTWA	2,700.00	2,700.00	3,300.00	3,300.00	.00	22,440.00	731.1%
31312320 535000	PRINT/BIND	.00	100.00	100.00	57.00	.00	1,225.00	1125.0%
31312320 536000	ADVERTISIN	.00	.00	.00	.00	.00	200.00	.0%

PROJECTION: 20173 HENRY COUNTY 2017 BUDGET FOR PERIOD 13

ACCOUNTS FOR:

GENERAL FUND		2015 ACTUAL	2016 ORIG BUD	2016 REVISED BUD	2016 ACTUAL	2016 PROJECTION	2017 ADMIN	PCT CHANGE
31312320 539210	CONTR DP S	157.70	300.00	300.00	.00	.00	4,000.00	1233.3%
31312320 544000	PRINT SHOP	84.00	84.00	84.00	56.00	.00	84.00	.0%
31312320 552100	POSTAL SER	294.30	300.00	300.00	120.00	.00	10,000.00	3233.3%
31312320 552200	MESSENGER	.00	50.00	50.00	.00	.00	50.00	.0%
31312320 552300	TELECOMMUN	1,067.08	1,100.00	1,100.00	762.72	.00	1,100.00	.0%
31312320 552310	MOBILE TEL	667.86	900.00	900.00	546.68	.00	800.00	-11.1%
31312320 553050	M VEH INS	835.00	900.00	900.00	844.00	.00	900.00	.0%
31312320 553060	SURETY BON	13.29	32.00	32.00	21.51	.00	24.00	-25.0%
31312320 553070	PUBLIC OFF	75.97	144.00	144.00	99.96	.00	144.00	.0%
31312320 553080	GEN LIAB I	55.49	94.00	94.00	64.42	.00	100.00	6.4%
31312320 555000	TRAVEL EXP	1,060.09	1,500.00	1,400.00	381.33	.00	1,500.00	.0%
31312320 558100	DUES & ASS	215.00	200.00	200.00	55.00	.00	200.00	.0%
31312320 560010	OFFICE SUP	645.33	800.00	760.00	326.58	.00	800.00	.0%
31312320 560080	VEH FUELS	834.29	2,400.00	2,150.00	934.46	.00	3,000.00	25.0%
31312320 560120	BOOKS/SUBS	614.20	595.00	635.00	.00	.00	625.00	5.0%
31312320 580070	ADP EQUIP	249.00	.00	.00	.00	.00	.00	.0%
TOTAL ASSESSORS		106,719.69	162,775.00	162,775.00	110,349.82	.00	203,094.00	24.8%
31312410 COUNTY TREASURER'S OFFICE								
31312410 511000	SALARY REG	320,240.96	328,773.00	328,773.00	233,237.08	.00	336,431.00	2.3%
31312410 512000	SAL O-TIME	6,030.27	4,000.00	4,000.00	1,571.09	.00	4,000.00	.0%
31312410 513000	P-TIME SAL	2,245.69	12,000.00	12,000.00	6,843.72	.00	12,000.00	.0%
31312410 521000	EMPLR FICA	19,719.25	21,380.00	21,380.00	14,563.81	.00	21,854.00	2.2%
31312410 521100	EMPLR MEDI	4,611.68	5,004.00	5,004.00	3,405.86	.00	5,114.00	2.2%
31312410 522100	RET VRS	45,619.92	41,362.00	41,362.00	29,296.27	.00	34,489.00	-16.6%
31312410 523000	HOSP/MED	59,352.96	59,360.00	59,360.00	39,568.64	.00	59,360.00	.0%
31312410 524100	GLIFE VRS	3,761.76	3,916.00	3,916.00	2,771.17	.00	4,412.00	12.7%
31312410 525000	DISAB INS	897.12	917.00	917.00	622.57	.00	1,254.00	36.8%
31312410 526000	UNEMPY INS	898.77	1,136.00	1,136.00	328.00	.00	992.00	-12.7%
31312410 527000	WORKR COMP	233.55	328.00	328.00	204.32	.00	331.00	.9%
31312410 531500	PROF LEGAL	1,900.90	250.00	250.00	250.00	.00	250.00	.0%
31312410 532010	DECAL SALE	11,951.00	16,000.00	16,000.00	.00	.00	16,000.00	.0%
31312410 533110	R/M EQUIP	127.00	500.00	500.00	576.84	.00	500.00	.0%
31312410 533200	M/SC	2,598.87	3,000.00	3,077.00	2,682.32	.00	3,000.00	.0%
31312410 535000	PRINT/BIND	9,499.79	11,000.00	11,000.00	7,996.00	.00	11,000.00	.0%
31312410 536000	ADVERTISIN	120.60	500.00	1,200.00	733.60	.00	750.00	50.0%
31312410 539210	CONTR DP S	13,412.80	19,000.00	17,223.00	14,637.98	.00	19,000.00	.0%
31312410 539500	DEBT COLLE	2,721.29	.00	.00	-12,106.18	.00	.00	.0%
31312410 544000	PRINT SHOP	84.00	84.00	84.00	56.00	.00	84.00	.0%
31312410 552100	POSTAL SER	34,649.19	37,000.00	37,000.00	29,388.51	.00	39,000.00	5.4%
31312410 552110	POST METER	1,027.00	1,150.00	1,150.00	1,027.00	.00	1,150.00	.0%
31312410 552200	MESSENGER	.00	100.00	100.00	.00	.00	100.00	.0%
31312410 552300	TELECOMMUN	1,983.95	2,300.00	2,300.00	1,313.75	.00	2,300.00	.0%

PROJECTION: 20173 HENRY COUNTY 2017 BUDGET FOR PERIOD 13

ACCOUNTS FOR:

GENERAL FUND		2015 ACTUAL	2016 ORIG BUD	2016 REVISED BUD	2016 ACTUAL	2016 PROJECTION	2017 ADMIN	PCT CHANGE
31312410 553060	SURETY BON	65.96	107.00	107.00	72.96	.00	74.00	-30.8%
31312410 553080	GEN LIAB I	276.57	315.00	315.00	218.58	.00	322.00	2.2%
31312410 555000	TRAVEL EXP	3,815.46	3,500.00	3,500.00	3,415.15	.00	4,000.00	14.3%
31312410 558100	DUES & ASS	350.00	350.00	350.00	350.00	.00	350.00	.0%
31312410 560010	OFFICE SUP	4,136.44	3,900.00	3,900.00	3,419.61	.00	4,000.00	2.6%
31312410 560120	BOOKS/SUBS	.00	50.00	50.00	.00	.00	.00	-100.0%
31312410 580020	FURN/FIXTU	882.10	350.00	3,526.55	3,176.55	.00	300.00	-14.3%
31312410 580070	ADP EQUIP	376.95	500.00	1,500.00	.00	.00	500.00	.0%
31312410 580200	ADP SOFTWA	455.44	250.00	250.00	.00	.00	250.00	.0%
TOTAL COUNTY TREASURER'S OFF		554,047.24	578,382.00	581,558.55	389,621.20	.00	583,167.00	.8%
31312430 FINANCE								
31312430 511000	SALARY REG	340,363.34	348,173.00	348,173.00	249,778.65	.00	358,723.00	3.0%
31312430 512000	SAL O-TIME	3,669.73	4,500.00	4,500.00	2,249.01	.00	4,500.00	.0%
31312430 521000	EMPLR FICA	20,377.71	21,869.00	21,869.00	15,070.87	.00	22,523.00	3.0%
31312430 521100	EMPLR MEDI	4,765.64	5,119.00	5,119.00	3,524.59	.00	5,270.00	2.9%
31312430 522100	RET VRS	49,011.36	44,016.00	44,016.00	31,388.13	.00	37,026.00	-15.9%
31312430 523000	HOSP/MED	51,933.84	51,940.00	51,940.00	34,622.56	.00	51,940.00	.0%
31312430 524100	GLIFE VRS	3,983.76	4,146.00	4,146.00	2,955.13	.00	4,702.00	13.4%
31312430 525000	DISAB INS	764.40	774.00	774.00	509.60	.00	770.00	-.5%
31312430 526000	UNEMPY INS	862.40	994.00	994.00	258.66	.00	868.00	-12.7%
31312430 527000	WORKR COMP	246.51	333.00	333.00	211.82	.00	337.00	1.2%
31312430 533110	R/M EQUIP	41.62	550.00	550.00	292.00	.00	550.00	.0%
31312430 535000	PRINT/BIND	.00	500.00	500.00	.00	.00	500.00	.0%
31312430 544000	PRINT SHOP	1,128.00	1,128.00	1,128.00	752.00	.00	1,128.00	.0%
31312430 552100	POSTAL SER	2,469.97	2,500.00	2,500.00	1,277.87	.00	2,500.00	.0%
31312430 552200	MESSENGER	45.59	100.00	100.00	54.17	.00	100.00	.0%
31312430 552300	TELECOMMUN	1,387.52	1,600.00	1,600.00	861.98	.00	1,600.00	.0%
31312430 552310	MOBILE TEL	1,007.49	850.00	850.00	478.80	.00	850.00	.0%
31312430 553060	SURETY BON	69.46	110.00	110.00	75.85	.00	75.00	-31.8%
31312430 553070	PUBLIC OFF	396.76	498.00	498.00	353.73	.00	475.00	-4.6%
31312430 553080	GEN LIAB I	289.39	321.00	321.00	227.26	.00	331.00	3.1%
31312430 555000	TRAVEL EXP	120.75	1,000.00	1,000.00	59.80	.00	1,000.00	.0%
31312430 555400	TRAV CONVE	442.90	1,300.00	1,300.00	221.00	.00	1,100.00	-15.4%
31312430 558100	DUES & ASS	1,370.00	1,460.00	1,460.00	1,090.00	.00	1,540.00	5.5%
31312430 558330	PSA R POSI	-129,060.96	-131,637.00	-131,637.00	-87,758.00	.00	-135,097.00	2.6%
31312430 560010	OFFICE SUP	3,023.51	3,000.00	3,000.00	240.89	.00	3,000.00	.0%
31312430 560120	BOOKS/SUBS	659.00	500.00	500.00	323.00	.00	675.00	35.0%
31312430 560140	OTHER OPER	2,574.62	3,100.00	3,100.00	1,637.70	.00	3,100.00	.0%
31312430 580020	FURN/FIXTU	299.69	500.00	500.00	.00	.00	500.00	.0%
31312430 580070	ADP EQUIP	.00	500.00	735.37	445.36	.00	500.00	.0%
31312430 580200	ADP SOFTWA	594.56	350.00	350.00	354.00	.00	375.00	7.1%
TOTAL FINANCE		362,838.56	370,094.00	370,329.37	261,556.43	.00	371,461.00	.4%
31312510 COUNTY INFORMATION SERVICES								
31312510 511000	SALARY REG	63,134.37	64,125.00	64,125.00	45,594.86	.00	65,407.00	2.0%

PROJECTION: 20173 HENRY COUNTY 2017 BUDGET FOR PERIOD 13

ACCOUNTS FOR:

GENERAL FUND		2015 ACTUAL	2016 ORIG BUD	2016 REVISED BUD	2016 ACTUAL	2016 PROJECTION	2017 ADMIN	PCT CHANGE
31312510 521000	EMPLR FICA	3,132.93	3,976.00	3,976.00	2,291.88	.00	4,056.00	2.0%
31312510 521100	EMPLR MEDI	732.77	930.00	930.00	536.03	.00	949.00	2.0%
31312510 522100	RET VRS	9,026.64	8,106.00	8,106.00	5,741.24	.00	6,751.00	-16.7%
31312510 523000	HOSP/MED	7,419.12	7,420.00	7,420.00	4,946.08	.00	7,420.00	.0%
31312510 524100	GLIFE VRS	733.68	764.00	764.00	540.60	.00	857.00	12.2%
31312510 525000	DISAB INS	109.20	110.00	110.00	72.80	.00	110.00	.0%
31312510 526000	UNEMPY INS	123.20	142.00	142.00	40.00	.00	124.00	-12.7%
31312510 527000	WORKR COMP	46.03	61.00	61.00	39.01	.00	61.00	.0%
31312510 531600	PROF OTHER	.00	1,000.00	1,000.00	.00	.00	500.00	-50.0%
31312510 533110	R/M EQUIP	432.71	1,000.00	1,000.00	787.20	.00	2,000.00	100.0%
31312510 533200	M/SC	5,078.47	15,600.00	15,600.00	6,375.48	.00	14,700.00	-5.8%
31312510 533220	M/SC SFTWA	127,031.10	136,075.00	136,075.00	124,332.01	.00	137,525.00	1.1%
31312510 535000	PRINT/BIND	.00	100.00	100.00	.00	.00	100.00	.0%
31312510 538470	REIMB PSA	63,135.96	68,075.00	68,075.00	45,383.36	.00	60,422.00	-11.2%
31312510 539230	CONTR PROG	.00	500.00	500.00	150.00	.00	500.00	.0%
31312510 544000	PRINT SHOP	264.00	264.00	264.00	176.00	.00	264.00	.0%
31312510 552100	POSTAL SER	.00	50.00	50.00	.00	.00	50.00	.0%
31312510 552200	MESSENGER	1,222.15	1,175.00	1,175.00	819.08	.00	1,200.00	2.1%
31312510 552300	TELECOMMUN	1,933.19	2,800.00	2,800.00	717.45	.00	2,800.00	.0%
31312510 552310	MOBILE TEL	360.00	550.00	550.00	240.00	.00	550.00	.0%
31312510 552400	INTERNET	1,670.83	1,850.00	1,850.00	1,965.96	.00	2,000.00	8.1%
31312510 553060	SURETY BON	12.83	20.00	20.00	13.87	.00	14.00	-30.0%
31312510 553070	PUBLIC OFF	73.32	90.00	90.00	64.65	.00	86.00	-4.4%
31312510 553080	GEN LIAB I	53.40	58.00	58.00	41.57	.00	59.00	1.7%
31312510 555000	TRAVEL EXP	.00	500.00	500.00	.00	.00	500.00	.0%
31312510 555400	TRAV CONVE	3,858.14	2,100.00	2,100.00	1,987.99	.00	1,000.00	-52.4%
31312510 558100	DUES & ASS	50.00	50.00	50.00	.00	.00	50.00	.0%
31312510 558510	SMALL TOOL	.00	100.00	100.00	.00	.00	100.00	.0%
31312510 560010	OFFICE SUP	186.60	1,000.00	1,000.00	394.75	.00	1,000.00	.0%
31312510 560070	R/M SUPPL	1,097.20	1,000.00	1,000.00	289.76	.00	1,000.00	.0%
31312510 560120	BOOKS/SUBS	.00	200.00	200.00	.00	.00	200.00	.0%
31312510 560140	OTHER OPER	.00	750.00	750.00	69.98	.00	500.00	-33.3%
31312510 580020	FURN/FIXTU	39.20	.00	.00	.00	.00	.00	.0%
31312510 580070	ADP EQUIP	8,101.06	1,500.00	1,500.00	188.58	.00	500.00	-66.7%
31312510 580200	ADP SOFTWA	2,091.54	1,000.00	1,000.00	725.14	.00	1,000.00	.0%
TOTAL COUNTY INFORMATION SER		301,149.64	323,041.00	323,041.00	244,525.33	.00	314,355.00	-2.7%
31312520 CENTRAL PURCHASING								
31312520 511000	SALARY REG	137,785.39	142,524.00	142,524.00	101,443.21	.00	145,374.00	2.0%
31312520 512000	SAL O-TIME	299.22	400.00	400.00	.00	.00	300.00	-25.0%
31312520 521000	EMPLR FICA	8,499.98	8,862.00	8,862.00	6,279.43	.00	9,033.00	1.9%
31312520 521100	EMPLR MEDI	1,988.01	2,074.00	2,074.00	1,468.50	.00	2,113.00	1.9%
31312520 522100	RET VRS	19,871.04	18,017.00	18,017.00	12,760.37	.00	15,006.00	-16.7%

PROJECTION: 20173 HENRY COUNTY 2017 BUDGET FOR PERIOD 13

ACCOUNTS FOR:

GENERAL FUND		2015 ACTUAL	2016 ORIG BUD	2016 REVISED BUD	2016 ACTUAL	2016 PROJECTION	2017 ADMIN	PCT CHANGE
31312520 523000	HOSP/MED	22,060.85	22,260.00	22,260.00	14,462.25	.00	22,260.00	.0%
31312520 524100	GLIFE VRS	1,615.44	1,698.00	1,698.00	1,201.22	.00	1,906.00	12.2%
31312520 525000	DISAB INS	324.71	330.00	330.00	212.87	.00	330.00	.0%
31312520 526000	UNEMPY INS	368.39	426.00	426.00	116.07	.00	372.00	-12.7%
31312520 527000	WORKR COMP	99.79	136.00	136.00	85.93	.00	136.00	.0%
31312520 533110	R/M EQUIP	.00	120.00	120.00	37.15	.00	120.00	.0%
31312520 535000	PRINT/BIND	480.00	800.00	800.00	.00	.00	800.00	.0%
31312520 536000	ADVERTISIN	212.50	600.00	600.00	136.72	.00	600.00	.0%
31312520 544000	PRINT SHOP	1,176.00	1,176.00	1,176.00	784.00	.00	1,176.00	.0%
31312520 552100	POSTAL SER	1,000.00	1,000.00	1,000.00	.00	.00	1,000.00	.0%
31312520 552300	TELECOMMUN	1,884.85	2,100.00	2,100.00	1,215.12	.00	2,100.00	.0%
31312520 552310	MOBILE TEL	220.53	360.00	360.00	148.73	.00	360.00	.0%
31312520 553060	SURETY BON	27.64	44.00	44.00	30.50	.00	31.00	-29.5%
31312520 553070	PUBLIC OFF	158.60	201.00	201.00	142.69	.00	191.00	-5.0%
31312520 553080	GEN LIAB I	115.82	130.00	130.00	91.81	.00	133.00	2.3%
31312520 555000	TRAVEL EXP	2,777.99	4,000.00	4,000.00	1,761.77	.00	3,500.00	-12.5%
31312520 558100	DUES & ASS	450.00	500.00	500.00	455.00	.00	500.00	.0%
31312520 560010	OFFICE SUP	390.20	1,600.00	2,510.72	1,340.54	.00	1,600.00	.0%
31312520 560120	BOOKS/SUBS	99.00	125.00	125.00	99.00	.00	125.00	.0%
31312520 580020	FURN/FIXTU	213.95	.00	2,232.84	2,232.68	.00	.00	.0%
31312520 580070	ADP EQUIP	.00	300.00	337.15	.00	.00	300.00	.0%
31312520 580300	EXISTING F	5,201.35	.00	.00	.00	.00	.00	.0%
TOTAL CENTRAL PURCHASING		207,321.25	209,783.00	212,963.71	146,505.56	.00	209,366.00	-.2%
31313200 REGISTRAR								
31313200 511000	SALARY REG	96,613.41	99,238.00	99,238.00	70,022.59	.00	101,223.00	2.0%
31313200 511110	BOARD MEMB	10,323.84	10,532.00	10,532.00	7,176.45	.00	10,743.00	2.0%
31313200 512000	SAL O-TIME	1,313.58	5,000.00	5,000.00	4,056.84	.00	7,500.00	50.0%
31313200 513000	P-TIME SAL	5,626.68	9,000.00	9,000.00	4,698.12	.00	9,000.00	.0%
31313200 521000	EMPLR FICA	6,645.26	7,677.00	7,677.00	5,404.31	.00	7,967.00	3.8%
31313200 521100	EMPLR MEDI	1,554.16	1,799.00	1,799.00	1,263.87	.00	1,864.00	3.6%
31313200 522100	RET VRS	13,912.32	12,486.00	12,486.00	8,842.89	.00	10,376.00	-16.9%
31313200 523000	HOSP/MED	14,838.24	14,840.00	14,840.00	9,915.31	.00	14,840.00	.0%
31313200 524100	GLIFE VRS	1,135.44	1,182.00	1,182.00	836.57	.00	1,327.00	12.3%
31313200 525000	DISAB INS	218.40	220.00	220.00	145.94	.00	220.00	.0%
31313200 526000	UNEMPY INS	513.29	614.00	614.00	217.93	.00	555.00	-9.6%
31313200 527000	WORKR COMP	83.44	115.00	115.00	70.97	.00	115.00	.0%
31313200 532000	TEMP HELP	743.15	1,000.00	1,000.00	1,401.60	.00	1,500.00	50.0%
31313200 532020	ELECTN OFF	17,994.90	50,000.00	50,000.00	39,303.03	.00	45,000.00	-10.0%
31313200 533110	R/M EQUIP	.00	1,000.00	1,000.00	.00	.00	1,000.00	.0%
31313200 533120	R/M BUILD	.00	100.00	100.00	75.00	.00	100.00	.0%
31313200 533200	M/SC	240.00	300.00	300.00	180.00	.00	500.00	66.7%
31313200 533240	M/SC VMACH	7,800.00	8,000.00	.00	.00	.00	8,000.00	.0%

PROJECTION: 20173 HENRY COUNTY 2017 BUDGET FOR PERIOD 13

ACCOUNTS FOR:

GENERAL FUND		2015 ACTUAL	2016 ORIG BUD	2016 REVISED BUD	2016 ACTUAL	2016 PROJECTION	2017 ADMIN	PCT CHANGE
31313200 535000	PRINT/BIND	707.00	4,000.00	4,000.00	2,469.00	.00	4,000.00	.0%
31313200 535020	BALOT FORM	1,487.60	6,000.00	16,000.00	15,144.53	.00	22,500.00	275.0%
31313200 536000	ADVERTISIN	1,142.76	1,500.00	1,500.00	967.13	.00	2,000.00	33.3%
31313200 539230	CONTR PROG	2,146.99	8,000.00	8,000.00	.00	.00	9,000.00	12.5%
31313200 544000	PRINT SHOP	864.00	864.00	864.00	922.00	.00	864.00	.0%
31313200 552100	POSTAL SER	2,067.44	5,000.00	1,800.00	1,682.39	.00	5,000.00	.0%
31313200 552200	MESSENGER	13.34	100.00	100.00	271.39	.00	100.00	.0%
31313200 552300	TELECOMMUN	1,714.21	1,600.00	1,600.00	1,102.65	.00	1,600.00	.0%
31313200 553060	SURETY BON	23.28	40.00	40.00	26.07	.00	30.00	-25.0%
31313200 553070	PUBLIC OFF	134.12	175.00	175.00	121.52	.00	169.00	-3.4%
31313200 553080	GEN LIAB I	97.76	115.00	115.00	78.18	.00	119.00	3.5%
31313200 554100	LEASE EQ	.00	.00	.00	609.77	.00	2,500.00	.0%
31313200 555000	TRAVEL EXP	1,392.19	1,300.00	1,300.00	1,266.56	.00	1,500.00	15.4%
31313200 558100	DUES & ASS	.00	300.00	300.00	.00	.00	300.00	.0%
31313200 560010	OFFICE SUP	6,127.98	2,500.00	3,700.00	3,097.70	.00	4,000.00	60.0%
31313200 560080	VEH FUELS	.00	.00	.00	95.85	.00	200.00	.0%
31313200 560120	BOOKS/SUBS	99.00	200.00	200.00	99.00	.00	200.00	.0%
31313200 560310	TRAIN SUPL	.00	500.00	500.00	.00	.00	250.00	-50.0%
31313200 580010	MACH/EQUIP	261,000.00	.00	42,764.00	24,000.66	.00	.00	.0%
31313200 580020	FURN/FIXTU	140.29	100.00	100.00	104.30	.00	100.00	.0%
31313200 580070	ADP EQUIP	1,029.05	500.00	500.00	388.66	.00	750.00	50.0%
31313200 580200	ADP SOFTWA	.00	250.00	250.00	.00	.00	250.00	.0%
31313200 580300	EXISTING F	.00	500.00	500.00	.00	.00	250.00	-50.0%
TOTAL REGISTRAR		459,743.12	256,647.00	299,411.00	206,058.78	.00	277,512.00	8.1%
TOTAL GENERAL GOVERNMENT ADM		3,237,856.75	3,202,900.00	3,279,256.63	2,279,497.15	.00	3,251,588.00	1.5%



FY 2017 Operating Budget
Expenditures – General Fund

Judicial Administration

PROJECTION: 20173 HENRY COUNTY 2017 BUDGET FOR PERIOD 13

ACCOUNTS FOR:

GENERAL FUND			2015 ACTUAL	2016 ORIG BUD	2016 REVISED BUD	2016 ACTUAL	2016 PROJECTION	2017 ADMIN	PCT CHANGE
12	JUDICIAL ADMINISTRATION								
31321100	CIRCUIT COURT								
31321100	511000	SALARY REG	44,681.39	45,397.00	45,397.00	32,250.25	.00	46,305.00	2.0%
31321100	512000	SAL O-TIME	668.73	1,000.00	1,000.00	244.44	.00	1,000.00	.0%
31321100	516000	SUPPLEMENT	2,299.92	2,300.00	2,300.00	1,629.11	.00	2,300.00	.0%
31321100	521000	EMPLR FICA	2,960.87	3,020.00	3,020.00	2,117.81	.00	3,076.00	1.9%
31321100	521100	EMPLR MEDI	692.38	707.00	707.00	495.36	.00	720.00	1.8%
31321100	522100	RET VRS	6,390.48	5,739.00	5,739.00	4,064.36	.00	4,780.00	-16.7%
31321100	523000	HOSP/MED	7,419.12	7,420.00	7,420.00	4,946.08	.00	7,420.00	.0%
31321100	524100	GLIFE VRS	519.36	541.00	541.00	382.67	.00	607.00	12.2%
31321100	525000	DISAB INS	109.20	110.00	110.00	72.80	.00	110.00	.0%
31321100	526000	UNEMPY INS	123.20	142.00	142.00	40.00	.00	124.00	-12.7%
31321100	527000	WORKR COMP	34.10	46.00	46.00	28.81	.00	46.00	.0%
31321100	532030	JURY COMMI	1,680.00	2,500.00	2,500.00	1,170.00	.00	2,500.00	.0%
31321100	532040	JURORS/WIT	1,050.00	5,000.00	5,000.00	.00	.00	3,000.00	-40.0%
31321100	533110	R/M EQUIP	595.00	250.00	250.00	.00	.00	250.00	.0%
31321100	533200	M/SC	450.00	500.00	500.00	450.00	.00	500.00	.0%
31321100	535000	PRINT/BIND	.00	500.00	500.00	.00	.00	500.00	.0%
31321100	552100	POSTAL SER	490.00	637.00	637.00	490.00	.00	637.00	.0%
31321100	552300	TELECOMMUN	1,031.01	1,200.00	1,200.00	698.30	.00	1,200.00	.0%
31321100	552310	MOBILE TEL	480.00	525.00	525.00	41.91	.00	.00	-100.0%
31321100	552400	INTERNET	540.00	540.00	540.00	540.00	.00	540.00	.0%
31321100	553060	SURETY BON	9.68	15.00	15.00	10.29	.00	10.00	-33.3%
31321100	553070	PUBLIC OFF	55.15	69.00	69.00	47.90	.00	65.00	-5.8%
31321100	553080	GEN LIAB I	40.18	44.00	44.00	30.74	.00	45.00	2.3%
31321100	555000	TRAVEL EXP	.00	500.00	500.00	.00	.00	500.00	.0%
31321100	558100	DUES & ASS	25.00	100.00	100.00	275.00	.00	300.00	200.0%
31321100	560010	OFFICE SUP	461.81	750.00	750.00	71.72	.00	750.00	.0%
31321100	560020	FOOD SUPPL	102.07	250.00	250.00	.00	.00	250.00	.0%
31321100	560120	BOOKS/SUBS	3,200.18	4,500.00	4,500.00	2,593.30	.00	4,500.00	.0%
31321100	560160	JUROR VALI	6,097.13	11,000.00	11,000.00	6,143.19	.00	11,000.00	.0%
31321100	580020	FURN/FIXTU	219.00	400.00	400.00	287.49	.00	400.00	.0%
TOTAL CIRCUIT COURT			82,424.96	95,702.00	95,702.00	59,121.53	.00	93,435.00	-2.4%
31321200	GENERAL DISTRICT COURT								
31321200	531670	PROF PUBDE	5,176.65	10,500.00	10,500.00	3,059.50	.00	10,500.00	.0%
31321200	533110	R/M EQUIP	.00	100.00	100.00	.00	.00	100.00	.0%
31321200	533200	M/SC	750.00	750.00	950.00	948.55	.00	750.00	.0%
31321200	552300	TELECOMMUN	3,688.42	3,800.00	3,500.00	2,434.72	.00	3,800.00	.0%
31321200	558100	DUES & ASS	180.00	270.00	270.00	140.00	.00	270.00	.0%

PROJECTION: 20173 HENRY COUNTY 2017 BUDGET FOR PERIOD 13

ACCOUNTS FOR:

GENERAL FUND		2015 ACTUAL	2016 ORIG BUD	2016 REVISED BUD	2016 ACTUAL	2016 PROJECTION	2017 ADMIN	PCT CHANGE
31321200 560010	OFFICE SUP	432.28	400.00	400.00	146.47	.00	400.00	.0%
31321200 560120	BOOKS/SUBS	823.86	850.00	1,150.00	982.74	.00	850.00	.0%
31321200 560140	OTHER OPER	.00	50.00	50.00	.00	.00	50.00	.0%
31321200 580020	FURN/FIXTU	.00	366.00	166.00	.00	.00	250.00	-31.7%
TOTAL GENERAL DISTRICT COURT		11,051.21	17,086.00	17,086.00	7,711.98	.00	16,970.00	-.7%
31321300 SPECIAL MAGISTRATES								
31321300 533110	R/M EQUIP	.00	100.00	100.00	.00	.00	100.00	.0%
31321300 533200	M/SC	66.00	150.00	150.00	129.36	.00	130.00	-13.3%
31321300 552310	MOBILE TEL	360.00	150.00	150.00	150.00	.00	360.00	140.0%
31321300 558100	DUES & ASS	.00	150.00	150.00	.00	.00	150.00	.0%
31321300 560010	OFFICE SUP	15.78	200.00	36.00	.00	.00	100.00	-50.0%
31321300 560020	FOOD SUPPL	.00	.00	.00	.00	.00	200.00	.0%
31321300 560120	BOOKS/SUBS	1,224.54	1,400.00	1,400.00	1,101.98	.00	1,400.00	.0%
31321300 580020	FURN/FIXTU	.00	500.00	664.00	623.66	.00	500.00	.0%
31321300 580070	ADP EQUIP	1,092.92	200.00	200.00	247.59	.00	200.00	.0%
TOTAL SPECIAL MAGISTRATES		2,759.24	2,850.00	2,850.00	2,252.59	.00	3,140.00	10.2%
31321500 JUVENILE & DOMESTIC RELATIONS								
31321500 533110	R/M EQUIP	1,259.25	500.00	500.00	892.84	.00	1,000.00	100.0%
31321500 535000	PRINT/BIND	.00	300.00	300.00	.00	.00	300.00	.0%
31321500 552300	TELECOMMUN	4,907.87	5,200.00	5,200.00	3,129.91	.00	5,200.00	.0%
31321500 555000	TRAVEL EXP	.00	400.00	400.00	.00	.00	250.00	-37.5%
31321500 558100	DUES & ASS	180.00	250.00	250.00	160.00	.00	250.00	.0%
31321500 560010	OFFICE SUP	1,175.58	1,074.00	1,074.00	932.35	.00	1,000.00	-6.9%
31321500 560120	BOOKS/SUBS	143.43	700.00	700.00	338.93	.00	700.00	.0%
31321500 580020	FURN/FIXTU	.00	700.00	700.00	.00	.00	700.00	.0%
TOTAL JUVENILE & DOMESTIC RE		7,666.13	9,124.00	9,124.00	5,454.03	.00	9,400.00	3.0%
31321600 CLERK OF THE CIRCUIT COURT								
31321600 511000	SALARY REG	478,679.86	490,422.00	490,422.00	348,198.56	.00	500,230.00	2.0%
31321600 521000	EMPLR FICA	28,582.49	30,101.00	30,101.00	21,017.74	.00	30,557.00	1.5%
31321600 521100	EMPLR MEDI	6,684.78	7,118.00	7,118.00	4,915.54	.00	7,258.00	2.0%
31321600 522100	RET VRS	68,752.32	61,700.00	61,700.00	42,102.81	.00	51,280.00	-16.9%
31321600 523000	HOSP/MED	81,610.32	81,620.00	81,620.00	51,933.84	.00	81,620.00	.0%
31321600 524100	GLIFE VRS	5,611.92	5,843.00	5,843.00	3,982.67	.00	6,558.00	12.2%
31321600 525000	DISAB INS	1,155.60	1,179.00	1,179.00	741.94	.00	1,318.00	11.8%
31321600 526000	UNEMPY INS	1,232.00	1,420.00	1,420.00	336.42	.00	1,240.00	-12.7%
31321600 527000	WORKR COMP	347.62	469.00	469.00	296.01	.00	471.00	.4%
31321600 531200	PROF AUDIT	.00	3,000.00	3,000.00	2,085.49	.00	3,000.00	.0%
31321600 533110	R/M EQUIP	54.00	500.00	500.00	193.50	.00	500.00	.0%

PROJECTION: 20173 HENRY COUNTY 2017 BUDGET FOR PERIOD 13

ACCOUNTS FOR:

GENERAL FUND		2015 ACTUAL	2016 ORIG BUD	2016 REVISED BUD	2016 ACTUAL	2016 PROJECTION	2017 ADMIN	PCT CHANGE
31321600 533200	M/SC	25,433.07	31,000.00	31,000.00	19,599.16	.00	29,000.00	-6.5%
31321600 535000	PRINT/BIND	2,578.14	6,000.00	7,130.00	5,200.45	.00	6,000.00	.0%
31321600 535200	PHOTO M/D	.00	200.00	200.00	.00	.00	.00	-100.0%
31321600 552100	POSTAL SER	3,193.75	3,200.00	3,200.00	68.56	.00	3,200.00	.0%
31321600 552200	MESSENGER	239.63	300.00	300.00	148.16	.00	300.00	.0%
31321600 552300	TELECOMMUN	1,785.46	2,000.00	2,000.00	1,173.91	.00	2,000.00	.0%
31321600 553060	SURETY BON	96.24	154.00	154.00	104.94	.00	106.00	-31.2%
31321600 553080	GEN LIAB I	403.98	447.00	447.00	314.86	.00	455.00	1.8%
31321600 555000	TRAVEL EXP	1,238.51	1,300.00	1,300.00	1,170.31	.00	1,500.00	15.4%
31321600 558100	DUES & ASS	345.00	450.00	450.00	345.00	.00	450.00	.0%
31321600 560010	OFFICE SUP	3,581.21	3,500.00	5,000.00	4,756.28	.00	4,000.00	14.3%
31321600 560140	OTHER OPER	1,233.94	3,000.00	1,500.00	986.86	.00	2,000.00	-33.3%
31321600 580010	MACH/EQUIP	66.47	500.00	500.00	.00	.00	500.00	.0%
31321600 580020	FURN/FIXTU	122.50	250.00	250.00	.00	.00	1,000.00	300.0%
31321600 580070	ADP EQUIP	2,450.00	3,500.00	3,500.00	.00	.00	1,000.00	-71.4%
TOTAL CLERK OF THE CIRCUIT C		715,478.81	739,173.00	740,303.00	509,673.01	.00	735,543.00	-.5%
31321700 SHERIFF CIVIL & COURT SECURITY								
31321700 511000	SALARY REG	699,065.53	695,916.00	695,916.00	459,366.53	.00	713,425.00	2.5%
31321700 521000	EMPLR FICA	41,649.78	43,154.00	43,154.00	27,354.61	.00	44,239.00	2.5%
31321700 521100	EMPLR MEDI	9,740.80	10,099.00	10,099.00	6,397.43	.00	10,353.00	2.5%
31321700 522100	RET VRS	98,472.15	87,554.00	87,554.00	57,643.40	.00	73,134.00	-16.5%
31321700 523000	HOSP/MED	106,840.78	111,300.00	111,300.00	72,199.71	.00	111,300.00	.0%
31321700 524100	GLIFE VRS	8,037.46	8,288.00	8,288.00	5,452.81	.00	9,352.00	12.8%
31321700 525000	DISAB INS	1,572.58	1,650.00	1,650.00	1,062.70	.00	1,650.00	.0%
31321700 526000	UNEMPY INS	1,848.00	2,130.00	2,130.00	555.33	.00	1,860.00	-12.7%
31321700 527000	WORKR COMP	8,761.10	11,344.00	11,344.00	7,638.03	.00	13,017.00	14.7%
31321700 533110	R/M EQUIP	336.55	1,000.00	1,000.00	.00	.00	1,000.00	.0%
31321700 533140	R/M VEH	4,780.78	6,000.00	6,000.00	4,383.88	.00	6,000.00	.0%
31321700 533150	R/M RADIOS	967.61	2,000.00	2,000.00	1,248.95	.00	2,000.00	.0%
31321700 533200	M/SC	4,875.00	5,000.00	5,000.00	4,875.00	.00	6,400.00	28.0%
31321700 533220	M/SC SFTWA	.00	.00	.00	.00	.00	775.00	.0%
31321700 538510	REG TR SCH	3,508.05	3,780.00	3,780.00	3,777.90	.00	3,780.00	.0%
31321700 552300	TELECOMMUN	1,157.05	1,500.00	1,500.00	758.66	.00	1,500.00	.0%
31321700 552310	MOBILE TEL	1,830.16	2,000.00	2,000.00	800.00	.00	2,000.00	.0%
31321700 553050	M VEH INS	3,756.00	3,800.00	3,800.00	3,800.00	.00	3,800.00	.0%
31321700 553060	SURETY BON	141.89	216.00	216.00	138.27	.00	150.00	-30.6%
31321700 553080	GEN LIAB I	565.10	634.00	634.00	414.89	.00	648.00	2.2%
31321700 553120	LODA INS	3,080.00	3,465.00	3,465.00	3,375.00	.00	3,220.00	-7.1%
31321700 555000	TRAVEL EXP	200.00	1,000.00	1,000.00	.00	.00	1,000.00	.0%
31321700 558100	DUES & ASS	390.00	420.00	420.00	420.00	.00	420.00	.0%
31321700 560010	OFFICE SUP	.00	1,000.00	1,000.00	355.07	.00	1,000.00	.0%
31321700 560080	VEH FUELS	17,668.60	27,400.00	27,400.00	11,749.12	.00	19,000.00	-30.7%

PROJECTION: 20173 HENRY COUNTY 2017 BUDGET FOR PERIOD 13

ACCOUNTS FOR:

GENERAL FUND		2015 ACTUAL	2016 ORIG BUD	2016 REVISED BUD	2016 ACTUAL	2016 PROJECTION	2017 ADMIN	PCT CHANGE
31321700 560090	VEH SUPPLY	258.08	400.00	400.00	435.00	.00	500.00	25.0%
31321700 560091	VEH TIRES	3,495.08	3,500.00	3,500.00	.00	.00	3,500.00	.0%
31321700 560100	POL SUPPLY	.00	300.00	300.00	344.95	.00	400.00	33.3%
31321700 560110	UNIFORMS	7,594.65	7,500.00	7,500.00	1,965.31	.00	7,000.00	-6.7%
31321700 560260	EMER SUPPL	.00	100.00	100.00	.00	.00	100.00	.0%
31321700 580010	MACH/EQUIP	.00	500.00	500.00	.00	.00	500.00	.0%
31321700 580030	COMMUN EQ	.00	200.00	200.00	.00	.00	200.00	.0%
31321700 580050	MOTOR VEH	.00	34,000.00	34,000.00	34,000.00	.00	36,500.00	7.4%
31321700 580210	POLICE EQU	415.50	800.00	800.00	578.58	.00	800.00	.0%
TOTAL SHERIFF CIVIL & COURT		1,031,008.28	1,077,950.00	1,077,950.00	711,091.13	.00	1,080,523.00	.2%
31321900 VICTIM / WITNESS ASSIST								
31321900 511000	SALARY REG	92,812.13	104,014.00	104,014.00	74,154.96	.00	106,093.00	2.0%
31321900 521000	EMPLR FICA	5,673.71	6,449.00	6,449.00	4,501.64	.00	6,578.00	2.0%
31321900 521100	EMPLR MEDI	1,326.72	1,510.00	1,510.00	1,052.79	.00	1,539.00	1.9%
31321900 522100	RET VRS	13,302.56	13,141.00	13,141.00	9,306.82	.00	10,941.00	-16.7%
31321900 523000	HOSP/MED	16,088.60	18,591.00	18,591.00	12,392.88	.00	18,591.00	.0%
31321900 524100	GLIFE VRS	1,088.40	1,238.00	1,238.00	876.69	.00	1,391.00	12.4%
31321900 525000	DISAB INS	237.60	304.00	304.00	205.10	.00	362.00	19.1%
31321900 526000	UNEMPY INS	262.86	355.00	355.00	143.66	.00	311.00	-12.4%
31321900 527000	WORKR COMP	75.33	98.00	98.00	62.12	.00	98.00	.0%
31321900 535000	PRINT/BIND	60.00	270.00	270.00	.00	.00	270.00	.0%
31321900 552100	POSTAL SER	288.00	284.00	284.00	.00	.00	288.00	1.4%
31321900 552300	TELECOMMUN	334.47	500.00	500.00	203.59	.00	500.00	.0%
31321900 553060	SURETY BON	20.84	33.00	33.00	22.41	.00	23.00	-30.3%
31321900 553070	PUBLIC OFF	107.46	128.00	128.00	90.99	.00	121.00	-5.5%
31321900 553080	GEN LIAB I	79.26	95.00	95.00	67.07	.00	97.00	2.1%
31321900 555000	TRAVEL EXP	45.43	1,104.00	1,104.00	1,018.15	.00	2,484.00	125.0%
31321900 555400	TRAV CONVE	50.00	100.00	100.00	530.00	.00	610.00	510.0%
31321900 558100	DUES & ASS	.00	.00	.00	.00	.00	100.00	.0%
31321900 560010	OFFICE SUP	807.61	599.00	263.00	88.06	.00	599.00	.0%
31321900 560120	BOOKS/SUBS	72.00	72.00	72.00	.00	.00	98.00	36.1%
31321900 580020	FURN/FIXTU	.00	.00	336.00	335.97	.00	.00	.0%
31321900 580070	ADP EQUIP	2,538.36	.00	.00	.00	.00	.00	.0%
TOTAL VICTIM / WITNESS ASSIS		135,271.34	148,885.00	148,885.00	105,052.90	.00	151,094.00	1.5%
31322100 COMMONWEALTH ATTORNEY								
31322100 511000	SALARY REG	588,950.55	614,551.00	614,551.00	425,050.25	.00	608,493.00	-1.0%
31322100 512000	SAL O-TIME	23.44	.00	.00	.00	.00	.00	.0%
31322100 513000	P-TIME SAL	6,378.39	.00	.00	3,180.00	.00	.00	.0%
31322100 521000	EMPLR FICA	34,674.18	36,299.00	36,299.00	24,308.84	.00	35,740.00	-1.5%
31322100 521100	EMPLR MEDI	8,449.24	8,916.00	8,916.00	6,084.27	.00	8,828.00	-1.0%

PROJECTION: 20173 HENRY COUNTY 2017 BUDGET FOR PERIOD 13

ACCOUNTS FOR:

GENERAL FUND		2015 ACTUAL	2016 ORIG BUD	2016 REVISED BUD	2016 ACTUAL	2016 PROJECTION	2017 ADMIN	PCT CHANGE
31322100 522100	RET VRS	80,095.25	67,780.00	67,780.00	53,157.81	.00	62,375.00	-8.0%
31322100 523000	HOSP/MED	66,139.98	63,029.00	63,029.00	46,960.08	.00	70,449.00	11.8%
31322100 524100	GLIFE VRS	6,696.69	6,415.00	6,415.00	5,028.60	.00	7,977.00	24.3%
31322100 525000	DISAB INS	1,034.56	963.00	963.00	898.43	.00	1,500.00	55.8%
31322100 526000	UNEMPY INS	1,276.85	1,207.00	1,207.00	415.01	.00	1,053.00	-12.8%
31322100 527000	WORKR COMP	389.86	529.00	529.00	328.29	.00	515.00	-2.6%
31322100 531600	PROF OTHER	.00	.00	.00	.00	.00	2,500.00	.0%
31322100 533110	R/M EQUIP	.00	300.00	300.00	.00	.00	300.00	.0%
31322100 533200	M/SC	1,093.40	975.00	975.00	800.00	.00	5,850.00	500.0%
31322100 535000	PRINT/BIND	144.00	250.00	250.00	.00	.00	250.00	.0%
31322100 552100	POSTAL SER	607.89	620.00	620.00	.00	.00	620.00	.0%
31322100 552300	TELECOMMUN	2,146.84	2,600.00	2,600.00	1,413.10	.00	2,600.00	.0%
31322100 553060	SURETY BON	119.80	189.00	189.00	128.76	.00	129.00	-31.7%
31322100 553070	PUBLIC OFF	.00	.00	.00	5.52	.00	.00	.0%
31322100 553080	GEN LIAB I	501.55	558.00	558.00	387.10	.00	552.00	-1.1%
31322100 555000	TRAVEL EXP	6,900.00	6,900.00	6,900.00	6,284.53	.00	6,900.00	.0%
31322100 558100	DUES & ASS	2,545.00	3,000.00	3,000.00	2,075.00	.00	3,400.00	13.3%
31322100 560010	OFFICE SUP	3,700.98	4,500.00	4,500.00	3,190.54	.00	4,500.00	.0%
31322100 560120	BOOKS/SUBS	2,617.56	3,120.00	3,120.00	2,599.92	.00	3,300.00	5.8%
31322100 580020	FURN/FIXTU	274.50	.00	.00	.00	.00	.00	.0%
TOTAL COMMONWEALTH ATTORNEY		814,760.51	822,701.00	822,701.00	582,296.05	.00	827,831.00	.6%
TOTAL JUDICIAL ADMINISTRATIO		2,800,420.48	2,913,471.00	2,914,601.00	1,982,653.22	.00	2,917,936.00	.2%



FY 2017 Operating Budget
Expenditures – General Fund
Public Safety

PROJECTION: 20173 HENRY COUNTY 2017 BUDGET FOR PERIOD 13

ACCOUNTS FOR:

GENERAL FUND			2015 ACTUAL	2016 ORIG BUD	2016 REVISED BUD	2016 ACTUAL	2016 PROJECTION	2017 ADMIN	PCT CHANGE
13	PUBLIC SAFETY								
31331200	SHERIFF LAW ENFORCEMENT								
31331200	511000	SALARY REG	3,110,846.35	3,367,097.00	3,367,097.00	2,173,463.43	.00	3,485,825.00	3.5%
31331200	512010	SAL OT SPC	23,350.76	.00	.00	8,370.44	.00	.00	.0%
31331200	517010	PATROLING	11,961.00	.00	.00	7,392.75	.00	.00	.0%
31331200	517020	HOT SPOTS	19,309.33	25,000.00	25,000.00	12,478.66	.00	25,000.00	.0%
31331200	517040	CLASS INST	3,000.52	.00	.00	3,394.51	.00	.00	.0%
31331200	521000	EMPLR FICA	194,480.94	211,015.00	211,015.00	135,252.29	.00	218,487.00	3.5%
31331200	521100	EMPLR MEDI	45,479.83	49,378.00	49,378.00	31,630.22	.00	51,130.00	3.5%
31331200	522100	RET VRS	440,082.65	426,767.00	426,767.00	272,051.12	.00	359,903.00	-15.7%
31331200	523000	HOSP/MED	520,390.89	567,620.00	567,620.00	359,375.37	.00	583,212.00	2.7%
31331200	524100	GLIFE VRS	36,274.38	40,401.00	40,401.00	25,734.57	.00	46,027.00	13.9%
31331200	525000	DISAB INS	7,741.60	8,484.00	8,484.00	5,334.97	.00	8,717.00	2.7%
31331200	526000	UNEMPY INS	9,609.44	10,435.00	10,435.00	2,732.62	.00	9,498.00	-9.0%
31331200	527000	WORKR COMP	40,071.56	55,324.00	55,324.00	36,921.08	.00	64,149.00	16.0%
31331200	531110	PROF PHYSI	4,169.17	3,500.00	3,500.00	1,835.04	.00	3,500.00	.0%
31331200	531120	PROF VET	2,612.92	2,000.00	2,000.00	4,013.56	.00	2,600.00	30.0%
31331200	531600	PROF OTHER	2,893.25	11,000.00	11,000.00	2,602.00	.00	11,000.00	.0%
31331200	531630	CORONER	740.00	1,000.00	1,000.00	380.00	.00	1,000.00	.0%
31331200	533110	R/M EQUIP	5,886.11	6,500.00	6,500.00	4,628.27	.00	6,500.00	.0%
31331200	533140	R/M VEH	77,680.68	66,500.00	71,391.72	56,260.46	.00	80,000.00	20.3%
31331200	533150	R/M RADIOS	4,890.08	7,000.00	7,000.00	2,823.14	.00	8,200.00	17.1%
31331200	533200	M/SC	1,625.82	3,800.00	3,800.00	3,171.40	.00	3,300.00	-13.2%
31331200	533220	M/SC SFTWA	24,482.90	35,000.00	35,000.00	28,413.90	.00	30,000.00	-14.3%
31331200	535000	PRINT/BIND	2,563.85	3,000.00	3,000.00	1,917.50	.00	3,000.00	.0%
31331200	536000	ADVERTISIN	556.12	400.00	400.00	.00	.00	400.00	.0%
31331200	537100	UNIFORMS &	17.94	250.00	250.00	.00	.00	250.00	.0%
31331200	538510	REG TR SCH	18,889.50	19,160.00	19,160.00	19,159.35	.00	19,440.00	1.5%
31331200	552100	POSTAL SER	2,911.79	3,000.00	3,000.00	1,283.68	.00	3,000.00	.0%
31331200	552200	MESSENGER	1,178.71	1,200.00	1,200.00	96.27	.00	1,000.00	-16.7%
31331200	552300	TELECOMMUN	13,285.75	15,000.00	15,000.00	8,674.51	.00	15,000.00	.0%
31331200	552310	MOBILE TEL	27,437.01	29,000.00	29,000.00	18,875.72	.00	31,700.00	9.3%
31331200	553020	FIRE INSUR	63.00	75.00	75.00	71.00	.00	75.00	.0%
31331200	553050	M VEH INS	40,902.00	42,000.00	42,000.00	44,188.50	.00	45,000.00	7.1%
31331200	553060	SURETY BON	643.37	1,050.00	1,050.00	670.07	.00	737.00	-29.8%
31331200	553080	GEN LIAB I	2,572.15	3,075.00	3,075.00	2,008.91	.00	3,182.00	3.5%
31331200	553120	LODA INS	16,405.00	17,457.00	17,457.00	16,995.00	.00	17,610.00	.9%
31331200	555000	TRAVEL EXP	22,628.81	37,000.00	37,000.00	32,395.55	.00	30,000.00	-18.9%
31331200	555400	TRAV CONVE	1,200.00	10,000.00	10,000.00	3,478.79	.00	10,000.00	.0%
31331200	555500	TRAV EXT P	10,783.99	1,000.00	1,000.00	5,901.22	.00	1,000.00	.0%
31331200	558100	DUES & ASS	4,691.00	4,500.00	4,500.00	3,689.25	.00	4,700.00	4.4%

PROJECTION: 20173 HENRY COUNTY 2017 BUDGET FOR PERIOD 13

ACCOUNTS FOR:

GENERAL FUND		2015 ACTUAL	2016 ORIG BUD	2016 REVISED BUD	2016 ACTUAL	2016 PROJECTION	2017 ADMIN	PCT CHANGE
31331200 558510	SMALL TOOL	1,019.89	1,200.00	1,200.00	552.47	.00	1,200.00	.0%
31331200 560010	OFFICE SUP	18,966.64	22,000.00	22,000.00	11,160.02	.00	22,000.00	.0%
31331200 560020	FOOD SUPPL	771.65	2,000.00	2,000.00	191.79	.00	1,500.00	-25.0%
31331200 560040	MEDICAL &	234.38	450.00	450.00	140.98	.00	450.00	.0%
31331200 560050	LAUNDRY, J	866.78	1,500.00	1,500.00	727.09	.00	1,500.00	.0%
31331200 560070	R/M SUPPL	2,745.04	2,000.00	2,000.00	1,069.53	.00	2,000.00	.0%
31331200 560080	VEH FUELS	179,351.97	280,000.00	219,844.00	76,278.47	.00	180,000.00	-35.7%
31331200 560090	VEH SUPPLY	13,290.62	17,000.00	17,000.00	12,226.70	.00	20,000.00	17.6%
31331200 560091	VEH TIRES	28,354.58	23,000.00	23,000.00	11,737.81	.00	23,000.00	.0%
31331200 560100	POL SUPPLY	36,268.07	34,000.00	45,000.00	40,859.31	.00	44,500.00	30.9%
31331200 560110	UNIFORMS	22,288.68	23,000.00	23,000.00	15,196.35	.00	23,000.00	.0%
31331200 560111	UNIF ALLOW	11,250.00	10,800.00	10,800.00	8,200.00	.00	12,600.00	16.7%
31331200 560120	BOOKS/SUBS	8,976.84	9,500.00	9,500.00	10,183.25	.00	11,500.00	21.1%
31331200 560140	OTHER OPER	6,958.61	6,500.00	6,500.00	3,855.74	.00	6,500.00	.0%
31331200 560260	EMER SUPPL	477.65	500.00	500.00	330.10	.00	600.00	20.0%
31331200 560270	POL UCOVER	22,334.54	42,000.00	42,000.00	22,220.47	.00	42,000.00	.0%
31331200 580010	MACH/EQUIP	4,633.56	6,700.00	6,700.00	56.99	.00	7,000.00	4.5%
31331200 580020	FURN/FIXTU	1,388.79	3,000.00	20,856.00	19,407.84	.00	3,000.00	.0%
31331200 580030	COMMUN EQ	15,408.24	6,000.00	6,000.00	6,000.00	.00	6,000.00	.0%
31331200 580050	MOTOR VEH	307,671.97	340,000.00	356,780.12	355,912.38	.00	292,000.00	-14.1%
31331200 580070	ADP EQUIP	48,517.11	3,000.00	4,100.00	2,337.59	.00	3,000.00	.0%
31331200 580200	ADP SOFTWA	6,244.57	1,000.00	250.00	247.59	.00	1,000.00	.0%
31331200 580210	POLICE EQU	40,000.80	20,000.00	94,563.24	77,224.40	.00	30,000.00	50.0%
31331200 594390	EXP - SRO	.00	.00	.00	.00	.00	-182,905.00	.0%
31331200 599040	MATC GRANT	.00	2,000.00	.00	.00	.00	2,000.00	.0%
TOTAL SHERIFF LAW ENFORCEMEN		5,532,331.15	5,942,138.00	6,005,423.08	4,013,781.99	.00	5,737,587.00	-3.4%
31331330 ENFORCE SAFETY EQUIPMENT #1								
31331330 580210	POLICE EQU	3,474.84	.00	8,061.16	7,812.77	.00	.00	.0%
TOTAL ENFORCE SAFETY EQUIPME		3,474.84	.00	8,061.16	7,812.77	.00	.00	.0%
31331340 ENFORCEMENT DUI AND SEATBELT								
31331340 512012	O-T SP#2	.00	.00	10,200.00	.00	.00	.00	.0%
31331340 512013	O-T SP#3	.00	.00	20,400.00	.00	.00	.00	.0%
31331340 555400	TRAV CONVE	.00	.00	1,500.00	.00	.00	.00	.0%
31331340 580210	POLICE EQU	.00	.00	10,932.00	10,782.00	.00	.00	.0%
TOTAL ENFORCEMENT DUI AND SE		.00	.00	43,032.00	10,782.00	.00	.00	.0%
31331341 ENFORCE DUI AND SEATBELT #2								
31331341 512011	O-T SP#1	2,981.22	.00	.00	.00	.00	.00	.0%
31331341 512012	O-T SP#2	1,481.95	.00	.00	486.60	.00	.00	.0%

PROJECTION: 20173 HENRY COUNTY 2017 BUDGET FOR PERIOD 13

ACCOUNTS FOR:

GENERAL FUND		2015 ACTUAL	2016 ORIG BUD	2016 REVISED BUD	2016 ACTUAL	2016 PROJECTION	2017 ADMIN	PCT CHANGE
31331341 512013	O-T SP#3	4,622.71	.00	.00	.00	.00	.00	.0%
31331341 521000	EMPLR FICA	.00	.00	.00	29.91	.00	.00	.0%
31331341 521100	EMPLR MEDI	.00	.00	.00	6.99	.00	.00	.0%
31331341 523000	HOSP/MED	.00	.00	.00	72.57	.00	.00	.0%
31331341 525000	DISAB INS	.00	.00	.00	1.07	.00	.00	.0%
31331341 527000	WORKR COMP	.00	.00	.00	8.48	.00	.00	.0%
31331341 553060	SURETY BON	.00	.00	.00	.15	.00	.00	.0%
31331341 553080	GEN LIAB I	.00	.00	.00	.44	.00	.00	.0%
TOTAL ENFORCE DUI AND SEATBE		9,085.88	.00	.00	606.21	.00	.00	.0%
31331342 ENFORCE DUI AND SEATBELT #3								
31331342 512011	O-T SP#1	1,342.14	.00	12,257.86	2,546.38	.00	.00	.0%
31331342 512012	O-T SP#2	4,784.07	.00	2,287.93	1,013.28	.00	.00	.0%
31331342 512013	O-T SP#3	2,060.89	.00	8,139.11	13,047.64	.00	.00	.0%
31331342 521000	EMPLR FICA	.00	.00	.00	350.98	.00	.00	.0%
31331342 521100	EMPLR MEDI	.00	.00	.00	82.06	.00	.00	.0%
31331342 523000	HOSP/MED	.00	.00	.00	911.25	.00	.00	.0%
31331342 525000	DISAB INS	.00	.00	.00	13.36	.00	.00	.0%
31331342 526000	UNEMPY INS	.00	.00	.00	22.46	.00	.00	.0%
31331342 527000	WORKR COMP	.00	.00	.00	100.41	.00	.00	.0%
31331342 553060	SURETY BON	.00	.00	.00	1.72	.00	.00	.0%
31331342 553080	GEN LIAB I	.00	.00	.00	5.17	.00	.00	.0%
31331342 580210	POLICE EQU	9,864.00	.00	.00	.00	.00	.00	.0%
TOTAL ENFORCE DUI AND SEATBE		18,051.10	.00	22,684.90	18,094.71	.00	.00	.0%
31331350 ENFORCE SAFETY EQUIPMENT #2								
31331350 580210	POLICE EQU	6,166.66	.00	7,303.00	.00	.00	.00	.0%
TOTAL ENFORCE SAFETY EQUIPME		6,166.66	.00	7,303.00	.00	.00	.00	.0%
31331351 ENFORCE SAFETY EQUIPMENT EYE								
31331351 580210	POLICE EQU	831.00	.00	.00	.00	.00	.00	.0%
TOTAL ENFORCE SAFETY EQUIPME		831.00	.00	.00	.00	.00	.00	.0%
31331452 JAG GRANT								
31331452 512000	SAL O-TIME	5,018.91	.00	.00	.00	.00	.00	.0%
31331452 521000	EMPLR FICA	304.29	.00	.00	.00	.00	.00	.0%
31331452 521100	EMPLR MEDI	71.16	.00	.00	.00	.00	.00	.0%
31331452 553060	SURETY BON	1.50	.00	.00	.00	.00	.00	.0%
31331452 553080	GEN LIAB I	4.51	.00	.00	.00	.00	.00	.0%
TOTAL JAG GRANT		5,400.37	.00	.00	.00	.00	.00	.0%
31331453 JAG GRANT #2								
31331453 512000	SAL O-TIME	19,329.29	.00	3,067.71	11,986.77	.00	.00	.0%

PROJECTION: 20173 HENRY COUNTY 2017 BUDGET FOR PERIOD 13

ACCOUNTS FOR:

GENERAL FUND		2015 ACTUAL	2016 ORIG BUD	2016 REVISED BUD	2016 ACTUAL	2016 PROJECTION	2017 ADMIN	PCT CHANGE
31331453 521000	EMPLR FICA	1,169.87	.00	219.13	720.28	.00	.00	.0%
31331453 521100	EMPLR MEDI	273.59	.00	51.41	168.43	.00	.00	.0%
31331453 523000	HOSP/MED	.00	.00	.00	1,265.58	.00	.00	.0%
31331453 525000	DISAB INS	.00	.00	.00	18.63	.00	.00	.0%
31331453 526000	UNEMPY INS	.00	.00	.00	39.68	.00	.00	.0%
31331453 527000	WORKR COMP	.00	.00	.00	155.35	.00	.00	.0%
31331453 553060	SURETY BON	1.38	.00	5.62	3.60	.00	.00	.0%
31331453 553080	GEN LIAB I	14.00	.00	7.00	10.79	.00	.00	.0%
TOTAL JAG GRANT #2		20,788.13	.00	3,350.87	14,369.11	.00	.00	.0%
31331454 JAG GRANT #3								
31331454 512000	SAL O-TIME	.00	.00	20,967.00	.00	.00	.00	.0%
31331454 521000	EMPLR FICA	.00	.00	1,300.00	.00	.00	.00	.0%
31331454 521100	EMPLR MEDI	.00	.00	305.00	.00	.00	.00	.0%
31331454 553060	SURETY BON	.00	.00	7.00	.00	.00	.00	.0%
31331454 553080	GEN LIAB I	.00	.00	19.00	.00	.00	.00	.0%
TOTAL JAG GRANT #3		.00	.00	22,598.00	.00	.00	.00	.0%
31331700 RADIO COMMUNICATION SYSTEM								
31331700 580080	CAP LEASES	711,004.88	.00	.00	.00	.00	.00	.0%
TOTAL RADIO COMMUNICATION SY		711,004.88	.00	.00	.00	.00	.00	.0%
31331750 SCH RESOURCE OFFICE PROG #2								
31331750 511000	SALARY REG	.00	.00	34,329.00	23,231.94	.00	47,394.00	.0%
31331750 521000	EMPLR FICA	.00	.00	2,129.00	1,393.98	.00	2,939.00	.0%
31331750 521100	EMPLR MEDI	.00	.00	498.00	325.98	.00	688.00	.0%
31331750 522100	RET VRS	.00	.00	4,340.00	2,922.60	.00	4,858.00	.0%
31331750 523000	HOSP/MED	.00	.00	7,420.00	3,709.56	.00	7,420.00	.0%
31331750 524100	GLIFE VRS	.00	.00	409.00	276.48	.00	621.00	.0%
31331750 525000	DISAB INS	.00	.00	110.00	54.60	.00	110.00	.0%
31331750 526000	UNEMPY INS	.00	.00	124.00	38.76	.00	124.00	.0%
31331750 527000	WORKR COMP	.00	.00	599.00	405.48	.00	909.00	.0%
31331750 553060	SURETY BON	.00	.00	11.00	6.96	.00	10.00	.0%
31331750 553080	GEN LIAB I	.00	.00	31.00	20.94	.00	43.00	.0%
TOTAL SCH RESOURCE OFFICE PR		.00	.00	50,000.00	32,387.28	.00	65,116.00	.0%
31331751 SCH RESOURCE OFFICER PRG #SCH								
31331751 511000	SALARY REG	117,784.26	126,013.00	126,013.00	85,670.48	.00	.00	-100.0%
31331751 521000	EMPLR FICA	6,482.99	7,815.00	7,815.00	4,715.62	.00	.00	-100.0%
31331751 521100	EMPLR MEDI	1,516.15	1,829.00	1,829.00	1,102.87	.00	.00	-100.0%

PROJECTION: 20173 HENRY COUNTY 2017 BUDGET FOR PERIOD 13

ACCOUNTS FOR:

GENERAL FUND		2015 ACTUAL	2016 ORIG BUD	2016 REVISED BUD	2016 ACTUAL	2016 PROJECTION	2017 ADMIN	PCT CHANGE
31331751 522100	RET VRS	16,952.06	15,854.00	15,854.00	10,777.28	.00	.00	-100.0%
31331751 523000	HOSP/MED	21,261.02	23,012.00	23,012.00	14,934.24	.00	.00	-100.0%
31331751 524100	GLIFE VRS	1,383.61	1,502.00	1,502.00	1,019.52	.00	.00	-100.0%
31331751 525000	DISAB INS	312.99	341.00	341.00	219.79	.00	.00	-100.0%
31331751 526000	UNEMPY INS	382.02	442.00	442.00	106.43	.00	.00	-100.0%
31331751 527000	WORKR COMP	1,733.39	2,160.00	2,160.00	1,495.19	.00	.00	-100.0%
31331751 553060	SURETY BON	25.80	39.00	39.00	25.70	.00	.00	-100.0%
31331751 553080	GEN LIAB I	95.52	115.00	115.00	77.20	.00	.00	-100.0%
31331751 594390	EXP - SRO	.00	.00	.00	.00	.00	182,905.00	.0%
TOTAL SCH RESOURCE OFFICER P		167,929.81	179,122.00	179,122.00	120,144.32	.00	182,905.00	2.1%
31331910 SHER ST FORFEITED ASSET SHARIN								
31331910 555400	TRAV CONVE	.00	.00	5,980.00	5,980.00	.00	.00	.0%
31331910 580050	MOTOR VEH	.00	.00	56,417.00	56,416.76	.00	.00	.0%
31331910 580210	POLICE EQU	.00	.00	11,998.00	9,998.09	.00	.00	.0%
TOTAL SHER ST FORFEITED ASSE		.00	.00	74,395.00	72,394.85	.00	.00	.0%
31331911 ATTY ST FORFEITED ASSET SHARIN								
31331911 555000	TRAVEL EXP	3,551.92	.00	.00	.00	.00	.00	.0%
31331911 580070	ADP EQUIP	3,090.69	.00	.00	.00	.00	.00	.0%
31331911 580200	ADP SOFTWA	337.16	.00	.00	.00	.00	.00	.0%
TOTAL ATTY ST FORFEITED ASSE		6,979.77	.00	.00	.00	.00	.00	.0%
31331912 SHER FED FORFEITED ASSET SHARE								
31331912 580050	MOTOR VEH	75,285.00	.00	4,440.00	4,428.00	.00	.00	.0%
31331912 580210	POLICE EQU	.00	.00	52,275.80	.00	.00	.00	.0%
TOTAL SHER FED FORFEITED ASS		75,285.00	.00	56,715.80	4,428.00	.00	.00	.0%
31331913 ATTY FED FORFEITED ASSET SHARE								
31331913 533230	M/SC COPYR	.00	.00	900.00	900.00	.00	.00	.0%
31331913 555000	TRAVEL EXP	.00	.00	5,341.00	427.30	.00	.00	.0%
31331913 580010	MACH/EQUIP	.00	.00	9,998.00	9,998.00	.00	.00	.0%
TOTAL ATTY FED FORFEITED ASS		.00	.00	16,239.00	11,325.30	.00	.00	.0%
31332400 OTHER FIRE AND RESCUE SERVICES								
31332400 533110	R/M EQUIP	2,387.02	3,000.00	3,000.00	.00	.00	3,000.00	.0%
31332400 533140	R/M VEH	82.95	1,250.00	1,250.00	.00	.00	1,250.00	.0%
31332400 533200	M/SC	4,999.98	5,500.00	5,500.00	5,500.00	.00	5,500.00	.0%
31332400 552200	MESSENGER	.00	50.00	50.00	8.47	.00	50.00	.0%

PROJECTION: 20173 HENRY COUNTY 2017 BUDGET FOR PERIOD 13

ACCOUNTS FOR:

GENERAL FUND		2015 ACTUAL	2016 ORIG BUD	2016 REVISED BUD	2016 ACTUAL	2016 PROJECTION	2017 ADMIN	PCT CHANGE
31332400 553050	M VEH INS	1,409.00	1,600.00	1,600.00	1,431.00	.00	1,600.00	.0%
31332400 553100	VOL A INS	2,794.00	2,600.00	2,794.00	2,794.00	.00	2,900.00	11.5%
31332400 553120	LODA INS	23,450.00	23,357.00	23,163.00	22,576.00	.00	22,890.00	-2.0%
31332400 555400	TRAV CONVE	.00	.00	.00	.00	.00	4,000.00	.0%
31332400 555600	TRAV FIREC	3,665.00	4,000.00	4,000.00	520.00	.00	.00	-100.0%
31332400 556410	FORST FIRE	16,860.87	17,600.00	17,600.00	16,860.87	.00	17,600.00	.0%
31332400 556420	VOL F DEPT	283,184.96	283,185.00	283,185.00	283,184.96	.00	320,000.00	13.0%
31332400 556430	FIRE D FPF	184,370.42	.00	325,465.28	139,881.06	.00	.00	.0%
31332400 556450	R SQD 4LIF	51,971.96	.00	126,927.82	117,227.37	.00	.00	.0%
31332400 556460	1ST RESPON	6,000.00	3,000.00	3,000.00	3,000.00	.00	3,000.00	.0%
31332400 556480	WVA EMS CO	7,518.00	7,518.00	7,518.00	7,518.00	.00	7,518.00	.0%
31332400 556740	PSA FIRE P	406,800.00	406,800.00	406,800.00	305,100.00	.00	406,800.00	.0%
31332400 558480	RECOGNITIO	7,408.86	7,000.00	7,000.00	.00	.00	9,000.00	28.6%
31332400 560070	R/M SUPPL	1,270.12	250.00	250.00	34.95	.00	250.00	.0%
31332400 560080	VEH FUELS	248.34	300.00	300.00	114.43	.00	300.00	.0%
31332400 560090	VEH SUPPLY	59.36	150.00	150.00	.00	.00	150.00	.0%
31332400 560310	TRAIN SUPL	3,589.58	4,000.00	4,000.00	1,675.00	.00	.00	-100.0%
31332400 560320	RECRU SUPL	5,401.59	4,000.00	4,000.00	.00	.00	.00	-100.0%
31332400 580010	MACH/EQUIP	.00	1,750.00	1,750.00	235.00	.00	1,000.00	-42.9%
31332400 580011	MACH FIRE	175,000.00	175,000.00	175,000.00	175,000.00	.00	175,000.00	.0%
31332400 580070	ADP EQUIP	28,585.05	.00	.00	.00	.00	.00	.0%
TOTAL OTHER FIRE AND RESCUE		1,217,057.06	951,910.00	1,404,303.10	1,082,661.11	.00	981,808.00	3.1%
31332500 EMERGENCY SERVICES TRAINING								
31332500 511000	SALARY REG	104,134.46	111,460.00	111,460.00	66,361.96	.00	146,734.00	31.6%
31332500 513000	P-TIME SAL	.00	.00	5,376.77	1,807.08	.00	.00	.0%
31332500 521000	EMPLR FICA	6,381.67	6,911.00	7,244.94	4,198.46	.00	9,098.00	31.6%
31332500 521100	EMPLR MEDI	1,492.59	1,617.00	1,695.28	981.89	.00	2,128.00	31.6%
31332500 522100	RET VRS	14,956.14	14,091.00	14,091.00	8,362.18	.00	15,145.00	7.5%
31332500 523000	HOSP/MED	14,219.98	14,840.00	14,840.00	9,273.90	.00	22,260.00	50.0%
31332500 524100	GLIFE VRS	1,215.68	1,327.00	1,327.00	787.20	.00	1,923.00	44.9%
31332500 525000	DISAB INS	209.30	220.00	220.00	136.50	.00	330.00	50.0%
31332500 526000	UNEMPY INS	246.40	284.00	326.00	99.88	.00	372.00	31.0%
31332500 527000	WORKR COMP	3,609.45	5,053.00	5,167.00	2,906.59	.00	6,872.00	36.0%
31332500 531100	PROF HEALT	590.00	620.00	620.00	.00	.00	1,200.00	93.5%
31332500 531600	PROF OTHER	180.00	.00	.00	.00	.00	2,000.00	.0%
31332500 533110	R/M EQUIP	348.93	500.00	.00	.00	.00	500.00	.0%
31332500 533140	R/M VEH	1,341.92	2,000.00	1,212.00	1,068.37	.00	3,750.00	87.5%
31332500 533150	R/M RADIOS	150.00	150.00	150.00	.00	.00	225.00	50.0%
31332500 533200	M/SC	2,132.95	5,000.00	5,000.00	3,494.76	.00	.00	-100.0%
31332500 535000	PRINT/BIND	150.00	150.00	150.00	102.00	.00	150.00	.0%
31332500 537100	UNIFORMS &	142.00	.00	450.00	432.00	.00	625.00	.0%
31332500 539080	CONTR CUST	951.93	1,000.00	1,000.00	.00	.00	1,000.00	.0%

PROJECTION: 20173 HENRY COUNTY 2017 BUDGET FOR PERIOD 13

ACCOUNTS FOR:

GENERAL FUND		2015 ACTUAL	2016 ORIG BUD	2016 REVISED BUD	2016 ACTUAL	2016 PROJECTION	2017 ADMIN	PCT CHANGE
31332500 552100	POSTAL SER	187.80	200.00	2,800.00	2,766.40	.00	200.00	.0%
31332500 552200	MESSENGER	29.14	150.00	150.00	8.43	.00	150.00	.0%
31332500 552300	TELECOMMUN	641.36	750.00	750.00	375.71	.00	1,000.00	33.3%
31332500 552310	MOBILE TEL	1,484.97	1,400.00	911.00	711.04	.00	1,950.00	39.3%
31332500 552400	INTERNET	305.90	300.00	300.00	199.58	.00	300.00	.0%
31332500 553050	M VEH INS	835.00	900.00	1,688.00	1,687.00	.00	1,350.00	50.0%
31332500 553060	SURETY BON	21.88	34.00	35.00	20.36	.00	32.00	-5.9%
31332500 553070	PUBLIC OFF	125.87	157.00	161.00	95.65	.00	192.00	22.3%
31332500 553080	GEN LIAB I	89.60	101.00	104.00	61.42	.00	133.00	31.7%
31332500 553120	LODA INS	440.00	462.00	462.00	450.00	.00	690.00	49.4%
31332500 554100	LEASE EQ	99.00	150.00	150.00	81.00	.00	150.00	.0%
31332500 555000	TRAVEL EXP	660.08	2,000.00	4,200.00	3,242.58	.00	3,000.00	50.0%
31332500 555400	TRAV CONVE	2,880.00	3,000.00	400.00	250.00	.00	4,000.00	33.3%
31332500 558100	DUES & ASS	140.00	250.00	250.00	220.00	.00	500.00	100.0%
31332500 558480	RECOGNITIO	338.69	500.00	500.00	.00	.00	500.00	.0%
31332500 560010	OFFICE SUP	1,377.17	1,500.00	1,500.00	1,266.48	.00	1,500.00	.0%
31332500 560020	FOOD SUPPL	1,346.15	1,250.00	1,250.00	937.86	.00	1,250.00	.0%
31332500 560050	LAUNDRY, J	781.95	1,200.00	750.00	288.32	.00	1,200.00	.0%
31332500 560070	R/M SUPPL	155.08	300.00	220.00	178.12	.00	300.00	.0%
31332500 560080	VEH FUELS	4,428.47	6,500.00	3,623.00	2,503.36	.00	5,400.00	-16.9%
31332500 560090	VEH SUPPLY	185.22	200.00	200.00	.00	.00	200.00	.0%
31332500 560110	UNIFORMS	903.80	1,200.00	1,553.20	1,077.52	.00	1,800.00	50.0%
31332500 560120	BOOKS/SUBS	154.00	200.00	297.00	296.06	.00	5,000.00	2400.0%
31332500 560140	OTHER OPER	1,066.42	1,000.00	1,000.00	901.12	.00	1,500.00	50.0%
31332500 560310	TRAIN SUPL	7,445.14	7,500.00	7,358.00	464.91	.00	12,500.00	66.7%
31332500 560320	RECRU SUPL	1,488.00	1,500.00	1,500.00	1,036.00	.00	5,500.00	266.7%
31332500 580010	MACH/EQUIP	2,145.54	4,000.00	4,580.00	4,579.35	.00	4,000.00	.0%
31332500 580020	FURN/FIXTU	1,878.95	2,000.00	2,000.00	47.48	.00	2,000.00	.0%
31332500 580030	COMMUN EQ	.00	.00	489.00	488.92	.00	.00	.0%
31332500 580050	MOTOR VEH	.00	100.00	777.00	776.38	.00	250.00	150.0%
31332500 580070	ADP EQUIP	.00	.00	45.00	44.99	.00	.00	.0%
TOTAL EMERGENCY SERVICES TRA		184,088.58	204,027.00	210,333.19	125,068.81	.00	270,859.00	32.8%
31332510 EMERGENCY SERVICES OPERATIONS								
31332510 511000	SALARY REG	333,924.97	341,128.00	341,128.00	251,515.92	.00	795,214.00	133.1%
31332510 512000	SAL O-TIME	30,118.05	35,000.00	35,000.00	18,492.87	.00	70,000.00	100.0%
31332510 513000	P-TIME SAL	106,311.28	120,000.00	120,000.00	85,807.69	.00	130,000.00	8.3%
31332510 521000	EMPLR FICA	28,464.46	30,767.00	30,767.00	22,139.51	.00	61,713.00	100.6%
31332510 521100	EMPLR MEDI	6,657.01	7,207.00	7,207.00	5,177.82	.00	14,442.00	100.4%
31332510 522100	RET VRS	44,778.64	43,127.00	43,127.00	30,851.32	.00	82,090.00	90.3%
31332510 523000	HOSP/MED	73,583.54	74,200.00	74,200.00	50,697.32	.00	170,660.00	130.0%
31332510 524100	GLIFE VRS	3,878.76	4,061.00	4,061.00	2,904.96	.00	10,432.00	156.9%
31332510 525000	DISAB INS	1,073.88	1,100.00	1,100.00	652.52	.00	2,866.00	160.5%

PROJECTION: 20173 HENRY COUNTY 2017 BUDGET FOR PERIOD 13

ACCOUNTS FOR:

GENERAL FUND		2015 ACTUAL	2016 ORIG BUD	2016 REVISED BUD	2016 ACTUAL	2016 PROJECTION	2017 ADMIN	PCT CHANGE
31332510 526000	UNEMPY INS	2,683.30	3,337.00	3,337.00	1,147.34	.00	4,836.00	44.9%
31332510 527000	WORKR COMP	15,266.13	20,911.00	20,911.00	14,524.38	.00	41,957.00	100.6%
31332510 531100	PROF HEALT	7,829.65	9,100.00	9,100.00	.00	.00	12,000.00	31.9%
31332510 531600	PROF OTHER	31,670.97	28,000.00	28,000.00	19,252.55	.00	35,000.00	25.0%
31332510 531680	PROF RESC	84,245.56	100,000.00	100,000.00	36,179.54	.00	80,000.00	-20.0%
31332510 533110	R/M EQUIP	830.66	1,000.00	1,000.00	257.80	.00	1,000.00	.0%
31332510 533140	R/M VEH	26,589.30	17,500.00	21,549.45	19,367.55	.00	28,000.00	60.0%
31332510 533150	R/M RADIOS	493.00	1,000.00	1,075.00	1,074.53	.00	1,000.00	.0%
31332510 533200	M/SC	3,747.16	4,000.00	4,000.00	4,000.00	.00	9,000.00	125.0%
31332510 539500	DEBT COLLE	403.51	500.00	500.00	327.87	.00	750.00	50.0%
31332510 552200	MESSENGER	21.28	50.00	50.00	.00	.00	50.00	.0%
31332510 552310	MOBILE TEL	1,751.84	2,000.00	2,000.00	1,272.22	.00	2,800.00	40.0%
31332510 553050	M VEH INS	1,258.00	2,500.00	2,500.00	2,257.50	.00	3,150.00	26.0%
31332510 553060	SURETY BON	94.69	159.00	159.00	108.42	.00	215.00	35.2%
31332510 553070	PUBLIC OFF	541.05	706.00	706.00	506.54	.00	1,313.00	86.0%
31332510 553080	GEN LIAB I	395.12	462.00	462.00	325.94	.00	916.00	98.3%
31332510 553120	LODA INS	5,500.00	5,775.00	5,775.00	5,625.00	.00	5,750.00	-.4%
31332510 555000	TRAVEL EXP	422.62	1,000.00	1,122.00	1,121.58	.00	2,500.00	150.0%
31332510 560010	OFFICE SUP	838.34	1,000.00	1,000.00	849.85	.00	1,000.00	.0%
31332510 560050	LAUNDRY, J	52.85	100.00	100.00	.00	.00	150.00	50.0%
31332510 560070	R/M SUPPL	439.19	500.00	1,190.00	971.89	.00	1,200.00	140.0%
31332510 560080	VEH FUELS	31,063.81	50,000.00	46,483.00	12,238.81	.00	32,500.00	-35.0%
31332510 560090	VEH SUPPLY	2,447.25	2,000.00	2,000.00	1,540.93	.00	3,000.00	50.0%
31332510 560110	UNIFORMS	10,835.28	16,000.00	16,000.00	10,273.47	.00	16,000.00	.0%
31332510 560120	BOOKS/SUBS	4,725.00	5,000.00	5,000.00	3,885.46	.00	1,000.00	-80.0%
31332510 560140	OTHER OPER	7,794.11	10,000.00	13,320.00	13,525.49	.00	15,000.00	50.0%
31332510 580010	MACH/EQUIP	20,779.65	8,000.00	51,728.00	46,941.58	.00	10,000.00	25.0%
31332510 580020	FURN/FIXTU	139.00	.00	.00	.00	.00	.00	.0%
31332510 580030	COMMUN EQ	.00	.00	.00	.00	.00	10,000.00	.0%
31332510 580050	MOTOR VEH	84,088.68	100,000.00	171,557.00	171,373.45	.00	110,000.00	10.0%
31332510 580070	ADP EQUIP	34.99	1,600.00	1,600.00	1,276.45	.00	3,000.00	87.5%
31332510 580200	ADP SOFTWA	.00	.00	.00	.00	.00	750.00	.0%
TOTAL EMERGENCY SERVICES OPE		975,772.58	1,048,790.00	1,168,814.45	838,466.07	.00	1,771,254.00	68.9%
31332550 PS - FEMA "SAFER" GRANT								
31332550 511000	SALARY REG	404,035.07	105,000.00	486,972.37	296,430.37	.00	.00	-100.0%
31332550 512000	SAL O-TIME	33,850.37	16,500.00	-25,867.09	23,809.67	.00	.00	-100.0%
31332550 521000	EMPLR FICA	26,634.47	7,533.00	29,231.53	19,469.37	.00	.00	-100.0%
31332550 521100	EMPLR MEDI	6,229.24	1,762.00	6,850.92	4,553.24	.00	.00	-100.0%
31332550 522100	RET VRS	50,003.00	13,272.00	92,700.02	37,022.16	.00	.00	-100.0%
31332550 523000	HOSP/MED	95,819.70	24,114.00	69,726.83	61,826.00	.00	.00	-100.0%
31332550 524100	GLIFE VRS	4,708.50	1,250.00	5,907.96	3,485.84	.00	.00	-100.0%
31332550 525000	DISAB INS	1,338.26	345.00	1,411.96	905.56	.00	.00	-100.0%

PROJECTION: 20173 HENRY COUNTY 2017 BUDGET FOR PERIOD 13

ACCOUNTS FOR:

GENERAL FUND		2015 ACTUAL	2016 ORIG BUD	2016 REVISED BUD	2016 ACTUAL	2016 PROJECTION	2017 ADMIN	PCT CHANGE
31332550 526000	UNEMPY INS	1,670.30	1,100.00	1,363.58	498.40	.00	.00	-100.0%
31332550 527000	WORKR COMP	15,738.15	4,350.00	14,302.29	12,316.60	.00	.00	-100.0%
31332550 553060	SURETY BON	97.64	45.00	219.52	96.06	.00	.00	-100.0%
31332550 553070	PUBLIC OFF	526.25	225.00	950.77	448.39	.00	.00	-100.0%
31332550 553080	GEN LIAB I	373.51	120.00	564.46	288.53	.00	.00	-100.0%
TOTAL PS - FEMA "SAFER" GRAN		641,024.46	175,616.00	684,335.12	461,150.19	.00	.00	-100.0%
31332712 EMS 1-TIME GRANT EYE 2								
31332712 580050	MOTOR VEH	.00	.00	151,516.00	151,516.00	.00	.00	.0%
TOTAL EMS 1-TIME GRANT EYE 2		.00	.00	151,516.00	151,516.00	.00	.00	.0%
31332810 VDFP MINI GRANT #2								
31332810 533120	R/M BUILD	.00	.00	2,093.00	2,093.00	.00	.00	.0%
31332810 580070	ADP EQUIP	.00	.00	5,600.00	.00	.00	.00	.0%
TOTAL VDFP MINI GRANT #2		.00	.00	7,693.00	2,093.00	.00	.00	.0%
31333100 SHERIFF CORRECTION & DETENTION								
31333100 511000	SALARY REG	1,449,956.47	1,443,557.00	1,443,557.00	971,286.90	.00	1,538,608.00	6.6%
31333100 512000	SAL O-TIME	10,730.04	10,000.00	10,000.00	2,615.93	.00	10,000.00	.0%
31333100 512020	SAL OT CAN	4,714.39	5,000.00	5,000.00	2,840.67	.00	5,000.00	.0%
31333100 513000	P-TIME SAL	16,184.30	20,000.00	20,000.00	6,228.75	.00	25,000.00	25.0%
31333100 521000	EMPLR FICA	90,089.63	91,694.00	91,694.00	59,928.07	.00	97,898.00	6.8%
31333100 521100	EMPLR MEDI	21,069.59	21,466.00	21,466.00	14,015.34	.00	22,914.00	6.7%
31333100 522100	RET VRS	191,481.94	181,618.00	181,618.00	121,180.97	.00	161,358.00	-11.2%
31333100 523000	HOSP/MED	299,450.62	284,928.00	284,928.00	193,639.00	.00	292,348.00	2.6%
31333100 524100	GLIFE VRS	16,799.70	17,190.00	17,190.00	11,463.22	.00	20,172.00	17.3%
31333100 525000	DISAB INS	4,367.10	4,207.00	4,207.00	2,838.76	.00	4,321.00	2.7%
31333100 526000	UNEMPY INS	7,140.01	5,897.00	5,897.00	1,908.38	.00	5,274.00	-10.6%
31333100 527000	WORKR COMP	18,302.32	23,668.00	23,668.00	16,134.13	.00	28,358.00	19.8%
31333100 531100	PROF HEALT	34,305.60	90,000.00	90,000.00	62,155.51	.00	100,000.00	11.1%
31333100 531600	PROF OTHER	1,469.58	3,000.00	3,000.00	1,004.94	.00	2,500.00	-16.7%
31333100 533110	R/M EQUIP	8,307.49	8,000.00	8,000.00	7,124.21	.00	12,000.00	50.0%
31333100 533140	R/M VEH	6,023.56	6,000.00	6,000.00	3,594.48	.00	6,000.00	.0%
31333100 533150	R/M RADIOS	863.00	2,000.00	2,000.00	727.62	.00	2,000.00	.0%
31333100 533200	M/SC	1,861.29	3,000.00	3,000.00	2,420.00	.00	2,000.00	-33.3%
31333100 533220	M/SC SFTWA	5,935.40	7,500.00	7,500.00	5,255.40	.00	6,500.00	-13.3%
31333100 535000	PRINT/BIND	3,187.00	3,000.00	3,000.00	923.50	.00	3,000.00	.0%
31333100 537100	UNIFORMS &	.00	150.00	150.00	.00	.00	150.00	.0%
31333100 538510	REG TR SCH	8,095.50	9,175.00	9,175.00	9,174.90	.00	9,175.00	.0%
31333100 538530	HSE INMATE	151,260.00	75,000.00	75,000.00	83,840.00	.00	75,000.00	.0%
31333100 551510	FUEL (EMER	.00	100.00	100.00	.00	.00	100.00	.0%

PROJECTION: 20173 HENRY COUNTY 2017 BUDGET FOR PERIOD 13

ACCOUNTS FOR:

GENERAL FUND		2015 ACTUAL	2016 ORIG BUD	2016 REVISED BUD	2016 ACTUAL	2016 PROJECTION	2017 ADMIN	PCT CHANGE
31333100 552100	POSTAL SER	653.00	1,300.00	1,300.00	186.00	.00	750.00	-42.3%
31333100 552101	POST INMAT	6,790.92	8,000.00	8,000.00	1,890.92	.00	8,000.00	.0%
31333100 552200	MESSENGER	26.83	250.00	250.00	.00	.00	250.00	.0%
31333100 552300	TELECOMMUN	6,911.83	8,500.00	8,500.00	4,060.30	.00	7,000.00	-17.6%
31333100 552310	MOBILE TEL	2,106.80	2,600.00	2,600.00	1,407.00	.00	2,600.00	.0%
31333100 553050	M VEH INS	2,504.00	3,570.00	3,570.00	2,533.00	.00	3,570.00	.0%
31333100 553060	SURETY BON	289.93	472.00	472.00	295.68	.00	344.00	-27.1%
31333100 553080	GEN LIAB I	1,179.46	1,358.00	1,358.00	885.94	.00	1,434.00	5.6%
31333100 553120	LODA INS	7,260.00	8,316.00	8,316.00	8,100.00	.00	8,280.00	-.4%
31333100 555000	TRAVEL EXP	1,156.90	2,000.00	2,000.00	3,477.51	.00	4,000.00	100.0%
31333100 558100	DUES & ASS	890.00	1,300.00	1,300.00	1,020.00	.00	1,300.00	.0%
31333100 560010	OFFICE SUP	9,921.49	12,000.00	12,000.00	5,366.36	.00	12,000.00	.0%
31333100 560020	FOOD SUPPL	254,094.90	275,000.00	275,000.00	268,555.02	.00	275,000.00	.0%
31333100 560040	MEDICAL &	42,007.23	40,000.00	40,000.00	31,032.53	.00	40,000.00	.0%
31333100 560050	LAUNDRY, J	33,301.61	40,000.00	40,000.00	24,276.23	.00	40,000.00	.0%
31333100 560060	LINEN SUPP	8,968.83	16,000.00	16,000.00	9,770.42	.00	18,000.00	12.5%
31333100 560070	R/M SUPPL	2,570.12	3,500.00	3,500.00	4,160.01	.00	5,000.00	42.9%
31333100 560080	VEH FUELS	5,441.55	8,000.00	7,050.00	1,933.46	.00	5,500.00	-31.3%
31333100 560090	VEH SUPPLY	54.00	1,000.00	1,000.00	210.00	.00	1,000.00	.0%
31333100 560091	VEH TIRES	2,258.99	3,000.00	3,000.00	1,401.12	.00	3,000.00	.0%
31333100 560100	POL SUPPLY	5,029.47	4,800.00	4,800.00	3,275.93	.00	5,000.00	4.2%
31333100 560110	UNIFORMS	17,130.41	16,000.00	16,000.00	9,416.34	.00	16,000.00	.0%
31333100 560120	BOOKS/SUBS	610.18	600.00	600.00	152.70	.00	600.00	.0%
31333100 560130	EDUC/RECRE	435.72	750.00	750.00	464.88	.00	750.00	.0%
31333100 560170	WEARING AP	4,652.48	6,000.00	6,000.00	3,834.40	.00	6,000.00	.0%
31333100 560260	EMER SUPPL	.00	1,000.00	1,000.00	179.90	.00	1,000.00	.0%
31333100 560280	KITCHEN SU	11,100.71	17,000.00	17,000.00	10,929.15	.00	17,000.00	.0%
31333100 560290	PERS SUPPL	5,095.53	7,000.00	7,000.00	4,860.81	.00	7,000.00	.0%
31333100 580010	MACH/EQUIP	2,790.99	5,000.00	5,000.00	2,910.71	.00	5,000.00	.0%
31333100 580020	FURN/FIXTU	861.90	3,000.00	3,000.00	2,686.38	.00	12,000.00	300.0%
31333100 580030	COMMUN EQ	.00	8,000.00	8,000.00	6,492.48	.00	8,000.00	.0%
31333100 580050	MOTOR VEH	.00	34,000.00	34,950.00	34,450.56	.00	36,500.00	7.4%
31333100 580070	ADP EQUIP	128.93	4,800.00	4,800.00	3,553.46	.00	2,400.00	-50.0%
31333100 580200	ADP SOFTWA	446.22	100.00	100.00	100.00	.00	200.00	100.0%
31333100 580210	POLICE EQU	3,109.96	2,200.00	10,627.44	9,163.44	.00	6,500.00	195.5%
TOTAL SHERIFF CORRECTION & D		2,791,375.42	2,862,566.00	2,870,993.44	2,043,333.32	.00	2,990,654.00	4.5%
31333110 SHERIFF ELECTRONIC MONITORING								
31333110 531600	PROF OTHER	.00	1,000.00	1,000.00	973.32	.00	1,500.00	50.0%
31333110 533110	R/M EQUIP	-60.00	1,200.00	1,200.00	60.00	.00	1,200.00	.0%
31333110 553020	FIRE INSUR	26.00	26.00	26.00	26.00	.00	26.00	.0%
31333110 554100	LEASE EQ	9,821.85	8,000.00	26,000.00	25,784.80	.00	40,000.00	400.0%
TOTAL SHERIFF ELECTRONIC MON		9,787.85	10,226.00	28,226.00	26,844.12	.00	42,726.00	317.8%
31333310 JUVENILE PROBATION OFFICE								
31333310 533110	R/M EQUIP	.00	50.00	18.00	17.75	.00	50.00	.0%

PROJECTION: 20173 HENRY COUNTY 2017 BUDGET FOR PERIOD 13

ACCOUNTS FOR:

GENERAL FUND		2015 ACTUAL	2016 ORIG BUD	2016 REVISED BUD	2016 ACTUAL	2016 PROJECTION	2017 ADMIN	PCT CHANGE
31333310 538540	HSE JUVENI	244,423.93	322,000.00	322,000.00	131,696.23	.00	322,000.00	.0%
31333310 552300	TELECOMMUN	2,323.01	2,700.00	2,700.00	1,594.01	.00	2,700.00	.0%
31333310 555000	TRAVEL EXP	379.99	250.00	56.00	56.00	.00	250.00	.0%
31333310 558100	DUES & ASS	.00	450.00	40.00	40.00	.00	450.00	.0%
31333310 560010	OFFICE SUP	79.61	250.00	250.00	.00	.00	250.00	.0%
31333310 580020	FURN/FIXTU	939.60	400.00	1,036.00	.00	.00	1,000.00	150.0%
TOTAL JUVENILE PROBATION OFF		248,146.14	326,100.00	326,100.00	133,403.99	.00	326,700.00	.2%
31333410 SCAAP GRANT AWARD #1								
31333410 555400	TRAV CONVE	.00	.00	.50	.00	.00	.00	.0%
31333410 580010	MACH/EQUIP	3,166.36	.00	76.43	.00	.00	.00	.0%
31333410 580020	FURN/FIXTU	.00	.00	59.87	.00	.00	.00	.0%
31333410 580070	ADP EQUIP	2,414.07	.00	1,365.66	.00	.00	.00	.0%
31333410 580200	ADP SOFTWA	.00	.00	2,000.00	.00	.00	.00	.0%
TOTAL SCAAP GRANT AWARD #1		5,580.43	.00	3,502.46	.00	.00	.00	.0%
31333411 SCAAP GRANT AWARD #2								
31333411 555400	TRAV CONVE	.00	.00	2,000.00	.00	.00	.00	.0%
31333411 580010	MACH/EQUIP	.00	.00	10,059.00	1,990.00	.00	.00	.0%
TOTAL SCAAP GRANT AWARD #2		.00	.00	12,059.00	1,990.00	.00	.00	.0%
31334410 CODE ENFORCEMENT								
31334410 511000	SALARY REG	220,368.81	226,081.00	226,081.00	160,997.09	.00	235,493.00	4.2%
31334410 521000	EMPLR FICA	13,656.02	14,019.00	14,019.00	10,018.28	.00	14,603.00	4.2%
31334410 521100	EMPLR MEDI	3,193.84	3,280.00	3,280.00	2,342.93	.00	3,417.00	4.2%
31334410 522100	RET VRS	31,682.88	28,454.00	28,454.00	20,151.46	.00	24,046.00	-15.5%
31334410 523000	HOSP/MED	37,095.60	37,100.00	37,100.00	24,730.40	.00	37,100.00	.0%
31334410 524100	GLIFE VRS	2,575.44	2,681.00	2,681.00	1,897.20	.00	3,055.00	14.0%
31334410 525000	DISAB INS	538.08	546.00	546.00	365.83	.00	550.00	.7%
31334410 526000	UNEMPY INS	616.00	710.00	710.00	188.15	.00	620.00	-12.7%
31334410 527000	WORKR COMP	2,651.00	3,511.00	3,511.00	2,343.73	.00	3,737.00	6.4%
31334410 533110	R/M EQUIP	.00	200.00	200.00	.00	.00	200.00	.0%
31334410 533140	R/M VEH	379.00	2,500.00	2,500.00	1,340.83	.00	2,500.00	.0%
31334410 533220	M/SC SFTWA	2,800.00	2,800.00	5,600.00	2,800.00	.00	2,800.00	.0%
31334410 535000	PRINT/BIND	37.00	500.00	290.00	.00	.00	500.00	.0%
31334410 537100	UNIFORMS &	822.81	1,400.00	1,440.00	959.40	.00	1,400.00	.0%
31334410 539160	CONTR DEMO	25,973.76	.00	49,614.76	8,887.34	.00	.00	.0%
31334410 544000	PRINT SHOP	348.00	348.00	348.00	232.00	.00	348.00	.0%
31334410 552100	POSTAL SER	287.79	300.00	300.00	.00	.00	300.00	.0%
31334410 552300	TELECOMMUN	1,356.25	1,500.00	1,500.00	936.61	.00	1,500.00	.0%
31334410 552310	MOBILE TEL	100.69	120.00	120.00	15.25	.00	120.00	.0%

PROJECTION: 20173 HENRY COUNTY 2017 BUDGET FOR PERIOD 13

ACCOUNTS FOR:

GENERAL FUND		2015 ACTUAL	2016 ORIG BUD	2016 REVISED BUD	2016 ACTUAL	2016 PROJECTION	2017 ADMIN	PCT CHANGE
31334410 553050	M VEH INS	1,252.00	1,300.00	1,300.00	1,267.00	.00	1,300.00	.0%
31334410 553060	SURETY BON	44.52	71.00	71.00	49.15	.00	50.00	-29.6%
31334410 553070	PUBLIC OFF	256.25	320.00	320.00	229.13	.00	308.00	-3.8%
31334410 553080	GEN LIAB I	187.10	206.00	206.00	147.11	.00	214.00	3.9%
31334410 555000	TRAVEL EXP	489.95	1,000.00	1,000.00	116.00	.00	1,000.00	.0%
31334410 558100	DUES & ASS	242.00	250.00	270.00	160.00	.00	480.00	92.0%
31334410 558510	SMALL TOOL	.00	100.00	100.00	.00	.00	100.00	.0%
31334410 560010	OFFICE SUP	673.14	750.00	750.00	-8.35	.00	750.00	.0%
31334410 560080	VEH FUELS	6,961.65	10,000.00	10,000.00	2,871.73	.00	8,000.00	-20.0%
31334410 560120	BOOKS/SUBS	1,723.73	600.00	600.00	569.74	.00	600.00	.0%
31334410 580020	FURN/FIXTU	139.30	.00	150.00	149.99	.00	.00	.0%
31334410 580070	ADP EQUIP	829.00	.00	.00	.00	.00	.00	.0%
TOTAL CODE ENFORCEMENT		357,281.61	340,647.00	393,061.76	243,758.00	.00	345,091.00	1.3%
31334420 FIRE PREVENTION								
31334420 511000	SALARY REG	177,245.24	181,951.00	181,951.00	130,130.23	.00	107,662.00	-40.8%
31334420 513000	P-TIME SAL	.00	.00	1,900.00	1,900.00	.00	.00	.0%
31334420 521000	EMPLR FICA	10,758.62	11,283.00	11,383.00	8,055.08	.00	6,676.00	-40.8%
31334420 521100	EMPLR MEDI	2,516.09	2,639.00	2,739.00	1,883.76	.00	1,562.00	-40.8%
31334420 522100	RET VRS	24,761.28	23,003.00	23,003.00	16,290.42	.00	11,112.00	-51.7%
31334420 523000	HOSP/MED	29,676.48	29,680.00	29,680.00	19,784.32	.00	14,840.00	-50.0%
31334420 524100	GLIFE VRS	2,081.76	2,167.00	2,167.00	1,533.74	.00	1,412.00	-34.8%
31334420 525000	DISAB INS	436.80	440.00	440.00	291.20	.00	220.00	-50.0%
31334420 526000	UNEMPY INS	492.80	568.00	568.00	153.55	.00	248.00	-56.3%
31334420 527000	WORKR COMP	5,091.69	6,823.00	6,823.00	4,686.05	.00	5,042.00	-26.1%
31334420 531100	PROF HEALT	590.00	930.00	630.00	.00	.00	800.00	-14.0%
31334420 533110	R/M EQUIP	862.97	550.00	150.00	45.00	.00	500.00	-9.1%
31334420 533140	R/M VEH	1,424.67	4,000.00	3,000.00	1,379.61	.00	2,500.00	-37.5%
31334420 533150	R/M RADIOS	150.00	150.00	50.00	.00	.00	100.00	-33.3%
31334420 535000	PRINT/BIND	96.00	100.00	105.00	102.00	.00	100.00	.0%
31334420 552100	POSTAL SER	187.80	200.00	200.00	.00	.00	200.00	.0%
31334420 552200	MESSENGER	211.45	200.00	200.00	97.90	.00	200.00	.0%
31334420 552300	TELECOMMUN	791.90	900.00	900.00	508.46	.00	600.00	-33.3%
31334420 552310	MOBILE TEL	1,734.35	1,500.00	1,500.00	997.37	.00	1,250.00	-16.7%
31334420 553050	M VEH INS	1,669.00	1,800.00	1,800.00	1,689.00	.00	1,350.00	-25.0%
31334420 553060	SURETY BON	35.52	56.00	156.00	39.54	.00	22.00	-60.7%
31334420 553070	PUBLIC OFF	204.41	256.00	356.00	185.39	.00	141.00	-44.9%
31334420 553080	GEN LIAB I	149.12	164.00	264.00	119.28	.00	98.00	-40.2%
31334420 553120	LODA INS	660.00	693.00	693.00	675.00	.00	460.00	-33.6%
31334420 555000	TRAVEL EXP	2,847.91	3,000.00	2,500.00	1,472.81	.00	2,000.00	-33.3%
31334420 555400	TRAV CONVE	.00	750.00	750.00	.00	.00	.00	-100.0%
31334420 558100	DUES & ASS	150.00	500.00	500.00	290.00	.00	350.00	-30.0%
31334420 558510	SMALL TOOL	.00	200.00	220.00	219.97	.00	200.00	.0%

PROJECTION: 20173 HENRY COUNTY 2017 BUDGET FOR PERIOD 13

ACCOUNTS FOR:

GENERAL FUND		2015 ACTUAL	2016 ORIG BUD	2016 REVISED BUD	2016 ACTUAL	2016 PROJECTION	2017 ADMIN	PCT CHANGE
31334420 560010	OFFICE SUP	1,029.95	1,000.00	1,425.00	1,310.53	.00	1,000.00	.0%
31334420 560080	VEH FUELS	5,701.22	9,000.00	7,190.00	2,420.97	.00	4,500.00	-50.0%
31334420 560090	VEH SUPPLY	224.62	200.00	600.00	581.90	.00	200.00	.0%
31334420 560100	POL SUPPLY	701.97	800.00	835.00	832.04	.00	800.00	.0%
31334420 560110	UNIFORMS	1,260.53	1,800.00	2,193.75	1,141.32	.00	1,200.00	-33.3%
31334420 560120	BOOKS/SUBS	1,675.45	1,600.00	1,800.00	1,798.98	.00	1,600.00	.0%
31334420 560140	OTHER OPER	.00	.00	.00	.00	.00	2,000.00	.0%
31334420 560310	TRAIN SUPL	952.00	1,500.00	1,500.00	1,498.00	.00	.00	-100.0%
31334420 580010	MACH/EQUIP	5,617.60	1,500.00	1,706.00	1,042.89	.00	1,000.00	-33.3%
31334420 580070	ADP EQUIP	.00	.00	287.00	.00	.00	.00	.0%
31334420 580200	ADP SOFTWA	.00	.00	338.00	.00	.00	.00	.0%
TOTAL FIRE PREVENTION		281,989.20	291,903.00	292,502.75	203,156.31	.00	171,945.00	-41.1%
31335100 ANIMAL CONTROL								
31335100 511000	SALARY REG	88,331.48	90,732.00	90,732.00	60,486.96	.00	92,546.00	2.0%
31335100 512000	SAL O-TIME	1,691.61	4,000.00	4,000.00	.00	.00	3,000.00	-25.0%
31335100 513000	P-TIME SAL	1,542.00	.00	.00	.00	.00	.00	.0%
31335100 521000	EMPLR FICA	5,715.12	5,874.00	5,874.00	3,705.26	.00	5,925.00	.9%
31335100 521100	EMPLR MEDI	1,336.60	1,375.00	1,375.00	866.57	.00	1,387.00	.9%
31335100 522100	RET VRS	12,719.76	11,415.00	11,415.00	7,609.28	.00	9,487.00	-16.9%
31335100 523000	HOSP/MED	14,687.51	14,840.00	14,840.00	9,866.58	.00	14,840.00	.0%
31335100 524100	GLIFE VRS	1,038.12	1,081.00	1,081.00	719.84	.00	1,213.00	12.2%
31335100 525000	DISAB INS	216.19	220.00	220.00	145.22	.00	220.00	.0%
31335100 526000	UNEMPY INS	286.04	284.00	284.00	75.75	.00	248.00	-12.7%
31335100 527000	WORKR COMP	1,190.58	1,555.00	1,555.00	1,056.02	.00	1,775.00	14.1%
31335100 533110	R/M EQUIP	338.00	500.00	500.00	.00	.00	500.00	.0%
31335100 533140	R/M VEH	383.00	3,000.00	3,000.00	488.38	.00	2,500.00	-16.7%
31335100 533150	R/M RADIOS	393.00	500.00	500.00	.00	.00	500.00	.0%
31335100 538510	REG TR SCH	809.55	540.00	540.00	539.70	.00	540.00	.0%
31335100 539060	CONT REFUS	465.20	750.00	750.00	147.85	.00	750.00	.0%
31335100 539260	C ANIMAL P	20,000.00	24,000.00	24,000.00	24,000.00	.00	24,500.00	2.1%
31335100 552300	TELECOMMUN	314.97	350.00	350.00	198.81	.00	350.00	.0%
31335100 552310	MOBILE TEL	2,328.66	2,500.00	2,500.00	1,660.75	.00	2,600.00	4.0%
31335100 553050	M VEH INS	835.00	1,300.00	1,300.00	844.00	.00	1,300.00	.0%
31335100 553060	SURETY BON	19.02	30.00	30.00	18.16	.00	20.00	-33.3%
31335100 553080	GEN LIAB I	75.34	86.00	86.00	54.48	.00	87.00	1.2%
31335100 553120	LODA INS	440.00	462.00	462.00	450.00	.00	460.00	-.4%
31335100 555000	TRAVEL EXP	579.88	1,500.00	1,500.00	542.38	.00	1,000.00	-33.3%
31335100 558100	DUES & ASS	240.00	350.00	350.00	240.00	.00	350.00	.0%
31335100 560010	OFFICE SUP	266.30	300.00	300.00	45.68	.00	300.00	.0%
31335100 560050	LAUNDRY, J	452.95	1,000.00	1,000.00	338.58	.00	1,000.00	.0%
31335100 560070	R/M SUPPL	414.94	250.00	250.00	20.77	.00	250.00	.0%
31335100 560080	VEH FUELS	9,435.84	15,200.00	8,800.00	4,086.83	.00	7,000.00	-53.9%

PROJECTION: 20173 HENRY COUNTY 2017 BUDGET FOR PERIOD 13

ACCOUNTS FOR:

GENERAL FUND		2015 ACTUAL	2016 ORIG BUD	2016 REVISED BUD	2016 ACTUAL	2016 PROJECTION	2017 ADMIN	PCT CHANGE
31335100 560090	VEH SUPPLY	14.71	300.00	300.00	257.82	.00	300.00	.0%
31335100 560100	POL SUPPLY	.00	200.00	200.00	68.10	.00	200.00	.0%
31335100 560110	UNIFORMS	351.38	1,100.00	1,100.00	509.98	.00	1,100.00	.0%
31335100 560140	OTHER OPER	1,174.18	2,000.00	2,000.00	1,687.79	.00	2,500.00	25.0%
31335100 580010	MACH/EQUIP	1,453.49	1,600.00	14,352.00	12,704.00	.00	3,000.00	87.5%
31335100 580210	POLICE EQU	.00	250.00	1,719.86	1,701.84	.00	2,000.00	700.0%
TOTAL ANIMAL CONTROL		169,540.42	189,444.00	197,265.86	135,137.38	.00	183,748.00	-3.0%
31335510 PUBLIC SAFETY								
31335510 511000	SALARY REG	93,644.09	78,126.00	78,126.00	52,201.74	.00	112,454.00	43.9%
31335510 521000	EMPLR FICA	5,283.89	4,844.00	4,844.00	3,209.99	.00	6,973.00	44.0%
31335510 521100	EMPLR MEDI	1,235.65	1,133.00	1,133.00	750.74	.00	1,632.00	44.0%
31335510 522100	RET VRS	10,891.46	9,876.00	9,876.00	6,517.62	.00	11,606.00	17.5%
31335510 523000	HOSP/MED	6,800.86	7,420.00	7,420.00	4,946.08	.00	14,840.00	100.0%
31335510 524100	GLIFE VRS	885.36	930.00	930.00	613.58	.00	1,474.00	58.5%
31335510 525000	DISAB INS	109.20	110.00	110.00	72.80	.00	220.00	100.0%
31335510 526000	UNEMPY INS	123.20	142.00	142.00	40.00	.00	248.00	74.6%
31335510 527000	WORKR COMP	3,300.21	3,542.00	3,542.00	2,225.51	.00	3,763.00	6.2%
31335510 531100	PROF HEALT	.00	310.00	310.00	.00	.00	400.00	29.0%
31335510 533110	R/M EQUIP	571.45	500.00	100.00	.00	.00	500.00	.0%
31335510 533140	R/M VEH	171.00	1,000.00	1,440.00	1,473.46	.00	1,500.00	50.0%
31335510 533150	R/M RADIOS	100.00	200.00	.00	.00	.00	100.00	-50.0%
31335510 535000	PRINT/BIND	200.00	200.00	284.00	283.00	.00	200.00	.0%
31335510 552100	POSTAL SER	187.80	200.00	200.00	.00	.00	200.00	.0%
31335510 552200	MESSENGER	46.13	150.00	150.00	17.56	.00	150.00	.0%
31335510 552300	TELECOMMUN	498.61	1,200.00	1,200.00	108.11	.00	300.00	-75.0%
31335510 552310	MOBILE TEL	712.91	1,200.00	1,200.00	494.05	.00	900.00	-25.0%
31335510 553020	FIRE INSUR	8.00	10.00	10.00	8.00	.00	10.00	.0%
31335510 553050	M VEH INS	835.00	900.00	900.00	844.00	.00	900.00	.0%
31335510 553060	SURETY BON	15.67	24.00	24.00	15.65	.00	23.00	-4.2%
31335510 553070	PUBLIC OFF	89.72	110.00	110.00	73.22	.00	147.00	33.6%
31335510 553080	GEN LIAB I	81.06	71.00	71.00	46.99	.00	102.00	43.7%
31335510 553120	LODA INS	220.00	231.00	231.00	225.00	.00	230.00	-.4%
31335510 555000	TRAVEL EXP	661.12	1,500.00	1,500.00	905.06	.00	1,500.00	.0%
31335510 555400	TRAV CONVE	.00	.00	.00	.00	.00	500.00	.0%
31335510 558100	DUES & ASS	390.00	520.00	520.00	319.85	.00	520.00	.0%
31335510 560010	OFFICE SUP	1,192.14	1,500.00	1,730.00	1,728.69	.00	1,500.00	.0%
31335510 560020	FOOD SUPPL	2,090.31	2,300.00	2,300.00	1,259.01	.00	2,500.00	8.7%
31335510 560080	VEH FUELS	2,180.60	2,500.00	1,800.00	994.67	.00	1,800.00	-28.0%
31335510 560090	VEH SUPPLY	77.49	200.00	200.00	17.76	.00	200.00	.0%
31335510 560110	UNIFORMS	820.75	700.00	1,116.20	851.43	.00	600.00	-14.3%
31335510 560120	BOOKS/SUBS	89.84	125.00	125.00	75.00	.00	125.00	.0%
31335510 560210	OTHER MATE	.00	500.00	20.00	17.89	.00	500.00	.0%

PROJECTION: 20173 HENRY COUNTY 2017 BUDGET FOR PERIOD 13

ACCOUNTS FOR:

GENERAL FUND		2015 ACTUAL	2016 ORIG BUD	2016 REVISED BUD	2016 ACTUAL	2016 PROJECTION	2017 ADMIN	PCT CHANGE
31335510 560260	EMER SUPPL	-144.00	1,800.00	1,800.00	.00	.00	1,800.00	.0%
31335510 580010	MACH/EQUIP	117.65	1,000.00	5,870.00	5,444.00	.00	1,000.00	.0%
31335510 580070	ADP EQUIP	.00	.00	1,600.00	1,600.00	.00	.00	.0%
TOTAL PUBLIC SAFETY		133,487.17	125,074.00	130,934.20	87,380.46	.00	171,417.00	37.1%
31335610 MTSV- HENRY COUNTY SPCA								
31335610 556680	M-HCO SPCA	.00	11,667.00	11,667.00	.00	.00	11,667.00	.0%
TOTAL MTSV- HENRY COUNTY SPC		.00	11,667.00	11,667.00	.00	.00	11,667.00	.0%
TOTAL PUBLIC SAFETY		13,572,459.51	12,659,230.00	14,382,232.14	9,842,085.30	.00	13,253,477.00	4.7%



FY 2017 Operating Budget
Expenditures – General Fund
Public Works

PROJECTION: 20173 HENRY COUNTY 2017 BUDGET FOR PERIOD 13

ACCOUNTS FOR:

GENERAL FUND			2015 ACTUAL	2016 ORIG BUD	2016 REVISED BUD	2016 ACTUAL	2016 PROJECTION	2017 ADMIN	PCT CHANGE
14	PUBLIC WORKS								
31341210	RURAL ADDITIONS / STREET SIGNS								
31341210	560300	ST SIGNS E	4,851.88	9,000.00	13,053.00	5,427.27	.00	9,000.00	.0%
TOTAL RURAL ADDITIONS / STRE			4,851.88	9,000.00	13,053.00	5,427.27	.00	9,000.00	.0%
31342300	REFUSE COLLECTION								
31342300	511000	SALARY REG	162,590.43	168,252.00	168,252.00	119,339.26	.00	173,308.00	3.0%
31342300	512000	SAL O-TIME	4,776.62	8,000.00	8,000.00	3,797.52	.00	8,000.00	.0%
31342300	521000	EMPLR FICA	10,288.15	10,929.00	10,929.00	7,649.18	.00	11,244.00	2.9%
31342300	521100	EMPLR MEDI	2,405.97	2,559.00	2,559.00	1,789.01	.00	2,631.00	2.8%
31342300	522100	RET VRS	22,798.08	21,028.00	21,028.00	14,890.81	.00	17,513.00	-16.7%
31342300	523000	HOSP/MED	44,514.72	44,520.00	44,520.00	29,676.48	.00	44,520.00	.0%
31342300	524100	GLIFE VRS	1,895.76	1,981.00	1,981.00	1,401.65	.00	2,227.00	12.4%
31342300	525000	DISAB INS	618.24	646.00	646.00	449.69	.00	1,206.00	86.7%
31342300	526000	UNEMPY INS	739.20	852.00	852.00	193.76	.00	744.00	-12.7%
31342300	527000	WORKR COMP	6,726.00	9,015.00	9,015.00	5,850.84	.00	9,199.00	2.0%
31342300	531100	PROF HEALT	86.22	400.00	400.00	69.36	.00	300.00	-25.0%
31342300	532000	TEMP HELP	.00	500.00	500.00	.00	.00	500.00	.0%
31342300	533110	R/M EQUIP	4,932.00	2,000.00	2,000.00	3,832.00	.00	2,000.00	.0%
31342300	533120	R/M BUILD	.00	500.00	500.00	.00	.00	500.00	.0%
31342300	533140	R/M VEH	72,515.47	70,000.00	70,000.00	24,481.11	.00	60,000.00	-14.3%
31342300	533150	R/M RADIOS	99.99	300.00	300.00	.00	.00	300.00	.0%
31342300	536000	ADVERTISIN	.00	50.00	50.00	100.00	.00	100.00	100.0%
31342300	537100	UNIFORMS &	1,806.98	2,700.00	2,700.00	1,814.40	.00	2,700.00	.0%
31342300	538480	REIMB PSA	44,249.04	45,123.00	45,123.00	30,082.00	.00	45,929.00	1.8%
31342300	539090	CONTR TIPP	840,859.66	910,000.00	910,000.00	877,054.54	.00	900,000.00	-1.1%
31342300	539100	CONTR RECY	.00	300.00	300.00	.00	.00	300.00	.0%
31342300	539110	CONTR HAZW	4,310.04	3,000.00	3,000.00	3,418.50	.00	3,000.00	.0%
31342300	539140	CONTR HWAY	22,927.68	28,000.00	28,000.00	13,549.70	.00	28,000.00	.0%
31342300	551100	ELECT SERV	11,322.75	15,000.00	15,000.00	7,700.01	.00	15,000.00	.0%
31342300	552100	POSTAL SER	49.00	100.00	100.00	.00	.00	100.00	.0%
31342300	553050	M VEH INS	4,609.00	5,070.00	5,070.00	5,091.00	.00	5,500.00	8.5%
31342300	553060	SURETY BON	33.78	57.00	57.00	37.67	.00	38.00	-33.3%
31342300	553070	PUBLIC OFF	194.13	251.00	251.00	175.43	.00	238.00	-5.2%
31342300	553080	GEN LIAB I	141.88	162.00	162.00	112.89	.00	166.00	2.5%
31342300	554100	LEASE EQ	3,094.00	2,860.00	2,860.00	2,837.00	.00	2,860.00	.0%
31342300	554200	LEASE BLDG	2,400.00	2,900.00	2,900.00	2,900.00	.00	2,900.00	.0%
31342300	555000	TRAVEL EXP	99.91	300.00	300.00	141.44	.00	300.00	.0%
31342300	558510	SMALL TOOL	28.98	200.00	200.00	89.97	.00	150.00	-25.0%
31342300	560010	OFFICE SUP	9.95	100.00	100.00	102.47	.00	120.00	20.0%

PROJECTION: 20173 HENRY COUNTY 2017 BUDGET FOR PERIOD 13

ACCOUNTS FOR:

GENERAL FUND		2015 ACTUAL	2016 ORIG BUD	2016 REVISED BUD	2016 ACTUAL	2016 PROJECTION	2017 ADMIN	PCT CHANGE
31342300 560050	LAUNDRY, J	852.14	800.00	800.00	148.95	.00	700.00	-12.5%
31342300 560080	VEH FUELS	65,376.66	95,000.00	80,800.00	27,676.61	.00	65,000.00	-31.6%
31342300 560090	VEH SUPPLY	3,911.20	6,000.00	6,000.00	2,896.09	.00	5,000.00	-16.7%
31342300 560110	UNIFORMS	600.00	600.00	600.00	600.00	.00	700.00	16.7%
31342300 560140	OTHER OPER	10,138.75	15,000.00	16,512.00	10,443.04	.00	16,000.00	6.7%
31342300 580010	MACH/EQUIP	7,429.94	1,000.00	14,800.00	14,458.04	.00	1,000.00	.0%
31342300 580020	FURN/FIXTU	.00	.00	400.00	.00	.00	.00	.0%
31342300 580300	EXISTING F	.00	1,000.00	1,000.00	.00	.00	1,000.00	.0%
TOTAL REFUSE COLLECTION		1,359,432.32	1,477,055.00	1,478,567.00	1,214,850.42	.00	1,430,993.00	-3.1%
31342301 REFUSE MAN COLLECTION SITES								
31342301 513000	P-TIME SAL	189,007.76	190,300.00	190,300.00	124,558.64	.00	190,300.00	.0%
31342301 521000	EMPLR FICA	11,719.50	11,799.00	11,799.00	8,176.53	.00	11,800.00	.0%
31342301 521100	EMPLR MEDI	2,741.79	2,760.00	2,760.00	1,912.98	.00	2,760.00	.0%
31342301 526000	UNEMPY INS	2,887.56	3,378.00	3,378.00	1,406.30	.00	2,852.00	-15.6%
31342301 527000	WORKR COMP	9,097.89	12,827.00	12,827.00	6,107.22	.00	9,731.00	-24.1%
31342301 553020	FIRE INSUR	16.00	50.00	50.00	15.00	.00	50.00	.0%
31342301 553060	SURETY BON	37.04	71.00	71.00	38.62	.00	48.00	-32.4%
31342301 553070	PUBLIC OFF	216.25	285.00	285.00	185.40	.00	261.00	-8.4%
31342301 553080	GEN LIAB I	158.54	190.00	190.00	117.76	.00	190.00	.0%
TOTAL REFUSE MAN COLLECTION		215,882.33	221,660.00	221,660.00	142,518.45	.00	217,992.00	-1.7%
31342610 REFUSE DISPOSAL- CLOSURE MAINT								
31342610 531600	PROF OTHER	5,783.40	9,000.00	9,000.00	9,000.00	.00	9,000.00	.0%
31342610 551100	ELECT SERV	81.64	.00	.00	.00	.00	.00	.0%
31342610 558000	MISC EXP	5,696.09	4,000.00	4,000.00	1,087.00	.00	3,000.00	-25.0%
TOTAL REFUSE DISPOSAL- CLOSU		11,561.13	13,000.00	13,000.00	10,087.00	.00	12,000.00	-7.7%
31343100 GENERAL ENGINEERING / ADM								
31343100 511000	SALARY REG	184,259.51	187,223.00	187,223.00	132,948.40	.00	192,778.00	3.0%
31343100 512000	SAL O-TIME	2,135.96	3,500.00	3,500.00	2,948.06	.00	3,500.00	.0%
31343100 521000	EMPLR FICA	11,597.82	11,826.00	11,826.00	8,393.61	.00	12,171.00	2.9%
31343100 521100	EMPLR MEDI	2,712.37	2,769.00	2,769.00	1,963.00	.00	2,849.00	2.9%
31343100 522100	RET VRS	23,406.64	23,546.00	23,546.00	16,675.81	.00	19,612.00	-16.7%
31343100 523000	HOSP/MED	35,859.08	37,100.00	37,100.00	24,730.40	.00	37,100.00	.0%
31343100 524100	GLIFE VRS	2,003.32	2,218.00	2,218.00	1,570.12	.00	2,491.00	12.3%
31343100 525000	DISAB INS	654.58	772.00	772.00	526.14	.00	779.00	.9%
31343100 526000	UNEMPY INS	757.60	710.00	710.00	187.81	.00	620.00	-12.7%
31343100 527000	WORKR COMP	2,979.65	3,936.00	3,936.00	2,458.72	.00	3,878.00	-1.5%
31343100 533110	R/M EQUIP	.00	750.00	750.00	.00	.00	750.00	.0%
31343100 533140	R/M VEH	2,922.93	2,500.00	2,500.00	710.70	.00	2,500.00	.0%

PROJECTION: 20173 HENRY COUNTY 2017 BUDGET FOR PERIOD 13

ACCOUNTS FOR:

GENERAL FUND		2015 ACTUAL	2016 ORIG BUD	2016 REVISED BUD	2016 ACTUAL	2016 PROJECTION	2017 ADMIN	PCT CHANGE
31343100 537100	UNIFORMS &	1,713.94	2,090.00	2,090.00	1,801.78	.00	2,600.00	24.4%
31343100 552300	TELECOMMUN	142.16	225.00	225.00	93.02	.00	225.00	.0%
31343100 552310	MOBILE TEL	547.40	1,000.00	1,000.00	389.33	.00	500.00	-50.0%
31343100 553050	M VEH INS	835.00	950.00	950.00	844.00	.00	1,000.00	5.3%
31343100 553060	SURETY BON	37.87	59.00	59.00	41.29	.00	42.00	-28.8%
31343100 553070	PUBLIC OFF	216.40	269.00	269.00	192.28	.00	258.00	-4.1%
31343100 553080	GEN LIAB I	157.61	174.00	174.00	123.74	.00	179.00	2.9%
31343100 555000	TRAVEL EXP	.00	100.00	100.00	90.00	.00	100.00	.0%
31343100 558100	DUES & ASS	.00	100.00	100.00	.00	.00	100.00	.0%
31343100 558510	SMALL TOOL	511.00	500.00	500.00	146.98	.00	1,000.00	100.0%
31343100 560010	OFFICE SUP	215.50	300.00	300.00	24.75	.00	300.00	.0%
31343100 560080	VEH FUELS	3,312.67	5,200.00	5,200.00	2,314.86	.00	4,000.00	-23.1%
31343100 560090	VEH SUPPLY	1,634.78	1,500.00	1,500.00	1,387.22	.00	2,800.00	86.7%
31343100 580010	MACH/EQUIP	1,630.45	500.00	500.00	1,048.70	.00	2,500.00	400.0%
TOTAL GENERAL ENGINEERING /		280,244.24	289,817.00	289,817.00	201,610.72	.00	294,632.00	1.7%
31343101 COMMUNICATION EQUIP MAINTENANC								
31343101 511000	SALARY REG	38,975.96	40,808.00	40,808.00	28,517.67	.00	42,091.00	3.1%
31343101 512000	SAL O-TIME	.00	400.00	400.00	.00	.00	400.00	.0%
31343101 521000	EMPLR FICA	1,837.06	2,555.00	2,555.00	1,368.89	.00	2,635.00	3.1%
31343101 521100	EMPLR MEDI	429.62	598.00	598.00	320.11	.00	617.00	3.2%
31343101 522100	RET VRS	5,647.92	5,073.00	5,073.00	3,592.27	.00	4,224.00	-16.7%
31343101 523000	HOSP/MED	7,419.12	7,420.00	7,420.00	4,946.08	.00	7,420.00	.0%
31343101 524100	GLIFE VRS	459.12	478.00	478.00	338.13	.00	537.00	12.3%
31343101 525000	DISAB INS	109.20	110.00	110.00	72.80	.00	110.00	.0%
31343101 526000	UNEMPY INS	123.20	142.00	142.00	40.00	.00	124.00	-12.7%
31343101 527000	WORKR COMP	638.47	858.00	858.00	534.99	.00	847.00	-1.3%
31343101 533110	R/M EQUIP	-24.56	600.00	6,495.92	5,886.32	.00	600.00	.0%
31343101 533140	R/M VEH	1,943.47	1,000.00	1,000.00	986.99	.00	1,500.00	50.0%
31343101 533150	R/M RADIOS	1,677.51	1,000.00	1,000.00	-1,607.22	.00	1,000.00	.0%
31343101 535000	PRINT/BIND	.00	35.00	35.00	.00	.00	35.00	.0%
31343101 537100	UNIFORMS &	163.48	350.00	350.00	237.60	.00	350.00	.0%
31343101 552100	POSTAL SER	.00	35.00	35.00	.00	.00	35.00	.0%
31343101 552200	MESSENGER	295.74	300.00	300.00	21.34	.00	300.00	.0%
31343101 552300	TELECOMMUN	152.76	150.00	150.00	100.69	.00	150.00	.0%
31343101 552310	MOBILE TEL	720.00	720.00	720.00	480.00	.00	720.00	.0%
31343101 553020	FIRE INSUR	10.00	25.00	25.00	10.00	.00	25.00	.0%
31343101 553050	M VEH INS	417.00	450.00	450.00	422.00	.00	450.00	.0%
31343101 553060	SURETY BON	7.91	13.00	13.00	8.84	.00	9.00	-30.8%
31343101 553070	PUBLIC OFF	45.59	58.00	58.00	40.97	.00	56.00	-3.4%
31343101 553080	GEN LIAB I	33.29	38.00	38.00	26.35	.00	39.00	2.6%
31343101 555000	TRAVEL EXP	.00	400.00	400.00	.00	.00	400.00	.0%
31343101 558510	SMALL TOOL	446.80	600.00	600.00	547.11	.00	650.00	8.3%

PROJECTION: 20173 HENRY COUNTY 2017 BUDGET FOR PERIOD 13

ACCOUNTS FOR:

GENERAL FUND		2015 ACTUAL	2016 ORIG BUD	2016 REVISED BUD	2016 ACTUAL	2016 PROJECTION	2017 ADMIN	PCT CHANGE
31343101 560010	OFFICE SUP	130.46	145.00	145.00	23.73	.00	145.00	.0%
31343101 560070	R/M SUPPL	2,183.20	2,700.00	2,700.00	2,153.63	.00	2,700.00	.0%
31343101 560080	VEH FUELS	2,614.53	2,900.00	2,900.00	1,055.02	.00	2,200.00	-24.1%
31343101 560090	VEH SUPPLY	10.88	185.00	185.00	51.76	.00	185.00	.0%
31343101 560110	UNIFORMS	100.00	100.00	100.00	.00	.00	100.00	.0%
31343101 560140	OTHER OPER	7.18	300.00	300.00	18.74	.00	300.00	.0%
31343101 580010	MACH/EQUIP	352.00	500.00	500.00	.00	.00	500.00	.0%
31343101 580070	ADP EQUIP	497.00	2,200.00	2,200.00	1,937.00	.00	500.00	-77.3%
31343101 580200	ADP SOFTWA	.00	565.00	565.00	247.59	.00	500.00	-11.5%
TOTAL COMMUNICATION EQUIP MA		67,423.91	73,811.00	79,706.92	52,379.40	.00	72,454.00	-1.8%
31343400 MAINT ADMINISTRATION BUILDING								
31343400 511000	SALARY REG	61,935.66	65,490.00	65,490.00	46,387.56	.00	66,800.00	2.0%
31343400 521000	EMPLR FICA	3,738.69	4,062.00	4,062.00	2,758.76	.00	4,143.00	2.0%
31343400 521100	EMPLR MEDI	874.26	951.00	951.00	645.15	.00	971.00	2.1%
31343400 522100	RET VRS	8,384.92	8,280.00	8,280.00	5,863.64	.00	6,898.00	-16.7%
31343400 523000	HOSP/MED	21,639.10	22,260.00	22,260.00	14,838.24	.00	22,260.00	.0%
31343400 524100	GLIFE VRS	709.24	781.00	781.00	551.99	.00	877.00	12.3%
31343400 525000	DISAB INS	272.92	308.00	308.00	216.75	.00	314.00	1.9%
31343400 526000	UNEMPY INS	493.50	426.00	426.00	68.25	.00	372.00	-12.7%
31343400 527000	WORKR COMP	993.58	1,377.00	1,377.00	847.96	.00	1,345.00	-2.3%
31343400 533110	R/M EQUIP	14,612.32	19,000.00	19,000.00	4,626.89	.00	19,000.00	.0%
31343400 533120	R/M BUILD	16,492.45	12,000.00	12,000.00	5,520.96	.00	12,000.00	.0%
31343400 533200	M/SC	25,924.19	32,000.00	32,000.00	21,536.90	.00	32,000.00	.0%
31343400 537100	UNIFORMS &	953.40	1,650.00	1,650.00	925.00	.00	1,650.00	.0%
31343400 539080	CONTR CUST	570.00	800.00	800.00	690.00	.00	800.00	.0%
31343400 551100	ELECT SERV	194,000.53	198,000.00	198,000.00	124,054.03	.00	215,000.00	8.6%
31343400 551300	WATER & SE	7,848.60	9,000.00	9,000.00	5,032.60	.00	10,000.00	11.1%
31343400 552400	INTERNET	6,000.00	6,000.00	6,000.00	6,000.00	.00	6,000.00	.0%
31343400 553010	BOILER INS	1,320.00	1,400.00	1,400.00	1,445.00	.00	1,600.00	14.3%
31343400 553020	FIRE INSUR	6,773.00	8,500.00	8,500.00	7,321.00	.00	9,500.00	11.8%
31343400 553060	SURETY BON	12.16	21.00	21.00	13.77	.00	15.00	-28.6%
31343400 553070	PUBLIC OFF	70.59	93.00	93.00	64.94	.00	89.00	-4.3%
31343400 553080	GEN LIAB I	51.84	61.00	61.00	41.65	.00	61.00	.0%
31343400 560030	AGRICULTUR	3,520.03	500.00	500.00	219.38	.00	500.00	.0%
31343400 560050	LAUNDRY, J	18,776.55	16,000.00	16,000.00	16,057.80	.00	20,000.00	25.0%
31343400 560070	R/M SUPPL	11,539.24	10,000.00	10,000.00	8,689.74	.00	12,000.00	20.0%
31343400 580010	MACH/EQUIP	479.00	1,000.00	1,000.00	.00	.00	1,300.00	30.0%
31343400 580020	FURN/FIXTU	1,768.20	1,000.00	1,000.00	771.59	.00	2,000.00	100.0%
31343400 580300	EXISTING F	9,693.82	10,000.00	10,000.00	3,023.67	.00	10,000.00	.0%
TOTAL MAINT ADMINISTRATION B		419,447.79	430,960.00	430,960.00	278,213.22	.00	457,495.00	6.2%
31343500 MAINT COURT HOUSE								
31343500 511000	SALARY REG	51,723.66	51,701.00	51,701.00	36,958.65	.00	52,734.00	2.0%

PROJECTION: 20173 HENRY COUNTY 2017 BUDGET FOR PERIOD 13

ACCOUNTS FOR:

GENERAL FUND		2015 ACTUAL	2016 ORIG BUD	2016 REVISED BUD	2016 ACTUAL	2016 PROJECTION	2017 ADMIN	PCT CHANGE
31343500 521000	EMPLR FICA	3,184.03	3,206.00	3,206.00	2,280.77	.00	3,270.00	2.0%
31343500 521100	EMPLR MEDI	744.62	751.00	751.00	533.43	.00	766.00	2.0%
31343500 522100	RET VRS	6,977.08	6,537.00	6,537.00	4,628.93	.00	5,444.00	-16.7%
31343500 523000	HOSP/MED	14,838.24	14,840.00	14,840.00	9,892.16	.00	14,840.00	.0%
31343500 524100	GLIFE VRS	594.68	616.00	616.00	435.71	.00	692.00	12.3%
31343500 525000	DISAB INS	226.45	244.00	244.00	166.98	.00	246.00	.8%
31343500 526000	UNEMPY INS	381.22	284.00	284.00	55.59	.00	248.00	-12.7%
31343500 527000	WORKR COMP	831.88	1,087.00	1,087.00	676.49	.00	1,062.00	-2.3%
31343500 533110	R/M EQUIP	17,815.27	15,000.00	15,000.00	6,731.75	.00	15,000.00	.0%
31343500 533120	R/M BUILD	1,018.75	3,000.00	3,760.48	506.00	.00	3,000.00	.0%
31343500 533200	M/SC	19,446.87	23,500.00	23,500.00	18,036.88	.00	23,500.00	.0%
31343500 537100	UNIFORMS &	35.44	500.00	500.00	.00	.00	500.00	.0%
31343500 539080	CONTR CUST	1,155.29	1,200.00	1,200.00	912.27	.00	1,287.00	7.3%
31343500 551100	ELECT SERV	119,924.85	130,000.00	130,000.00	76,175.42	.00	140,000.00	7.7%
31343500 551200	HEATN SERV	27,719.44	55,000.00	55,000.00	18,933.40	.00	55,000.00	.0%
31343500 551300	WATER & SE	5,060.40	5,000.00	5,000.00	3,502.00	.00	6,000.00	20.0%
31343500 551510	FUEL (EMER	425.21	500.00	500.00	219.60	.00	500.00	.0%
31343500 553010	BOILER INS	1,263.00	1,350.00	1,350.00	1,571.00	.00	1,800.00	33.3%
31343500 553020	FIRE INSUR	6,718.00	9,000.00	9,000.00	8,406.00	.00	10,000.00	11.1%
31343500 553060	SURETY BON	10.45	17.00	17.00	10.98	.00	12.00	-29.4%
31343500 553070	PUBLIC OFF	59.72	73.00	73.00	51.81	.00	70.00	-4.1%
31343500 553080	GEN LIAB I	43.39	48.00	48.00	33.28	.00	49.00	2.1%
31343500 560030	AGRICULTUR	1,089.51	500.00	500.00	193.90	.00	500.00	.0%
31343500 560050	LAUNDRY, J	10,686.54	15,000.00	15,000.00	8,104.12	.00	17,000.00	13.3%
31343500 560070	R/M SUPPL	6,774.33	6,000.00	6,000.00	5,332.50	.00	7,000.00	16.7%
31343500 580010	MACH/EQUIP	3,027.30	2,000.00	2,000.00	.00	.00	2,000.00	.0%
31343500 580020	FURN/FIXTU	.00	500.00	500.00	.00	.00	500.00	.0%
31343500 580300	EXISTING F	661.99	4,500.00	4,500.00	5,276.34	.00	6,000.00	33.3%
TOTAL MAINT COURT HOUSE		302,437.61	351,954.00	352,714.48	209,625.96	.00	369,020.00	4.8%
31343610 MAINT SHERIFF'S OFFICE								
31343610 533110	R/M EQUIP	1,804.84	2,500.00	2,500.00	1,461.35	.00	3,000.00	20.0%
31343610 533120	R/M BUILD	194.50	750.00	750.00	1,103.95	.00	1,700.00	126.7%
31343610 533200	M/SC	6,736.29	8,500.00	8,500.00	5,444.44	.00	8,500.00	.0%
31343610 533220	M/SC SFTWA	1,076.50	2,000.00	2,000.00	1,922.50	.00	2,200.00	10.0%
31343610 539080	CONTR CUST	822.19	1,100.00	1,100.00	864.00	.00	1,250.00	13.6%
31343610 551100	ELECT SERV	29,355.76	33,000.00	33,000.00	18,017.65	.00	35,000.00	6.1%
31343610 551300	WATER & SE	1,676.40	2,100.00	2,100.00	1,096.00	.00	2,100.00	.0%
31343610 553010	BOILER INS	159.00	200.00	200.00	189.00	.00	250.00	25.0%
31343610 553020	FIRE INSUR	848.00	1,100.00	1,100.00	1,012.00	.00	1,300.00	18.2%
31343610 560050	LAUNDRY, J	.00	100.00	100.00	31.51	.00	100.00	.0%
31343610 560070	R/M SUPPL	834.24	1,100.00	1,100.00	1,130.52	.00	1,500.00	36.4%
31343610 580010	MACH/EQUIP	.00	.00	.00	150.00	.00	.00	.0%

PROJECTION: 20173 HENRY COUNTY 2017 BUDGET FOR PERIOD 13

ACCOUNTS FOR:

GENERAL FUND		2015 ACTUAL	2016 ORIG BUD	2016 REVISED BUD	2016 ACTUAL	2016 PROJECTION	2017 ADMIN	PCT CHANGE
31343610 580300	EXISTING F	1,199.82	5,000.00	5,000.00	153.69	.00	5,000.00	.0%
TOTAL MAINT SHERIFF'S OFFICE		44,707.54	57,450.00	57,450.00	32,576.61	.00	61,900.00	7.7%
31343620 MAINTENANCE JAIL								
31343620 533110	R/M EQUIP	9,141.44	15,000.00	21,345.00	10,902.70	.00	19,000.00	26.7%
31343620 533120	R/M BUILD	1,397.92	9,000.00	9,000.00	.00	.00	9,000.00	.0%
31343620 533200	M/SC	14,739.48	15,000.00	15,000.00	14,821.68	.00	16,000.00	6.7%
31343620 539080	CONTR CUST	284.54	400.00	400.00	288.00	.00	400.00	.0%
31343620 551100	ELECT SERV	113,053.57	125,000.00	125,000.00	72,986.63	.00	132,000.00	5.6%
31343620 551200	HEATN SERV	.00	200.00	200.00	.00	.00	200.00	.0%
31343620 551300	WATER & SE	111,658.20	110,000.00	110,000.00	77,252.20	.00	120,000.00	9.1%
31343620 553010	BOILER INS	293.00	350.00	350.00	303.00	.00	350.00	.0%
31343620 553020	FIRE INSUR	1,562.00	2,000.00	2,000.00	1,607.00	.00	2,000.00	.0%
31343620 560050	LAUNDRY, J	342.48	300.00	300.00	495.81	.00	600.00	100.0%
31343620 560070	R/M SUPPL	13,101.72	9,000.00	9,000.00	5,627.39	.00	9,000.00	.0%
31343620 580010	MACH/EQUIP	442.89	2,000.00	2,000.00	3,979.00	.00	3,000.00	50.0%
31343620 580300	EXISTING F	.00	4,000.00	4,000.00	.00	.00	5,000.00	25.0%
TOTAL MAINTENANCE JAIL		266,017.24	292,250.00	298,595.00	188,263.41	.00	316,550.00	8.3%
31343630 MAINT DOG POUND								
31343630 533110	R/M EQUIP	49.81	150.00	150.00	68.55	.00	150.00	.0%
31343630 533120	R/M BUILD	130.00	500.00	500.00	40.00	.00	500.00	.0%
31343630 533200	M/SC	264.00	275.00	275.00	264.00	.00	275.00	.0%
31343630 551100	ELECT SERV	5,314.96	6,000.00	6,000.00	3,062.20	.00	7,000.00	16.7%
31343630 551300	WATER & SE	9,087.90	8,000.00	8,000.00	5,502.40	.00	9,250.00	15.6%
31343630 553010	BOILER INS	17.00	25.00	25.00	18.00	.00	25.00	.0%
31343630 553020	FIRE INSUR	92.00	150.00	150.00	88.00	.00	150.00	.0%
31343630 560050	LAUNDRY, J	.00	50.00	50.00	.00	.00	50.00	.0%
31343630 560070	R/M SUPPL	456.91	500.00	500.00	.00	.00	500.00	.0%
31343630 580300	EXISTING F	350.00	1,000.00	1,000.00	.00	.00	1,000.00	.0%
TOTAL MAINT DOG POUND		15,762.58	16,650.00	16,650.00	9,043.15	.00	18,900.00	13.5%
31343640 MAINT SHERIFF'S FIRING RANGE								
31343640 533120	R/M BUILD	.00	100.00	100.00	.00	.00	100.00	.0%
31343640 551100	ELECT SERV	1,184.03	1,500.00	1,500.00	863.89	.00	1,600.00	6.7%
31343640 553010	BOILER INS	4.00	6.00	6.00	4.00	.00	6.00	.0%
31343640 553020	FIRE INSUR	21.00	36.00	36.00	20.00	.00	36.00	.0%
31343640 560050	LAUNDRY, J	.00	50.00	50.00	.00	.00	50.00	.0%
31343640 560070	R/M SUPPL	538.79	250.00	250.00	.00	.00	250.00	.0%
31343640 580300	EXISTING F	.00	500.00	500.00	.00	.00	500.00	.0%
TOTAL MAINT SHERIFF'S FIRING		1,747.82	2,442.00	2,442.00	887.89	.00	2,542.00	4.1%
31343690 MAINT COMMUNICATIONS SITE								
31343690 533110	R/M EQUIP	26,409.14	20,000.00	20,000.00	8,690.19	.00	20,000.00	.0%

PROJECTION: 20173 HENRY COUNTY 2017 BUDGET FOR PERIOD 13

ACCOUNTS FOR:

GENERAL FUND		2015 ACTUAL	2016 ORIG BUD	2016 REVISED BUD	2016 ACTUAL	2016 PROJECTION	2017 ADMIN	PCT CHANGE
31343690 533120	R/M BUILD	224.50	1,000.00	1,000.00	701.14	.00	1,000.00	.0%
31343690 533200	M/SC	79,990.76	90,000.00	90,000.00	81,091.72	.00	90,000.00	.0%
31343690 533220	M/SC SFTWA	.00	1,375.00	1,375.00	1,245.00	.00	1,375.00	.0%
31343690 551100	ELECT SERV	16,454.83	18,000.00	18,000.00	10,919.97	.00	18,000.00	.0%
31343690 551200	HEATN SERV	.00	1,000.00	1,000.00	26.91	.00	1,000.00	.0%
31343690 553020	FIRE INSUR	2,173.00	2,300.00	2,300.00	2,173.00	.00	2,300.00	.0%
31343690 560050	LAUNDRY, J	56.84	500.00	500.00	28.46	.00	500.00	.0%
31343690 560070	R/M SUPPL	7,384.94	6,000.00	6,000.00	1,713.56	.00	6,000.00	.0%
31343690 580010	MACH/EQUIP	.00	1,500.00	3,160.52	1,100.00	.00	1,500.00	.0%
31343690 580070	ADP EQUIP	2,315.02	.00	.00	.00	.00	.00	.0%
31343690 580200	ADP SOFTWA	3,944.99	125.00	125.00	.00	.00	.00	-100.0%
31343690 580300	EXISTING F	1,340.53	500.00	500.00	.00	.00	500.00	.0%
TOTAL MAINT COMMUNICATIONS S		140,294.55	142,300.00	143,960.52	107,689.95	.00	142,175.00	-.1%
31343710 MAINT STORAGE BUILDING								
31343710 533110	R/M EQUIP	.00	150.00	150.00	.00	.00	150.00	.0%
31343710 533120	R/M BUILD	188.63	150.00	150.00	.00	.00	150.00	.0%
31343710 551100	ELECT SERV	730.43	1,000.00	1,000.00	482.61	.00	1,400.00	40.0%
31343710 551200	HEATN SERV	1,391.67	2,500.00	2,500.00	830.91	.00	2,500.00	.0%
31343710 551300	WATER & SE	1,644.00	1,900.00	1,900.00	1,096.00	.00	2,000.00	5.3%
31343710 553010	BOILER INS	14.00	25.00	25.00	14.00	.00	25.00	.0%
31343710 553020	FIRE INSUR	76.00	150.00	150.00	73.00	.00	150.00	.0%
31343710 560070	R/M SUPPL	7.12	150.00	150.00	.00	.00	150.00	.0%
31343710 580300	EXISTING F	.00	500.00	500.00	.00	.00	500.00	.0%
TOTAL MAINT STORAGE BUILDING		4,051.85	6,525.00	6,525.00	2,496.52	.00	7,025.00	7.7%
31343720 MAINT OTHER CO BUILDINGS								
31343720 533110	R/M EQUIP	117.15	5,000.00	5,000.00	.00	.00	5,000.00	.0%
31343720 533120	R/M BUILD	84.90	5,000.00	5,000.00	.00	.00	5,000.00	.0%
31343720 551100	ELECT SERV	7,823.36	8,000.00	8,000.00	4,927.59	.00	9,000.00	12.5%
31343720 551200	HEATN SERV	153.00	500.00	500.00	102.00	.00	500.00	.0%
31343720 551300	WATER & SE	1,080.00	1,400.00	1,400.00	720.00	.00	1,400.00	.0%
31343720 553010	BOILER INS	533.00	600.00	600.00	1,124.00	.00	1,200.00	100.0%
31343720 553020	FIRE INSUR	2,081.88	2,800.00	2,800.00	2,840.88	.00	3,500.00	25.0%
31343720 554200	LEASE BLDG	17,594.52	21,000.00	21,000.00	19,594.52	.00	21,000.00	.0%
31343720 560070	R/M SUPPL	1,491.52	1,500.00	1,500.00	53.65	.00	1,500.00	.0%
TOTAL MAINT OTHER CO BUILDIN		30,959.33	45,800.00	45,800.00	29,362.64	.00	48,100.00	5.0%
31343730 MAINT SHARE HLTH DEPT/JSS BLDG								
31343730 511000	SALARY REG	29,768.72	30,578.00	30,578.00	21,188.45	.00	31,189.00	2.0%
31343730 512000	SAL O-TIME	.00	.00	.00	507.15	.00	800.00	.0%

PROJECTION: 20173 HENRY COUNTY 2017 BUDGET FOR PERIOD 13

ACCOUNTS FOR:

GENERAL FUND		2015 ACTUAL	2016 ORIG BUD	2016 REVISED BUD	2016 ACTUAL	2016 PROJECTION	2017 ADMIN	PCT CHANGE
31343730 521000	EMPLR FICA	1,791.35	1,896.00	1,896.00	1,306.86	.00	1,984.00	4.6%
31343730 521100	EMPLR MEDI	418.85	444.00	444.00	305.67	.00	464.00	4.5%
31343730 522100	RET VRS	4,304.40	3,866.00	3,866.00	2,737.68	.00	3,219.00	-16.7%
31343730 523000	HOSP/MED	7,419.12	7,420.00	7,420.00	4,946.08	.00	7,420.00	.0%
31343730 524100	GLIFE VRS	349.92	364.00	364.00	257.72	.00	409.00	12.4%
31343730 525000	DISAB INS	109.20	110.00	110.00	72.80	.00	110.00	.0%
31343730 526000	UNEMPY INS	123.20	142.00	142.00	32.08	.00	124.00	-12.7%
31343730 527000	WORKR COMP	537.60	643.00	643.00	387.68	.00	628.00	-2.3%
31343730 533120	R/M BUILD	6,368.72	9,500.00	14,400.00	7,067.62	.00	9,500.00	.0%
31343730 533140	R/M VEH	1,018.00	1,118.00	1,118.00	509.00	.00	1,200.00	7.3%
31343730 537100	UNIFORMS &	.00	.00	.00	172.50	.00	400.00	.0%
31343730 552310	MOBILE TEL	497.11	650.00	650.00	124.32	.00	800.00	23.1%
31343730 553050	M VEH INS	520.00	520.00	520.00	260.00	.00	520.00	.0%
31343730 553060	SURETY BON	6.66	10.00	10.00	6.48	.00	7.00	-30.0%
31343730 553070	PUBLIC OFF	36.12	43.00	43.00	30.47	.00	42.00	-2.3%
31343730 553080	GEN LIAB I	25.30	28.00	28.00	19.58	.00	29.00	3.6%
31343730 558510	SMALL TOOL	.00	250.00	250.00	9.48	.00	250.00	.0%
31343730 560070	R/M SUPPL	770.95	1,000.00	1,000.00	994.86	.00	1,200.00	20.0%
31343730 560080	VEH FUELS	453.94	900.00	900.00	31.60	.00	900.00	.0%
31343730 560090	VEH SUPPLY	.00	.00	.00	93.09	.00	.00	.0%
31343730 560110	UNIFORMS	.00	100.00	100.00	89.95	.00	100.00	.0%
31343730 580010	MACH/EQUIP	.00	.00	.00	632.33	.00	.00	.0%
31343730 580300	EXISTING F	4,800.00	30,500.00	16,500.00	15,744.00	.00	1,000.00	-96.7%
TOTAL MAINT SHARE HLTH DEPT/		59,319.16	90,082.00	80,982.00	57,527.45	.00	62,295.00	-30.8%
31343750 MAINT PATRIOT CTE F/R BUILDING								
31343750 533110	R/M EQUIP	109.51	400.00	400.00	87.60	.00	400.00	.0%
31343750 533120	R/M BUILD	7,138.00	1,900.00	653.00	.00	.00	1,500.00	-21.1%
31343750 533200	M/SC	.00	.00	.00	.00	.00	400.00	.0%
31343750 537100	UNIFORMS &	236.66	250.00	550.00	360.00	.00	250.00	.0%
31343750 539150	CONTR GROU	1,100.00	1,500.00	1,500.00	699.96	.00	1,500.00	.0%
31343750 551100	ELECT SERV	4,121.91	4,500.00	4,500.00	2,785.44	.00	4,500.00	.0%
31343750 551200	HEATN SERV	1,049.63	1,800.00	1,800.00	632.05	.00	1,200.00	-33.3%
31343750 552300	TELECOMMUN	556.78	750.00	750.00	417.89	.00	700.00	-6.7%
31343750 552400	INTERNET	.00	.00	.00	.00	.00	500.00	.0%
31343750 553010	BOILER INS	23.00	35.00	35.00	23.00	.00	35.00	.0%
31343750 553020	FIRE INSUR	121.00	200.00	200.00	116.00	.00	200.00	.0%
31343750 560030	AGRICULTUR	53.16	.00	.00	.00	.00	.00	.0%
31343750 560050	LAUNDRY, J	265.55	300.00	300.00	74.07	.00	400.00	33.3%
31343750 560070	R/M SUPPL	595.14	250.00	1,197.00	1,196.04	.00	500.00	100.0%
31343750 580020	FURN/FIXTU	986.89	1,000.00	1,000.00	300.00	.00	500.00	-50.0%
31343750 580300	EXISTING F	1,334.05	1,000.00	1,000.00	594.75	.00	1,000.00	.0%
TOTAL MAINT PATRIOT CTE F/R		17,691.28	13,885.00	13,885.00	7,286.80	.00	13,585.00	-2.2%
31343770 MAINT CERT BUILDING								
31343770 533110	R/M EQUIP	7,598.10	4,000.00	4,000.00	.00	.00	4,000.00	.0%

PROJECTION: 20173 HENRY COUNTY 2017 BUDGET FOR PERIOD 13

ACCOUNTS FOR:

GENERAL FUND		2015 ACTUAL	2016 ORIG BUD	2016 REVISED BUD	2016 ACTUAL	2016 PROJECTION	2017 ADMIN	PCT CHANGE
31343770 533120	R/M BUILD	903.56	2,000.00	2,000.00	1,244.49	.00	2,000.00	.0%
31343770 533200	M/SC	3,201.97	5,200.00	5,200.00	3,301.00	.00	5,200.00	.0%
31343770 537100	UNIFORMS &	172.01	300.00	181.00	.00	.00	.00	-100.0%
31343770 539080	CONTR CUST	6,388.90	7,000.00	7,000.00	6,391.06	.00	7,000.00	.0%
31343770 551100	ELECT SERV	21,243.43	22,000.00	22,000.00	15,824.88	.00	24,000.00	9.1%
31343770 551300	WATER & SE	2,583.60	2,800.00	2,800.00	1,517.20	.00	2,800.00	.0%
31343770 552400	INTERNET	1,800.00	2,100.00	2,100.00	1,200.00	.00	1,900.00	-9.5%
31343770 553010	BOILER INS	217.00	400.00	400.00	303.00	.00	400.00	.0%
31343770 553020	FIRE INSUR	1,561.00	2,000.00	2,020.00	2,019.00	.00	2,000.00	.0%
31343770 560030	AGRICULTUR	19.57	500.00	500.00	.00	.00	500.00	.0%
31343770 560050	LAUNDRY, J	.00	.00	99.00	98.03	.00	.00	.0%
31343770 560070	R/M SUPPL	1,752.60	2,000.00	2,000.00	749.02	.00	2,000.00	.0%
31343770 580010	MACH/EQUIP	1,018.00	1,000.00	1,000.00	.00	.00	1,000.00	.0%
31343770 580300	EXISTING F	303.45	1,000.00	2,800.00	1,800.00	.00	1,000.00	.0%
TOTAL MAINT CERT BUILDING		48,763.19	52,300.00	54,100.00	34,447.68	.00	53,800.00	2.9%
31343771 MAINT BURN BUILDING								
31343771 533110	R/M EQUIP	.00	100.00	100.00	90.00	.00	100.00	.0%
31343771 533120	R/M BUILD	35.00	1,000.00	1,000.00	1,000.00	.00	1,000.00	.0%
31343771 551100	ELECT SERV	1,628.75	1,800.00	1,800.00	1,041.94	.00	1,800.00	.0%
31343771 551300	WATER & SE	1,644.00	1,700.00	1,700.00	1,096.00	.00	1,700.00	.0%
31343771 553010	BOILER INS	51.00	70.00	70.00	58.00	.00	70.00	.0%
31343771 553020	FIRE INSUR	271.00	400.00	400.00	299.00	.00	400.00	.0%
31343771 560050	LAUNDRY, J	316.30	300.00	300.00	.00	.00	300.00	.0%
31343771 560070	R/M SUPPL	986.10	750.00	750.00	686.90	.00	750.00	.0%
31343771 560310	TRAIN SUPL	975.96	600.00	600.00	330.18	.00	600.00	.0%
31343771 580300	EXISTING F	1,720.00	1,000.00	1,000.00	.00	.00	1,000.00	.0%
TOTAL MAINT BURN BUILDING		7,628.11	7,720.00	7,720.00	4,602.02	.00	7,720.00	.0%
31343772 MAINT SUMMERLIN STATION								
31343772 533110	R/M EQUIP	38.26	1,000.00	675.00	38.25	.00	1,000.00	.0%
31343772 533120	R/M BUILD	.00	1,000.00	1,000.00	609.35	.00	1,000.00	.0%
31343772 533200	M/SC	180.00	400.00	400.00	180.00	.00	400.00	.0%
31343772 537100	UNIFORMS &	234.66	200.00	525.00	360.00	.00	250.00	25.0%
31343772 551100	ELECT SERV	7,016.60	7,000.00	7,000.00	5,412.14	.00	8,300.00	18.6%
31343772 551200	HEATN SERV	421.10	2,000.00	2,000.00	60.75	.00	1,500.00	-25.0%
31343772 551300	WATER & SE	610.61	1,000.00	1,000.00	485.02	.00	800.00	-20.0%
31343772 552300	TELECOMMUN	606.15	700.00	700.00	410.50	.00	700.00	.0%
31343772 552400	INTERNET	312.00	600.00	600.00	208.00	.00	500.00	-16.7%
31343772 553010	BOILER INS	15.00	25.00	25.00	15.00	.00	25.00	.0%
31343772 553020	FIRE INSUR	78.00	200.00	200.00	75.00	.00	100.00	-50.0%
31343772 560050	LAUNDRY, J	521.56	1,000.00	1,000.00	631.71	.00	1,000.00	.0%

PROJECTION: 20173 HENRY COUNTY 2017 BUDGET FOR PERIOD 13

ACCOUNTS FOR:

GENERAL FUND		2015 ACTUAL	2016 ORIG BUD	2016 REVISED BUD	2016 ACTUAL	2016 PROJECTION	2017 ADMIN	PCT CHANGE
31343772 560070	R/M SUPPL	325.57	500.00	821.00	820.43	.00	700.00	40.0%
31343772 580020	FURN/FIXTU	490.00	500.00	500.00	141.55	.00	500.00	.0%
31343772 580300	EXISTING F	780.01	1,000.00	679.00	326.09	.00	1,000.00	.0%
TOTAL MAINT SUMMERLIN STATIO		11,629.52	17,125.00	17,125.00	9,773.79	.00	17,775.00	3.8%
31343780 MAINT DUPONT PROPERTY								
31343780 511000	SALARY REG	76,506.07	77,331.00	77,331.00	56,834.54	.00	78,878.00	2.0%
31343780 521000	EMPLR FICA	4,896.56	4,795.00	4,795.00	3,638.82	.00	4,891.00	2.0%
31343780 521100	EMPLR MEDI	1,145.25	1,122.00	1,122.00	850.95	.00	1,144.00	2.0%
31343780 522100	RET VRS	10,885.92	9,776.00	9,776.00	6,923.59	.00	8,141.00	-16.7%
31343780 523000	HOSP/MED	.00	.00	.00	.00	.00	7,420.00	.0%
31343780 524100	GLIFE VRS	884.88	921.00	921.00	651.78	.00	1,034.00	12.3%
31343780 525000	DISAB INS	109.20	110.00	110.00	72.80	.00	110.00	.0%
31343780 526000	UNEMPY INS	123.20	142.00	142.00	40.00	.00	124.00	-12.7%
31343780 527000	WORKR COMP	1,268.27	1,625.00	1,625.00	1,072.76	.00	1,586.00	-2.4%
31343780 531600	PROF OTHER	249.70	1,500.00	1,500.00	.00	.00	500.00	-66.7%
31343780 533110	R/M EQUIP	21,212.82	4,000.00	4,000.00	2,693.36	.00	4,000.00	.0%
31343780 533120	R/M BUILD	4,978.57	1,000.00	1,000.00	1,568.34	.00	2,000.00	100.0%
31343780 533140	R/M VEH	2,511.28	1,250.00	1,250.00	979.82	.00	2,000.00	60.0%
31343780 533200	M/SC	264.00	300.00	300.00	264.00	.00	300.00	.0%
31343780 537100	UNIFORMS &	.00	100.00	100.00	.00	.00	100.00	.0%
31343780 539000	CONTR SERV	.00	650.00	650.00	.00	.00	500.00	-23.1%
31343780 539040	CONTR LAB	630.59	1,000.00	1,000.00	667.66	.00	1,000.00	.0%
31343780 539080	CONTR CUST	200.00	500.00	500.00	.00	.00	500.00	.0%
31343780 539150	CONTR GROU	9,266.78	30,000.00	30,000.00	23,269.56	.00	30,000.00	.0%
31343780 551300	WATER & SE	3,254.00	3,500.00	3,500.00	3,506.40	.00	3,500.00	.0%
31343780 552310	MOBILE TEL	360.00	360.00	360.00	210.00	.00	360.00	.0%
31343780 552400	INTERNET	3,012.00	3,000.00	3,000.00	1,984.00	.00	3,100.00	3.3%
31343780 553050	M VEH INS	835.00	900.00	900.00	844.00	.00	900.00	.0%
31343780 553060	SURETY BON	15.89	24.00	24.00	17.62	.00	16.00	-33.3%
31343780 553070	PUBLIC OFF	90.95	109.00	109.00	82.11	.00	103.00	-5.5%
31343780 553080	GEN LIAB I	66.31	70.00	70.00	52.85	.00	71.00	1.4%
31343780 560030	AGRICULTUR	.00	500.00	500.00	.00	.00	250.00	-50.0%
31343780 560050	LAUNDRY, J	821.50	1,200.00	1,200.00	778.48	.00	1,200.00	.0%
31343780 560070	R/M SUPPL	494.13	3,000.00	3,000.00	629.41	.00	2,000.00	-33.3%
31343780 560080	VEH FUELS	384.65	2,500.00	2,500.00	232.03	.00	1,000.00	-60.0%
31343780 560090	VEH SUPPLY	204.27	1,000.00	1,000.00	.00	.00	750.00	-25.0%
31343780 560140	OTHER OPER	770.42	1,500.00	1,500.00	971.15	.00	1,500.00	.0%
31343780 580010	MACH/EQUIP	10,906.82	1,000.00	1,000.00	.00	.00	1,000.00	.0%
31343780 580020	FURN/FIXTU	417.67	500.00	500.00	.00	.00	500.00	.0%
31343780 580300	EXISTING F	19,764.00	3,000.00	3,000.00	.00	.00	6,000.00	100.0%
TOTAL MAINT DUPONT PROPERTY		176,530.70	158,285.00	158,285.00	108,836.03	.00	166,478.00	5.2%
TOTAL PUBLIC WORKS		3,486,384.08	3,770,071.00	3,782,997.92	2,707,506.38	.00	3,782,431.00	.3%



FY 2017 Operating Budget
Expenditures – General Fund
Health and Welfare

PROJECTION: 20173 HENRY COUNTY 2017 BUDGET FOR PERIOD 13

ACCOUNTS FOR:

GENERAL FUND	2015 ACTUAL	2016 ORIG BUD	2016 REVISED BUD	2016 ACTUAL	2016 PROJECTION	2017 ADMIN	PCT CHANGE
15 HEALTH AND WELFARE							
31351100 LOCAL HEALTH DEPARTMENT							
31351100 556100 HEALTH DEP	293,429.00	293,429.00	293,429.00	220,071.75	.00	305,000.00	3.9%
TOTAL LOCAL HEALTH DEPARTMEN	293,429.00	293,429.00	293,429.00	220,071.75	.00	305,000.00	3.9%
31352500 MENTAL HEALTH AND RETARDATION							
31352500 556200 MENT HLTH	117,567.00	119,000.00	119,000.00	89,250.00	.00	119,000.00	.0%
TOTAL MENTAL HEALTH AND RETA	117,567.00	119,000.00	119,000.00	89,250.00	.00	119,000.00	.0%
31353230 AREA AGENCY ON AGING							
31353230 556510 SO AREA AA	4,036.00	4,500.00	4,500.00	.00	.00	4,500.00	.0%
31353230 556520 MATCH VEHG	.00	9,000.00	9,000.00	7,608.00	.00	9,000.00	.0%
TOTAL AREA AGENCY ON AGING	4,036.00	13,500.00	13,500.00	7,608.00	.00	13,500.00	.0%
31353241 TRANSPOR GRANT TPORT FED OYE							
31353241 511000 SALARY REG	3,861.18	.00	.82	.00	.00	4,449.00	.0%
31353241 513000 P-TIME SAL	7,301.23	.00	11,591.77	11,592.59	.00	14,100.00	.0%
31353241 521000 EMPLR FICA	673.11	.00	710.89	710.34	.00	1,150.00	.0%
31353241 521100 EMPLR MEDI	158.07	.00	165.93	165.90	.00	269.00	.0%
31353241 522100 RET VRS	533.52	.00	.48	.00	.00	459.00	.0%
31353241 523000 HOSP/MED	1,113.51	.00	-.51	.00	.00	1,779.00	.0%
31353241 524100 GLIFE VRS	33.12	.00	-.12	.00	.00	58.00	.0%
31353241 525000 DISAB INS	-.24	.00	.24	.00	.00	26.00	.0%
31353241 526000 UNEMPY INS	40.49	.00	222.51	195.29	.00	296.00	.0%
31353241 527000 WORKR COMP	231.65	.00	346.35	380.93	.00	449.00	.0%
31353241 533140 R/M VEH	2,231.88	.00	.12	.00	.00	2,000.00	.0%
31353241 544000 PRINT SHOP	675.00	.00	225.00	225.00	.00	900.00	.0%
31353241 552100 POSTAL SER	.00	.00	.00	.00	.00	150.00	.0%
31353241 552300 TELECOMMUN	116.04	.00	33.96	33.96	.00	150.00	.0%
31353241 553050 M VEH INS	.00	.00	2,005.00	2,005.00	.00	1,800.00	.0%
31353241 553060 SURETY BON	-.85	.00	7.85	3.78	.00	4.00	.0%
31353241 553070 PUBLIC OFF	8.64	.00	20.36	17.76	.00	24.00	.0%
31353241 553080 GEN LIAB I	7.59	.00	11.41	11.39	.00	17.00	.0%
31353241 555400 TRAV CONVE	.00	.00	240.00	240.00	.00	175.00	.0%
31353241 560010 OFFICE SUP	259.78	.00	.22	.00	.00	350.00	.0%
31353241 560080 VEH FUELS	3,637.19	.00	642.81	642.81	.00	4,368.00	.0%
31353241 560140 OTHER OPER	85.34	.00	91.66	86.22	.00	297.00	.0%
TOTAL TRANSPOR GRANT TPORT F	20,966.25	.00	16,316.75	16,310.97	.00	33,270.00	.0%
31353242 TRANSPOR GRANT TPORT INC OYE							
31353242 533140 R/M VEH	2,434.53	.00	1,565.47	1,776.36	.00	.00	.0%

PROJECTION: 20173 HENRY COUNTY 2017 BUDGET FOR PERIOD 13

ACCOUNTS FOR:

GENERAL FUND		2015 ACTUAL	2016 ORIG BUD	2016 REVISED BUD	2016 ACTUAL	2016 PROJECTION	2017 ADMIN	PCT CHANGE
31353242 560080	VEH FUELS	3,500.00	.00	.00	1,912.07	.00	5,000.00	.0%
TOTAL TRANSPOR GRANT TPORT I		5,934.53	.00	1,565.47	3,688.43	.00	5,000.00	.0%
31353243 TRANSPOR GRANT TPORT PUB OYE								
31353243 511000	SALARY REG	13,642.11	.00	4,248.89	4,651.74	.00	18,979.00	.0%
31353243 521000	EMPLR FICA	820.62	.00	288.38	280.02	.00	1,177.00	.0%
31353243 521100	EMPLR MEDI	191.88	.00	67.12	65.49	.00	275.00	.0%
31353243 522100	RET VRS	1,964.52	.00	651.48	587.97	.00	1,958.00	.0%
31353243 523000	HOSP/MED	2,225.70	.00	741.30	741.90	.00	2,967.00	.0%
31353243 524100	GLIFE VRS	159.66	.00	76.34	55.35	.00	249.00	.0%
31353243 525000	DISAB INS	32.76	.00	11.24	10.92	.00	44.00	.0%
31353243 526000	UNEMPY INS	49.28	.00	7.72	.00	.00	40.00	.0%
31353243 527000	WORKR COMP	11.07	.00	318.93	3.93	.00	18.00	.0%
31353243 553060	SURETY BON	2.70	.00	3.30	1.38	.00	4.00	.0%
31353243 553070	PUBLIC OFF	15.67	.00	8.33	6.54	.00	25.00	.0%
31353243 553080	GEN LIAB I	11.39	.00	5.61	4.20	.00	17.00	.0%
TOTAL TRANSPOR GRANT TPORT P		19,127.36	.00	6,428.64	6,409.44	.00	25,753.00	.0%
31353244 TRANSPOR GRANT TPORT IN-K OYE								
31353244 558500	D OFF SPAC	185.59	.00	64.41	64.41	.00	250.00	.0%
TOTAL TRANSPOR GRANT TPORT I		185.59	.00	64.41	64.41	.00	250.00	.0%
31353251 TRANSPOR GRANT RECRE FED OYE								
31353251 511000	SALARY REG	2,010.74	.00	1,446.26	1,447.10	.00	2,000.00	.0%
31353251 513000	P-TIME SAL	2,515.16	.00	.84	.00	.00	2,500.00	.0%
31353251 521000	EMPLR FICA	276.81	.00	93.19	91.26	.00	279.00	.0%
31353251 521100	EMPLR MEDI	64.73	.00	22.27	21.34	.00	65.00	.0%
31353251 522100	RET VRS	294.38	.00	192.62	191.52	.00	206.00	.0%
31353251 523000	HOSP/MED	977.31	.00	.69	1.26	.00	800.00	.0%
31353251 524100	GLIFE VRS	23.93	.00	3.07	8.30	.00	26.00	.0%
31353251 525000	DISAB INS	7.84	.00	5.16	5.90	.00	12.00	.0%
31353251 526000	UNEMPY INS	71.26	.00	7.74	.00	.00	61.00	.0%
31353251 527000	WORKR COMP	46.44	.00	.56	1.28	.00	4.00	.0%
31353251 535000	PRINT/BIND	510.00	.00	.00	.04	.00	600.00	.0%
31353251 544000	PRINT SHOP	299.97	.00	100.03	99.99	.00	400.00	.0%
31353251 552100	POSTAL SER	.00	.00	.00	.00	.00	700.00	.0%
31353251 552300	TELECOMMUN	42.20	.00	7.80	7.80	.00	200.00	.0%
31353251 553060	SURETY BON	1.22	.00	-.22	.46	.00	1.00	.0%
31353251 553070	PUBLIC OFF	6.26	.00	-.26	2.12	.00	6.00	.0%
31353251 553080	GEN LIAB I	4.02	.00	-.02	1.36	.00	4.00	.0%
31353251 555000	TRAVEL EXP	38.43	.00	.57	.57	.00	100.00	.0%

PROJECTION: 20173 HENRY COUNTY 2017 BUDGET FOR PERIOD 13

ACCOUNTS FOR:

GENERAL FUND		2015 ACTUAL	2016 ORIG BUD	2016 REVISED BUD	2016 ACTUAL	2016 PROJECTION	2017 ADMIN	PCT CHANGE
31353251 560010	OFFICE SUP	102.12	.00	182.88	182.88	.00	1,000.00	.0%
31353251 560140	OTHER OPER	2,573.08	.00	514.92	514.50	.00	3,480.00	.0%
TOTAL TRANSPOR GRANT RECRE F		9,865.90	.00	2,578.10	2,577.68	.00	12,444.00	.0%
31353252 TRANSPOR GRANT RECRE INC OYE								
31353252 560140	OTHER OPER	250.00	.00	.00	.00	.00	250.00	.0%
TOTAL TRANSPOR GRANT RECRE I		250.00	.00	.00	.00	.00	250.00	.0%
31353253 TRANSPOR GRANT RECRE PUB OYE								
31353253 511000	SALARY REG	13,642.11	.00	4,248.89	4,651.74	.00	18,979.00	.0%
31353253 521000	EMPLR FICA	820.62	.00	288.38	280.02	.00	1,177.00	.0%
31353253 521100	EMPLR MEDI	191.88	.00	67.12	65.49	.00	275.00	.0%
31353253 522100	RET VRS	1,964.52	.00	651.48	587.97	.00	1,958.00	.0%
31353253 523000	HOSP/MED	2,225.70	.00	741.30	741.90	.00	2,967.00	.0%
31353253 524100	GLIFE VRS	159.66	.00	76.34	55.35	.00	249.00	.0%
31353253 525000	DISAB INS	32.76	.00	11.24	10.92	.00	44.00	.0%
31353253 526000	UNEMPY INS	49.28	.00	7.72	.00	.00	40.00	.0%
31353253 527000	WORKR COMP	11.07	.00	317.93	3.93	.00	18.00	.0%
31353253 553060	SURETY BON	2.70	.00	3.30	1.38	.00	4.00	.0%
31353253 553070	PUBLIC OFF	15.67	.00	8.33	6.54	.00	25.00	.0%
31353253 553080	GEN LIAB I	11.39	.00	5.61	4.20	.00	17.00	.0%
31353253 560140	OTHER OPER	.00	.00	2,500.00	.00	.00	2,500.00	.0%
TOTAL TRANSPOR GRANT RECRE P		19,127.36	.00	8,927.64	6,409.44	.00	28,253.00	.0%
31353254 TRANSPOR GRANT RECRE IN-K OYE								
31353254 532050	VOL SERVIC	2,111.91	.00	.00	948.13	.00	.00	.0%
31353254 558500	D OFF SPAC	189.44	.00	60.56	60.60	.00	250.00	.0%
TOTAL TRANSPOR GRANT RECRE I		2,301.35	.00	60.56	1,008.73	.00	250.00	.0%
31353270 TRANSPOR GRANT SUPP TPORT OYE								
31353270 511000	SALARY REG	3,783.00	.00	.00	.00	.00	3,500.00	.0%
31353270 513000	P-TIME SAL	15,698.00	.00	.00	.00	.00	15,200.00	.0%
31353270 521000	EMPLR FICA	1,208.00	.00	.00	.00	.00	1,159.00	.0%
31353270 521100	EMPLR MEDI	282.00	.00	.00	.00	.00	271.00	.0%
31353270 522100	RET VRS	554.00	.00	.00	.00	.00	361.00	.0%
31353270 523000	HOSP/MED	1,500.00	.00	.00	.00	.00	1,400.00	.0%
31353270 524100	GLIFE VRS	50.00	.00	.00	.00	.00	46.00	.0%
31353270 525000	DISAB INS	24.00	.00	.00	.00	.00	21.00	.0%
31353270 526000	UNEMPY INS	345.00	.00	.00	.00	.00	288.00	.0%
31353270 527000	WORKR COMP	493.00	.00	.00	.00	.00	583.00	.0%

PROJECTION: 20173 HENRY COUNTY 2017 BUDGET FOR PERIOD 13

ACCOUNTS FOR:

GENERAL FUND		2015 ACTUAL	2016 ORIG BUD	2016 REVISED BUD	2016 ACTUAL	2016 PROJECTION	2017 ADMIN	PCT CHANGE
31353270 533140	R/M VEH	294.00	.00	.00	.00	.00	.00	.0%
31353270 553060	SURETY BON	6.00	.00	.00	.00	.00	4.00	.0%
31353270 553070	PUBLIC OFF	25.00	.00	.00	.00	.00	24.00	.0%
31353270 553080	GEN LIAB I	18.00	.00	.00	.00	.00	17.00	.0%
31353270 560080	VEH FUELS	335.00	.00	.00	.00	.00	452.00	.0%
31353270 560140	OTHER OPER	106.00	.00	.00	.00	.00	400.00	.0%
TOTAL TRANSPOR GRANT SUPP TP		24,721.00	.00	.00	.00	.00	23,726.00	.0%
31353290 TRANSPOR GRANT MATC TPORT OYE								
31353290 511000	SALARY REG	1,721.00	.00	.00	.00	.00	2,500.00	.0%
31353290 513000	P-TIME SAL	6,142.00	.00	.00	.00	.00	5,000.00	.0%
31353290 521000	EMPLR FICA	488.00	.00	.00	.00	.00	465.00	.0%
31353290 521100	EMPLR MEDI	114.00	.00	.00	.00	.00	109.00	.0%
31353290 522100	RET VRS	218.00	.00	.00	.00	.00	258.00	.0%
31353290 523000	HOSP/MED	737.00	.00	.00	.00	.00	1,000.00	.0%
31353290 524100	GLIFE VRS	23.00	.00	.00	.00	.00	33.00	.0%
31353290 525000	DISAB INS	11.00	.00	.00	.00	.00	15.00	.0%
31353290 526000	UNEMPY INS	139.00	.00	.00	.00	.00	116.00	.0%
31353290 527000	WORKR COMP	178.00	.00	.00	.00	.00	190.00	.0%
31353290 553060	SURETY BON	2.00	.00	.00	.00	.00	2.00	.0%
31353290 553070	PUBLIC OFF	10.00	.00	.00	.00	.00	10.00	.0%
31353290 553080	GEN LIAB I	7.00	.00	.00	.00	.00	7.00	.0%
31353290 560080	VEH FUELS	747.00	.00	.00	.00	.00	427.00	.0%
TOTAL TRANSPOR GRANT MATC TP		10,537.00	.00	.00	.00	.00	10,132.00	.0%
31353295 TRANSPOR GRANT LOCAL OYE								
31353295 511000	SALARY REG	2,185.59	.00	3,993.41	3,098.92	.00	6,100.00	.0%
31353295 513000	P-TIME SAL	119.63	.00	170.37	1,089.52	.00	.00	.0%
31353295 521000	EMPLR FICA	138.51	.00	263.49	258.52	.00	378.00	.0%
31353295 521100	EMPLR MEDI	32.39	.00	62.61	60.68	.00	88.00	.0%
31353295 522100	RET VRS	319.98	.00	433.02	383.04	.00	629.00	.0%
31353295 523000	HOSP/MED	1,236.52	.00	1,313.48	1,853.52	.00	2,440.00	.0%
31353295 524100	GLIFE VRS	26.01	.00	52.99	45.82	.00	80.00	.0%
31353295 525000	DISAB INS	8.52	.00	29.48	11.80	.00	36.00	.0%
31353295 526000	UNEMPY INS	20.88	.00	79.12	.00	.00	94.00	.0%
31353295 527000	WORKR COMP	3.98	.00	1.02	39.94	.00	6.00	.0%
31353295 535000	PRINT/BIND	.00	.00	.00	59.96	.00	.00	.0%
31353295 552300	TELECOMMUN	.00	.00	.00	6.02	.00	.00	.0%
31353295 553060	SURETY BON	.04	.00	1.96	.92	.00	1.00	.0%
31353295 553070	PUBLIC OFF	.17	.00	7.83	4.24	.00	8.00	.0%
31353295 553080	GEN LIAB I	1.43	.00	2.57	2.72	.00	5.00	.0%
31353295 555000	TRAVEL EXP	.00	.00	.00	21.17	.00	.00	.0%

PROJECTION: 20173 HENRY COUNTY 2017 BUDGET FOR PERIOD 13

ACCOUNTS FOR:

GENERAL FUND		2015 ACTUAL	2016 ORIG BUD	2016 REVISED BUD	2016 ACTUAL	2016 PROJECTION	2017 ADMIN	PCT CHANGE
31353295 560010	OFFICE SUP	.00	.00	.00	.02	.00	.00	.0%
TOTAL TRANSPOR GRANT LOCAL O		4,093.65	.00	6,411.35	6,936.81	.00	9,865.00	.0%
31353321 TRANSPOR GRANT TPORT FED	EYE							
31353321 511000	SALARY REG	3,278.40	4,085.00	4,085.00	259.28	.00	.00	-100.0%
31353321 513000	P-TIME SAL	9,641.05	18,000.00	14,500.00	.00	.00	.00	-100.0%
31353321 521000	EMPLR FICA	795.49	1,369.00	1,152.00	16.08	.00	.00	-100.0%
31353321 521100	EMPLR MEDI	187.08	320.00	269.00	3.76	.00	.00	-100.0%
31353321 522100	RET VRS	480.00	516.00	516.00	7.08	.00	.00	-100.0%
31353321 523000	HOSP/MED	1,391.10	1,667.00	1,667.00	25.04	.00	.00	-100.0%
31353321 524100	GLIFE VRS	39.00	49.00	49.00	.16	.00	.00	-100.0%
31353321 525000	DISAB INS	12.78	25.00	25.00	-12.40	.00	.00	-100.0%
31353321 526000	UNEMPY INS	205.53	391.00	329.00	.00	.00	.00	-100.0%
31353321 527000	WORKR COMP	369.55	569.00	442.00	.00	.00	.00	-100.0%
31353321 533140	R/M VEH	825.42	2,000.00	2,000.00	1,082.84	.00	.00	-100.0%
31353321 544000	PRINT SHOP	225.00	900.00	900.00	375.00	.00	.00	-100.0%
31353321 552100	POSTAL SER	114.00	150.00	150.00	.00	.00	.00	-100.0%
31353321 552300	TELECOMMUN	22.97	150.00	150.00	57.98	.00	.00	-100.0%
31353321 553050	M VEH INS	1,983.00	1,800.00	1,800.00	.00	.00	.00	-100.0%
31353321 553060	SURETY BON	4.50	7.00	6.00	.00	.00	.00	-100.0%
31353321 553070	PUBLIC OFF	20.89	31.00	26.00	.00	.00	.00	-100.0%
31353321 553080	GEN LIAB I	13.46	19.00	16.00	.00	.00	.00	-100.0%
31353321 555400	TRAV CONVE	200.00	175.00	175.00	.00	.00	.00	-100.0%
31353321 560010	OFFICE SUP	29.35	350.00	350.00	244.74	.00	.00	-100.0%
31353321 560080	VEH FUELS	2,204.72	4,280.00	4,366.00	.00	.00	.00	-100.0%
31353321 560140	OTHER OPER	80.46	430.00	297.00	.00	.00	.00	-100.0%
TOTAL TRANSPOR GRANT TPORT F		22,123.75	37,283.00	33,270.00	2,059.56	.00	.00	-100.0%
31353322 TRANSPOR GRANT TPORT INC	EYE							
31353322 560080	VEH FUELS	-181.11	5,000.00	5,000.00	2,120.04	.00	.00	-100.0%
TOTAL TRANSPOR GRANT TPORT I		-181.11	5,000.00	5,000.00	2,120.04	.00	.00	-100.0%
31353323 TRANSPOR GRANT TPORT PUB	EYE							
31353323 511000	SALARY REG	2,982.27	18,607.00	18,607.00	7,752.90	.00	.00	-100.0%
31353323 521000	EMPLR FICA	179.31	1,154.00	1,154.00	466.70	.00	.00	-100.0%
31353323 521100	EMPLR MEDI	41.94	270.00	270.00	109.15	.00	.00	-100.0%
31353323 522100	RET VRS	436.62	2,352.00	2,352.00	979.95	.00	.00	-100.0%
31353323 523000	HOSP/MED	494.67	2,967.00	2,967.00	1,236.50	.00	.00	-100.0%
31353323 524100	GLIFE VRS	35.49	221.00	221.00	92.25	.00	.00	-100.0%
31353323 525000	DISAB INS	7.29	44.00	44.00	18.20	.00	.00	-100.0%
31353323 526000	UNEMPY INS	.00	71.00	71.00	15.54	.00	.00	-100.0%

PROJECTION: 20173 HENRY COUNTY 2017 BUDGET FOR PERIOD 13

ACCOUNTS FOR:

GENERAL FUND		2015 ACTUAL	2016 ORIG BUD	2016 REVISED BUD	2016 ACTUAL	2016 PROJECTION	2017 ADMIN	PCT CHANGE
31353323 527000	WORKR COMP	2.46	18.00	18.00	6.55	.00	.00	-100.0%
31353323 553060	SURETY BON	.90	6.00	6.00	2.30	.00	.00	-100.0%
31353323 553070	PUBLIC OFF	4.17	26.00	26.00	10.90	.00	.00	-100.0%
31353323 553080	GEN LIAB I	2.70	17.00	17.00	7.00	.00	.00	-100.0%
TOTAL TRANSPOR GRANT TPORT P		4,187.82	25,753.00	25,753.00	10,697.94	.00	.00	-100.0%
31353324 TRANSPOR GRANT TPORT IN-K EYE								
31353324 558500	D OFF SPAC	41.49	250.00	250.00	104.20	.00	.00	-100.0%
TOTAL TRANSPOR GRANT TPORT I		41.49	250.00	250.00	104.20	.00	.00	-100.0%
31353331 TRANSPOR GRANT RECRE FED EYE								
31353331 511000	SALARY REG	.00	2,000.00	2,000.00	2,273.01	.00	.00	-100.0%
31353331 513000	P-TIME SAL	319.00	2,500.00	2,500.00	.00	.00	.00	-100.0%
31353331 521000	EMPLR FICA	19.78	279.00	279.00	136.89	.00	.00	-100.0%
31353331 521100	EMPLR MEDI	4.63	65.00	65.00	32.01	.00	.00	-100.0%
31353331 522100	RET VRS	.00	253.00	253.00	287.28	.00	.00	-100.0%
31353331 523000	HOSP/MED	.00	816.00	816.00	618.26	.00	.00	-100.0%
31353331 524100	GLIFE VRS	.00	24.00	24.00	27.06	.00	.00	-100.0%
31353331 525000	DISAB INS	.00	12.00	12.00	8.85	.00	.00	-100.0%
31353331 526000	UNEMPY INS	5.65	80.00	80.00	11.37	.00	.00	-100.0%
31353331 527000	WORKR COMP	5.80	4.00	4.00	1.92	.00	.00	-100.0%
31353331 535000	PRINT/BIND	148.00	600.00	600.00	50.00	.00	.00	-100.0%
31353331 544000	PRINT SHOP	99.99	400.00	400.00	166.65	.00	.00	-100.0%
31353331 552100	POSTAL SER	700.00	700.00	700.00	98.00	.00	.00	-100.0%
31353331 552300	TELECOMMUN	8.36	200.00	200.00	21.09	.00	.00	-100.0%
31353331 553060	SURETY BON	.10	1.00	1.00	.69	.00	.00	-100.0%
31353331 553070	PUBLIC OFF	.45	6.00	6.00	3.18	.00	.00	-100.0%
31353331 553080	GEN LIAB I	.29	4.00	4.00	2.04	.00	.00	-100.0%
31353331 555000	TRAVEL EXP	.00	200.00	200.00	47.51	.00	.00	-100.0%
31353331 560010	OFFICE SUP	533.71	820.00	820.00	.00	.00	.00	-100.0%
31353331 560140	OTHER OPER	218.92	3,480.00	3,480.00	991.08	.00	.00	-100.0%
TOTAL TRANSPOR GRANT RECRE F		2,064.68	12,444.00	12,444.00	4,776.89	.00	.00	-100.0%
31353332 TRANSPOR GRANT RECRE INC EYE								
31353332 560140	OTHER OPER	.00	250.00	1,200.00	413.06	.00	.00	-100.0%
TOTAL TRANSPOR GRANT RECRE I		.00	250.00	1,200.00	413.06	.00	.00	-100.0%
31353333 TRANSPOR GRANT RECRE PUB EYE								
31353333 511000	SALARY REG	2,982.27	18,607.00	18,607.00	7,752.90	.00	.00	-100.0%
31353333 521000	EMPLR FICA	179.31	1,154.00	1,154.00	466.70	.00	.00	-100.0%

PROJECTION: 20173 HENRY COUNTY 2017 BUDGET FOR PERIOD 13

ACCOUNTS FOR:

GENERAL FUND		2015 ACTUAL	2016 ORIG BUD	2016 REVISED BUD	2016 ACTUAL	2016 PROJECTION	2017 ADMIN	PCT CHANGE
31353333 521100	EMPLR MEDI	41.94	270.00	270.00	109.15	.00	.00	-100.0%
31353333 522100	RET VRS	436.62	2,352.00	2,352.00	979.95	.00	.00	-100.0%
31353333 523000	HOSP/MED	494.67	2,967.00	2,967.00	1,236.50	.00	.00	-100.0%
31353333 524100	GLIFE VRS	35.49	221.00	221.00	92.25	.00	.00	-100.0%
31353333 525000	DISAB INS	7.29	44.00	44.00	18.20	.00	.00	-100.0%
31353333 526000	UNEMPY INS	.00	71.00	71.00	15.54	.00	.00	-100.0%
31353333 527000	WORKR COMP	2.46	18.00	18.00	6.55	.00	.00	-100.0%
31353333 553060	SURETY BON	.90	6.00	6.00	2.30	.00	.00	-100.0%
31353333 553070	PUBLIC OFF	4.17	26.00	26.00	10.90	.00	.00	-100.0%
31353333 553080	GEN LIAB I	2.70	17.00	17.00	7.00	.00	.00	-100.0%
31353333 560140	OTHER OPER	.00	2,500.00	2,500.00	.00	.00	.00	-100.0%
TOTAL TRANSPOR GRANT RECRE P		4,187.82	28,253.00	28,253.00	10,697.94	.00	.00	-100.0%
31353334 TRANSPOR GRANT RECRE IN-K EYE								
31353334 532050	VOL SERVIC	247.33	.00	.00	561.05	.00	.00	.0%
31353334 558500	D OFF SPAC	41.76	250.00	250.00	104.15	.00	.00	-100.0%
TOTAL TRANSPOR GRANT RECRE I		289.09	250.00	250.00	665.20	.00	.00	-100.0%
31353345 TRANSPOR GRANT HEALT FED EYE								
31353345 513000	P-TIME SAL	1,779.88	.00	.00	.00	.00	.00	.0%
31353345 521000	EMPLR FICA	110.37	.00	.00	.00	.00	.00	.0%
31353345 521100	EMPLR MEDI	25.81	.00	.00	.00	.00	.00	.0%
31353345 526000	UNEMPY INS	31.51	.00	.00	.00	.00	.00	.0%
31353345 527000	WORKR COMP	32.36	.00	.00	.00	.00	.00	.0%
31353345 553060	SURETY BON	.54	.00	.00	.00	.00	.00	.0%
31353345 553070	PUBLIC OFF	2.49	.00	.00	.00	.00	.00	.0%
31353345 553080	GEN LIAB I	1.60	.00	.00	.00	.00	.00	.0%
31353345 560140	OTHER OPER	1,409.35	.00	.00	.00	.00	.00	.0%
TOTAL TRANSPOR GRANT HEALT F		3,393.91	.00	.00	.00	.00	.00	.0%
31353347 TRANSPOR GRANT HEALTH PUB EYE								
31353347 511000	SALARY REG	2,981.13	.00	.00	.00	.00	.00	.0%
31353347 521000	EMPLR FICA	179.25	.00	.00	.00	.00	.00	.0%
31353347 521100	EMPLR MEDI	41.91	.00	.00	.00	.00	.00	.0%
31353347 522100	RET VRS	436.44	.00	.00	.00	.00	.00	.0%
31353347 523000	HOSP/MED	494.49	.00	.00	.00	.00	.00	.0%
31353347 524100	GLIFE VRS	35.49	.00	.00	.00	.00	.00	.0%
31353347 525000	DISAB INS	7.29	.00	.00	.00	.00	.00	.0%
31353347 527000	WORKR COMP	2.46	.00	.00	.00	.00	.00	.0%
31353347 553060	SURETY BON	.90	.00	.00	.00	.00	.00	.0%
31353347 553070	PUBLIC OFF	4.17	.00	.00	.00	.00	.00	.0%

PROJECTION: 20173 HENRY COUNTY 2017 BUDGET FOR PERIOD 13

ACCOUNTS FOR:

GENERAL FUND	2015 ACTUAL	2016 ORIG BUD	2016 REVISED BUD	2016 ACTUAL	2016 PROJECTION	2017 ADMIN	PCT CHANGE
31353347 553080 GEN LIAB I	2.70	.00	.00	.00	.00	.00	.0%
TOTAL TRANSPOR GRANT HEALTH	4,186.23	.00	.00	.00	.00	.00	.0%
31353348 TRANSPOR GRANT HEALTH IN-K EYE							
31353348 532050 VOL SERVIC	870.37	.00	.00	.00	.00	.00	.0%
31353348 558500 D OFF SPAC	41.76	.00	.00	.00	.00	.00	.0%
TOTAL TRANSPOR GRANT HEALTH	912.13	.00	.00	.00	.00	.00	.0%
31353350 TRANSPOR GRANT SUPP TPORT EYE							
31353350 511000 SALARY REG	.00	3,500.00	3,500.00	3,500.00	.00	.00	-100.0%
31353350 513000 P-TIME SAL	.00	16,000.00	15,200.00	9,830.78	.00	.00	-100.0%
31353350 521000 EMPLR FICA	.00	1,209.00	1,159.00	815.75	.00	.00	-100.0%
31353350 521100 EMPLR MEDI	.00	283.00	271.00	190.50	.00	.00	-100.0%
31353350 522100 RET VRS	.00	442.00	442.00	442.00	.00	.00	-100.0%
31353350 523000 HOSP/MED	.00	1,428.00	1,428.00	1,428.00	.00	.00	-100.0%
31353350 524100 GLIFE VRS	.00	42.00	42.00	42.00	.00	.00	-100.0%
31353350 525000 DISAB INS	.00	21.00	21.00	21.00	.00	.00	-100.0%
31353350 526000 UNEMPY INS	.00	345.00	331.00	15.80	.00	.00	-100.0%
31353350 527000 WORKR COMP	.00	584.00	555.00	325.76	.00	.00	-100.0%
31353350 553060 SURETY BON	.00	6.00	6.00	4.36	.00	.00	-100.0%
31353350 553070 PUBLIC OFF	.00	27.00	26.00	18.50	.00	.00	-100.0%
31353350 553080 GEN LIAB I	.00	18.00	17.00	11.95	.00	.00	-100.0%
31353350 560080 VEH FUELS	.00	335.00	328.00	328.00	.00	.00	-100.0%
31353350 560140 OTHER OPER	.00	481.00	400.00	.00	.00	.00	-100.0%
TOTAL TRANSPOR GRANT SUPP TP	.00	24,721.00	23,726.00	16,974.40	.00	.00	-100.0%
31353370 TRANSPOR GRANT MATC TPORT EYE							
31353370 511000 SALARY REG	.00	2,500.00	2,500.00	2,500.00	.00	.00	-100.0%
31353370 513000 P-TIME SAL	.00	5,000.00	5,000.00	5,000.00	.00	.00	-100.0%
31353370 521000 EMPLR FICA	.00	465.00	465.00	465.00	.00	.00	-100.0%
31353370 521100 EMPLR MEDI	.00	109.00	109.00	109.00	.00	.00	-100.0%
31353370 522100 RET VRS	.00	317.00	317.00	317.00	.00	.00	-100.0%
31353370 523000 HOSP/MED	.00	1,020.00	1,020.00	1,020.00	.00	.00	-100.0%
31353370 524100 GLIFE VRS	.00	30.00	30.00	30.00	.00	.00	-100.0%
31353370 525000 DISAB INS	.00	15.00	15.00	15.00	.00	.00	-100.0%
31353370 526000 UNEMPY INS	.00	133.00	133.00	133.00	.00	.00	-100.0%
31353370 527000 WORKR COMP	.00	181.00	181.00	181.00	.00	.00	-100.0%
31353370 553060 SURETY BON	.00	2.00	2.00	2.00	.00	.00	-100.0%
31353370 553070 PUBLIC OFF	.00	11.00	11.00	11.00	.00	.00	-100.0%
31353370 553080 GEN LIAB I	.00	7.00	7.00	7.00	.00	.00	-100.0%
31353370 560080 VEH FUELS	.00	747.00	342.00	342.00	.00	.00	-100.0%

PROJECTION: 20173 HENRY COUNTY 2017 BUDGET FOR PERIOD 13

ACCOUNTS FOR:

GENERAL FUND		2015 ACTUAL	2016 ORIG BUD	2016 REVISED BUD	2016 ACTUAL	2016 PROJECTION	2017 ADMIN	PCT CHANGE
TOTAL TRANSPOR GRANT MATC TP		.00	10,537.00	10,132.00	10,132.00	.00	.00	-100.0%
31353395 TRANSPOR GRANT LOCAL EYE								
31353395 511000	SALARY REG	1,092.78	6,100.00	6,100.00	.00	.00	.00	-100.0%
31353395 513000	P-TIME SAL	1,970.00	.00	.00	.00	.00	.00	.0%
31353395 521000	EMPLR FICA	186.55	378.00	378.00	.00	.00	.00	-100.0%
31353395 521100	EMPLR MEDI	42.58	88.00	88.00	.00	.00	.00	-100.0%
31353395 522100	RET VRS	159.96	771.00	771.00	.00	.00	.00	-100.0%
31353395 523000	HOSP/MED	463.68	2,489.00	2,489.00	.00	.00	.00	-100.0%
31353395 524100	GLIFE VRS	13.02	73.00	73.00	.00	.00	.00	-100.0%
31353395 525000	DISAB INS	4.26	37.00	37.00	.00	.00	.00	-100.0%
31353395 526000	UNEMPY INS	.00	89.00	89.00	.00	.00	.00	-100.0%
31353395 527000	WORKR COMP	.90	6.00	6.00	.00	.00	.00	-100.0%
31353395 553060	SURETY BON	.30	2.00	2.00	.00	.00	.00	-100.0%
31353395 553070	PUBLIC OFF	1.50	9.00	9.00	.00	.00	.00	-100.0%
31353395 553080	GEN LIAB I	.96	5.00	5.00	.00	.00	.00	-100.0%
31353395 560080	VEH FUELS	2,577.25	.00	.00	.00	.00	.00	.0%
TOTAL TRANSPOR GRANT LOCAL E		6,513.74	10,047.00	10,047.00	.00	.00	.00	-100.0%
31353420 GROUP HOME SERVICES								
31353420 556630	ANCHOR HSE	66,192.00	66,192.00	66,192.00	49,644.00	.00	66,192.00	.0%
TOTAL GROUP HOME SERVICES		66,192.00	66,192.00	66,192.00	49,644.00	.00	66,192.00	.0%
31353600 OTHER SOCIAL SERVICES								
31353600 556530	PAYM FOCUS	9,747.00	10,000.00	10,000.00	10,000.00	.00	10,000.00	.0%
31353600 556540	FAM VIOLEN	23,465.00	24,000.00	24,000.00	24,000.00	.00	24,000.00	.0%
31353600 556560	ADULT DC	8,123.00	8,125.00	8,125.00	8,125.00	.00	8,125.00	.0%
31353600 556750	DRUG TASKF	11,281.00	11,281.00	11,281.00	8,460.75	.00	11,281.00	.0%
31353600 556790	FR CLINIC	9,664.00	.00	.00	.00	.00	9,664.00	.0%
31353600 556840	BBYS&GIRLS	9,026.00	4,513.00	4,513.00	.00	.00	4,513.00	.0%
TOTAL OTHER SOCIAL SERVICES		71,306.00	57,919.00	57,919.00	50,585.75	.00	67,583.00	16.7%
31353900 PROPERTY TAX RELIEF								
31353900 557280	TAX RELIEF	80,471.75	80,000.00	80,000.00	.00	.00	80,500.00	.6%
TOTAL PROPERTY TAX RELIEF		80,471.75	80,000.00	80,000.00	.00	.00	80,500.00	.6%
TOTAL HEALTH AND WELFARE		797,831.29	784,828.00	822,717.92	519,206.64	.00	800,968.00	2.1%



FY 2017 Operating Budget
Expenditures – General Fund
Education

PROJECTION: 20173 HENRY COUNTY 2017 BUDGET FOR PERIOD 13

ACCOUNTS FOR:

GENERAL FUND	2015 ACTUAL	2016 ORIG BUD	2016 REVISED BUD	2016 ACTUAL	2016 PROJECTION	2017 ADMIN	PCT CHANGE
16 EDUCATION							
31368100 COMMUNITY COLLEGES							
31368100 556470 PHCC	32,032.00	56,611.00	56,611.00	.00	.00	56,611.00	.0%
31368100 556800 PHCC OT OP	20,435.00	.00	.00	.00	.00	.00	.0%
TOTAL COMMUNITY COLLEGES	52,467.00	56,611.00	56,611.00	.00	.00	56,611.00	.0%
TOTAL EDUCATION	52,467.00	56,611.00	56,611.00	.00	.00	56,611.00	.0%



FY 2017 Operating Budget
Expenditures – General Fund

School Budget

HENRY COUNTY
PUBLIC SCHOOLS

FY 2017 Recommended Budget

Operating Budget • Textbook Budget • Cafeteria Budget

March 17, 2016

Dr. Jared A. Cotton, Superintendent

LEARNING IS MORE THAN ABSORBING FACTS, IT IS ACQUIRING UNDERSTANDING.

-WILLIAM ARTHUR WARD

SCHOOL BOARD OF HENRY COUNTY

Mrs. Betsy S. Mattox, Chairman
Reed Creek District

Mr. Curtis R. Millner, Sr., Vice Chairman
Iriswood District

Mr. Thomas E. Auker
Blackberry District

Dr. Joseph A. “Joe” DeVault
Member-At-Large

Mrs. Terri C. Flanagan
Horsepasture District

Dr. Merris A. Stambaugh
Collinsville District

Mr. Francis E. Zehr
Ridgeway District

DIVISION SUPERINTENDENT

Dr. Jared A. Cotton

TABLE OF CONTENTS

Division Vision and Mission Statement....9
Division Strategic Goals....10
Code of Virginia....11
Budget Priorities....14
Significant Budget Adjustments FY2017....15
Budget Summary
- Revenue Summary....17
- Expenditure Summary....18
- State ADM-Driven Per Pupil Funding....19
- Revenue Narrative and Line Item....20
- Expenditures Narrative and Line Item....27

Budget Background Information
- Student Achievement Data....43
- Revenue Summary History....46
- Square Footage/Capacity/Enrollment....47
- Enrollment History....48
- Special Education Enrollment....49
- Salary Scales....50
- Benchmark Salaries by Locality....55
- Salary Increases From 1991 to 2016....56
- Virginia Department of Education 12/22/15 Revenue Projections....57

Capital Improvement Program (Major Maintenance Projects) 59
Pupil Transportation 63
Textbook Budget and Nutrition Operating Budget
Textbook Budget 68
School Nutrition Programs and Budget Overview 69
Nutrition Operating Revenue 71
Nutrition Operating Expenditures 72
Nutrition Capital Improvement Program 73

Vision

Henry County Public Schools: where critical thinking is expected, creativity is nurtured, technology and innovation are embraced, and learning is celebrated.



Mission

Henry County Public Schools, a high-performing school division, provides all students with an exemplary education in a safe, supportive environment that promotes self-discipline, motivation, and excellence.

enVision 2018 Goals

Goal 1: High Quality Instruction

Goal 2: High Quality Professionals

Goal 3: Safe and Orderly Learning Environment

Goal 4: Innovative and Cutting-Edge Technology

Goal 5: Family and Community Engagement

CODE OF VIRGINIA

§ 22.1-92. Estimate of moneys needed for public schools;

It shall be the duty of each division superintendent to prepare, with the approval of the school board, and submit to the governing body or bodies appropriating funds for the school division…the estimate of the amount of money deemed to be needed during the next fiscal year for the support of the public schools...

§ 22.1-79. Powers and duties.

A school board shall:

1. See that the school laws are properly explained, enforced and observed;

2. Secure, by visitation or otherwise, as full information as possible about the conduct of the public schools in the school division and take care that they are conducted according to law and with the utmost efficiency;

3. Care for, manage and control the property of the school division and provide for the erecting, furnishing, equipping, and noninstructional operating of necessary school buildings and appurtenances and the maintenance thereof by purchase, lease, or other contracts;

4. Provide for the consolidation of schools or redistricting of school boundaries or adopt pupil assignment plans whenever such procedure will contribute to the efficiency of the school division;

5. Insofar as not inconsistent with state statutes and regulations of the Board of Education, operate and maintain the public schools in the school division and determine the length of the school term, the studies to be pursued, the methods of teaching and the government to be employed in the schools;

6. In instances in which no grievance procedure has been adopted prior to January 1, 1991, establish and administer by July 1, 1992, a grievance procedure for all school board employees, except the division superintendent and those employees covered under the provisions of Article 2 (§ 22.1-293 et seq.) and Article 3 (§ 22.1-306 et seq.) of Chapter 15 of this title, who have completed such probationary period as may be required by the school board, not to exceed 18 months. The grievance procedure shall afford a timely and fair method of the resolution of disputes arising between the school board and such employees regarding dismissal or other disciplinary actions, excluding suspensions, and shall be consistent with the provisions of the Board of Education's procedures for adjusting grievances. Except in the case of dismissal, suspension, or other disciplinary action, the grievance procedure prescribed by the Board of Education pursuant to § 22.1-308 shall apply to all full-time employees of a school board, except supervisory employees;

7. Perform such other duties as shall be prescribed by the Board of Education or as are imposed by law;

8. Obtain public comment through a public hearing not less than 10 days after reasonable notice to the public in a newspaper of general circulation in the school division prior to providing (i) for the consolidation of schools; (ii) the transfer from the public school system of the administration of all instructional services for any public school classroom or all noninstructional services in the school division pursuant to a contract with any private entity or organization; or (iii) in school divisions having 15,000 pupils or more in average daily membership, for redistricting of school boundaries or adopting any pupil assignment plan affecting the assignment of 15 percent or more of the pupils in average daily membership in the affected school. Such public hearing may be held at the same time and place as the meeting of the school board at which the proposed action is taken if the public hearing is held before the action is taken. If a public hearing has been held prior to the effective date of this provision on a proposed consolidation, redistricting or pupil assignment plan which is to be implemented after the effective date of this provision, an additional public hearing shall not be required;

9. (Expires July 1, 2015) At least annually, survey the school division to identify critical shortages of teachers and administrative personnel by subject matter, and report such critical shortages to the Superintendent of Public Instruction and to the Virginia Retirement System; however, the school board may request the division superintendent to conduct such survey and submit such report to the school board, the Superintendent, and the Virginia Retirement System; and

10. Ensure that the public schools within the school division are registered with the Department of State Police to receive from the State Police electronic notice of the registration or reregistration of any sex offender within that school division pursuant to § 9.1-914.

(Code 1950, §§ 22-72, 22-97; 1954, cc. 289, 291; 1956, Ex. Sess., c. 60; 1959, Ex. Sess., c. 79, § 1; 1966, c. 691; 1968, c. 501; 1970, c. 71; 1971, Ex. Sess., c. 161; 1972, c. 511; 1975, cc. 308, 328; 1980, c. 559; 1985, c. 8; 1987, c. 402; 1991, cc. 553, 668; 1994, c. 596; 1996, cc. 485, 790, 798; 1997, c. 382; 2004, c. 563; 2006, cc. 857, 914; 2009, c. 459; 2013, cc. 588, 650.)

FY2017 Budget Priorities

Goal 1: High Quality Instruction

- Evaluate instructional initiatives and align funding to deliver a rigorous, relevant instructional program for all students.
- Provide each student with an engaging learning environment that promotes college and career readiness skills which support critical thinking, innovation, creativity, collaboration and communication.

Goal 2: High Quality Professionals

- Maintain competitive salaries and benefits to support our ability to recruit and retain a highly qualified workforce.
- Invest in ongoing professional development to maximize employee job performance.

Goal 3: Safe and Orderly Learning Environment

- Provide a safe, healthy, and inviting learning environment for students, staff and the community.
- Address critical operational and capital needs to sustain an efficient and supportive learning environment for students, while protecting our investments.

Goal 4: Innovative and Cutting Edge Technology

- Continue investing in the technological infrastructure and support systems to prepare our students for success in a globally competitive environment.

Goal 5: Family and Community Engagement

- Provide families and the community with access to the necessary tools to actively engage in supporting the education of students in Henry County Public Schools.

Significant Budget Adjustments FY 2017

- Additional ELL teacher
- Elementary STEM coordinator (Title VI)
- Increase Ed and Recreation and Capital Outlay funds for schools
- Additional middle school guidance position (shared)
- Additional days for high school Guidance Counselors
- Additional funding for required field trips
- Continued salary adjustment for teachers at the top of the scale to bring them above market (steps 10-27)
- Adjust beginning of the scale to differentiate beginning teachers rate of pay
- Salary adjustment for full time employees (1.5%)
- Additional funds for professional development
- Continued adjustment to special education paraprofessional salary (5%)
- Additional 5% salary increase for LPN and HOA positions
- Adjust bus drivers and bus aides rate of pay
- Adjust coaching stipends
- Additional payroll position
- Secretarial position to be shared between Human Resources and Finance
- Adjust school nutrition/cafeteria staff salaries
- Additional painter
- Preventive maintenance/Audio Visual position

Significant Budget Adjustments FY 2017 – cont'd

- Additional funding for SRO's
- Establish middle school athletic budget/ high school helmet replacement plan
- System Administrator for technology department
- Additional IT technician position
- Additional funds for the lease of iPads, Macbooks, and replacing outdated technology in order to support the sustainability plan
- Expand wireless access points in schools
- Implement a mentoring program for at-risk students
- Full-time office assistants at two elementary schools

Henry County Schools FY 2017 Budget
Revenue Summary

Description	2016	2017	Change	Comments
State	$45,855,156	$48,791,695	$2,936,539	Increase of 6.40%.
Federal/State Grant Programs	9,653,000	9,653,000	$0	
Other Funds	1,150,000	1,746,600	$596,600	Increase of 51.88%
County	16,952,895	17,603,313	$650,418	Increase of 3.84%
TOTAL REVENUES	**$73,611,051**	**$77,794,608**	$4,183,557	Overall increase of 5.68%

Henry County Schools FY 2017 Budget
Expenditure Categories Summary

Description	2016	2017	Change	Comments
Instruction	44,411,324	47,031,278	2,619,954	Increase of 5.9%.
Administration/Attendance and Health	2,932,345	3,209,869	277,524	Increase of 9.46%.
Transportation	5,213,234	5,358,376	145,142	Increase of 2.78%
Operation and Maintenance	6,187,569	6,298,249	110,681	Increase of 1.79%
Technology	2,171,494	2,521,669	350,175	Increase of 16.13%
Facilities	284,000	284,000	0	No change
Debt Service/Transfers	2,511,085	3,241,167	730,082	Increase of 29.07%
Federal/State Grant Programs	9,800,000	9,800,000	0	No change
Contingency Reserves	100,000	50,000	(50,000)	Decrease of 50.00%
TOTAL EXPENDITURES	**$73,611,051**	**$77,794,608**	4,183,557	Overall increase of 5.68%.

STATE ADM-DRIVEN PER PUPIL FUNDING

ADM	7,020.0	LCI	0.2331
		State (1.00-.2408)	0.7669
Basic Aid Including Sales Tax	$5,540 x 7020	$38,890,800	
Subtract state sales tax		8,186,420	
		30,704,380	
Subtract local effort .2331		7,157,191	
		23,547,189	
	$23,547,189 / 7,020		3,354.30
Textbooks	$109.7801 X 0.7669	84.19031	
		591,016	84.19
Vocational Education - SOQ	$75.0000 X 0.7669	57.51750	
	$57.5175 X 7020	403,773	57.52
Gifted - SOQ	$48.0000 X 0.7669	36.81130	
	$36.8113 X 7020	258,415	36.81
Special Education - SOQ	$497.0000 X 0.7669	381.14930	
	$381.1493 X 7020	2,675,668	381.15
Remedial Education - SOQ	$257.0000 X 0.7669	197.09330	
	$197.0933 X 7020	1,383,595	197.09
Retirement	$575.0000 X 0.7669	440.96750	
	$440.9675 x 7020	3,095,592	440.97
Social Security	$279.0000 X 0.7669	213.96510	
	$ 213.9651 x 7020	1,502,035	213.97
Group Life	$17.0000 X 0.7669	13.03730	
	$ 13.0373 x 7020	91,522	13.04
Total ADM-Driven State Revenue Per Pupil			$ 4,779.04

Henry County Schools
Budget FY 2017
Revenue

	2016 Budget	2017 Budget	Change	Comments
I. SOQ PROGRAMS				
Basic Aid	22,785,478	23,547,189	761,711	Based on projected Average Daily Membership (ADM) of 7,020.0 students.
Textbooks	511,352	591,016	79,664	According to DOE regulations, school systems shall provide textbooks at no charge to students. Unequalized amount of $84.19 per student.
Sales Tax	7,780,516	8,186,420	405,904	Reflection of the general economy.
Vocational Education SOQ	451,724	403,773	(47,951)	Unequalized amount of $57.52 per student.
Gifted Education	249,777	258,415	8,638	Unequalized amount of $36.81 per student.
Special Education SOQ	2,433,995	2,675,668	241,673	Unequalized amount of $381.15 per student.
Prevention, Intervention & Remediation	1,185,111	1,383,595	198,484	Unequalized amount of $197.09 per student.
VRS Retirement	2,837,890	3,095,592	257,702	Unequalized amount of $440.97 per student.
Social Security	1,424,259	1,502,035	77,776	Unequalized amount of $213.97 per student.
Group Life Instruction	90,345	91,522	1,177	Unequalized amount of $13.04 per student.
English as a Second Language	346,193	393,648	47,455	Almost 530 students and 12 languages, with Spanish representing 96% of the total.
Remedial Summer School	167,212	162,268	(4,944)	Based on Governor's budget.
TOTAL SOQ PROGRAMS	**40,263,852**	**42,291,141**	**2,027,289**	Increase of 5.04%

Henry County Schools
Budget FY 2017
Revenue

	2016 Budget	2017 Budget	Change	Comments
II. INCENTIVE-BASED PROGRAMS				
At Risk	1,552,980	1,884,452	331,472	Adjustment in targeted per pupil allotment.
K-3 Primary Class Size Reduction	1,737,102	1,929,066	191,964	Facilitates low pupil-to-teacher ratio.
Virginia Preschool Initiative	1,389,336	1,283,791	(105,545)	Reduction in number of students.Amount per student is increased.
Early Reading Intervention	158,875	160,261	1,386	Based on Phonological and Literacy Screening (PALS) or free lunch eligibility.
Mentor Teacher Program	2,937	2,937	0	
ISAEP	Refer to Grants	Refer to Grants	0	Individualized Student Alternative Education Program, previously called GED.
SOL Algebra Readiness	160,338	164,612	4,274	Based on number of 7th and 8th grade students at risk of failing the Algebra I test.
Technology VPSA Educational	492,000	492,000	0	Requires local match.
Additional Instructional Positions	0	482,886	482,886	These funds must be used to hire additional instructional personnel and cannot be used to support existing instructional positions. Funds must support instructional personnel at the school level and may not support district-wide positions.
TOTAL INCENTIVE-BASED PROG.	**5,493,568**	**6,400,005**	**906,437**	Increase of 16.50%

Henry County Schools
Budget FY 2017
Revenue

	2016 Budget	2017 Budget	Change	Comments
III. CATEGORICAL PROGRAMS				
Career and Technical Education	25,520	31,314	5,794	For equipment, industry certification, and occupational preparation.
Special Ed Categorical-Homebound	13,928	24,062	10,134	Payment is based on sales tax receipts.
Special Ed Regional Tuition	Refer to Grants	Refer to Grants		Henry County is the fiscal agent for this program. Henry County and Martinsville City are participants. Refer to the federal/state grant programs section.
Special Ed In Jails	Refer to Grants	Refer to Grants		Refer to the federal/state grant programs section.
Adult Education	Refer to Grants	Refer to Grants		Refer to federal/state grant programs section.
Foster Care	58,288	45,173	(13,115)	For students served by the school system.
Alternative Education	Refer to Grants	Refer to Grants		Henry County is the fiscal agent for this program, Henry County, Martinsville City, and Pittsylvania County are participants. Refer to the federal/state grant programs section.
School Nutrition	0	0	0	This payment goes to the separate cafeteria account.
Academic Year Governor's School	Refer to Grants	Refer to Grants		Henry County is the fiscal agent for this program. Participants include Danville City, Henry County, Martinsville City, and Pittsylvania County. Refer to the federal/state grant programs section.
TOTAL CATEGORICAL PROGRAMS	**97,736**	**100,549**	**2,813**	
Total State Funds	**45,855,156**	**48,791,695**	**2,936,539**	Increase of 6.40%

Henry County Schools
Budget FY 2017
Revenue

	2016 Budget	2017 Budget	Change	Comments
70702407 FEDERAL FUNDS / GRANTS			0	
Other Federal Funds/Grants	9,653,000	9,653,000	0	Includes QSCB Federal Tax Credit.
American Recovery and Reinvestment Act Stimulus Funds	0	0	0	
TOTAL FEDERAL FUNDS / GRANTS	**9,653,000**	**9,653,000**	**0**	**Typically expenditures are offset by revenues.**

Henry County Schools
Budget FY 2017
Revenue

	2016 Budget	2017 Budget	Change	Comments
70702408 FROM OTHER FUNDS				
Rental Property	15,000	2,000	(13,000)	Fees for use of school facilities by outside organizations are retained by individual schools.
Rebate/Refunds	300,000	300,000	0	Primarily Universal Service Program, Schools and Library Division, from the federal government, commonly referred to as "E-rate". Also includes damaged property, reimbursement from long distance telephone calls, etc.
Other Expense Reimbursements	1,000	100	(900)	Retiree payment for COBRA administrative fee concerning health, dental, and vision insurance coverages.
Donations And Special Gifts	500	0	(500)	Sources include local business and industry.
Sale Of Supplies	5,000	5,000	0	Copying/laminating work, scrap metal, etc.
Sale Of Buses	10,000	10,000	0	Sale of old, high mileage buses.
Sale Of Other Equipment	6,000	6,000	0	Sale of trucks, vans, cars, computers etc.
Insurance Adjustments	6,000	6,000	0	Receipt of claim payments.
Payments Other State Agency	300,000	900,000	600,000	Includes reimbursement for PHCC and DCC dual enrollment tuition, Department of Blind/Vision, Department of Corrections Education, Department of Rehabilitative Services, etc.
JROTC Program Reimbursement	100,000	100,000	0	Payment from federal government.
Medicaid Pay Sch/Community Health	350,000	350,000	0	Reimbursement from the Virginia Medical Assistance program for providing speech, occupational therapy, physical therapy and nursing services to medicaid eligible students.
Special Fees - Students	6,000	7,000	1,000	$50 fee for behind-the-wheel driver education training.

Henry County Schools
Budget FY 2017
Revenue

	2016 Budget	2017 Budget	Change	Comments
Sale Of Textbooks	0	0	0	Sale of used books, adoption samples, etc. to commercial buyers, civic clubs, etc. Lost/damaged textbook payments are retained by the individual schools.
Transportation Of Pupils	50,000	60,000	10,000	Upward Bound, 4-H, M-HC After 3 Program, etc.
Tuition-Adult	0	0	0	Primarily GED Fees which now must be paid online.
Tuition-Summer	500	500	0	Secondary summer school
TOTAL FROM OTHER FUNDS	**1,150,000**	**1,746,600**	**596,600**	Increase of 51.88%

Henry County Schools
Budget FY 2017
Revenue

	2016 Budget	2017 Budget	Change	Comments
70702409 FROM COUNTY FUNDS				
County Funds	16,952,895	17,603,313	650,418	Increase of 3.84%
TOTAL SCHOOL FUND	**73,611,051**	**77,794,608**	**4,183,557**	Overall increase of 5.68%.

Henry County Schools
Budget FY 2017
Expenditures

	2016 Budget	2017 Budget	Change	Comments
Instruction				
Assistant Superintendent	83,025	84,476	1,451	Partially funded by Title I.
Teachers	21,203,742	22,071,457	867,715	
Librarians	692,339	680,749	(11,590)	
Counselors	1,150,015	1,247,009	96,994	
Supervisors	368,279	377,746	9,467	Information, Alternative Education and Regional Alternative Education [partially funded by regional alternative program]).
Curriculum Specialists	269,404	364,206	94,802	Curriculum Coordinator, Curriculum Specialists, Data Coordinator, Director of Assessment
Principals	1,075,891	1,084,208	8,317	Fourteen positions.
Assistant Principals	715,257	751,659	36,402	
Teachers Dropout Prevention	207,998	216,224	8,226	
Social Workers	210,901	220,878	9,977	Two social workers and two diagnosticians required for special education evaluations.
Teacher Aides	2,062,997	2,185,608	122,611	Paraprofessionals-full time and part time.
Clerical	988,956	1,000,845	11,889	45 positions.
Part-Time Teachers	284,000	284,000	0	Hourly rate of $20. Adult, driver education, GED testing, speech screening, etc.
Part-Time Homebound Teachers	100,000	100,000	0	Homebound instruction.
Substitutes Teachers	245,000	245,000	0	Daily pay scale: Para Pro/Two Year's College $60, Bachelor's or Master's Degree $70, Retired Teacher $100, Long term (beginning 11th day) BS/BA/MS $90, Long term Retired Teacher (beginning 11th day) $125.
Substitutes Teachers Aide	24,000	24,000	0	Daily pay scale: $55; only mandatory substitutes
Supplements Teachers	435,211	483,925	48,714	Extra curricular, athletic activities and National Board Certification.
Employer Fica Taxes	1,867,255	1,948,163	80,908	
Employer Medicare Taxes	436,697	455,619	18,922	
Retirement VRS 1	4,010,104	4,325,456	315,352	FY17 - 14.66%
Retirement VRS 2	0	0	0	FY17 - 8.69%

Henry County Schools
Budget FY 2017
Expenditures

	2016 Budget	2017 Budget	Change	Comments
Retiree Health Care Credit VRS1	300,087	327,591	27,504	FY17 - 1.11%. The school system pays directly to VRS for the RHCC Entitlement.
Hospital/Medical Insurance	4,926,190	4,978,138	51,948	No increase. Cost per covered employee is $7,420 annually.
Group Life Insurance VRS 1	336,890	348,182	11,291	FY17 - 1.18%.
Group Life Insurance VRS 2	0	0	0	FY17 - 1.31%.
Disability Insurance	75,386	75,959	573	$109.00 per non-hybrid employee plus percentage of base salary for hybrid employees.
Unemployment Insurance	150,000	150,000	0	Reimbursement payments to the Virginia Employment Commission.
Worker's Compensation	140,000	140,000	0	Cost is spread among six budget categories.
Other Benefits	200,000	212,100	12,100	Primarily vacation/sick leave balance payments for retirees. Also teacher certificate renewal, drug testing, criminal records check, etc.
Purchased Services	299,700	370,348	70,648	Staff development, graduate programs, certificate renewal classes, printing, diplomas, plaques, handbooks, family life education instruction, SOL workshops, testing fees, history programs, CPS search fees, Visiting International Faculty, SAT review license, honorariums, Explore Camp, School Recruiter, Sub -finder, etc. Includes $125,000 for computer leases.
Tuition Paid In-State	650,000	1,250,000	600,000	Regional Governor's School, PHCC Dual Enrollment tuition, Roanoke Regional Hearing Impaired Program, MARC/WAC/HAM, etc.
Postal Services	20,000	20,000	0	Allocation of $2.66 per student, rounded up to the next $100 interval.
Travel Expenses	25,000	55,950	30,950	Professional workshops, conferences, in-service meetings, etc. Mileage reimbursement rate of .45.
Dues & Association Membership	10,000	10,000	0	VHSL, SCAEL, ASHA, PDK, VASCD, ASCD, Piedmont Arts, PRSA etc.
Books & Subscriptions	92,000	92,000	0	Allocations based on a school's enrollment.

Henry County Schools Budget FY 2017 Expenditures				
	2016 Budget	2017 Budget	Change	Comments
Education Supplies	335,000	341,700	6,700	General allocations are based on a school's enrollment. Increased 2%
Other Operating Expenses	225,000	244,288	19,288	School Resource Officers (SRO), all county band and choir materials, etc.
Capital Outlay Replacement	145,000	173,794	28,794	Basic individual school allocations: high school, middle school, and elementary school. Includes general, athletic, music instruments/band uniforms, etc.
Capital Outlay Addition	50,000	90,000	40,000	Equipment in this line item includes special education, gifted and talented, itinerant, etc. Emphasis is on Smartboards, sound amplification systems, and classroom response systems.
Instruction Total	**44,411,324**	**47,031,278**	**2,619,954**	**Increase of 5.90%**

Henry County Schools
Budget FY 2017
Expenditures

	2016 Budget	2017 Budget	Change	Comments
Administration/Attendance & Health				
Board Members	26,300	26,300	0	$3,600 per member, with an additional $1,100 for the chairman.
Administration	372,569	383,846	11,276	Includes Superintendent, Finance, and Assistant Superintendent Administration
Nurses	352,678	398,706	46,028	Sixteen positions.
Psychologists	256,212	263,643	7,431	Four positions.
Attendance	68,839	96,920	28,081	Specialist for Student Services
Other Professional	281,224	290,085	8,861	Human Resources, one occupational therapist, one physical therapist,and one physical therapy assistant.
Clerical	414,493	460,483	45,990	Thirteen positions.
Employer FICA Taxes	108,096	117,251	9,155	
Employer Medicare Taxes	25,280	27,422	2,142	
Retirement VRS 1	244,209	270,675	26,466	FY17 - 14.66%
Retiree Health Care Credit VRS 1	18,283	20,495	2,212	FY17 - 1.11%. The school system pays directly to VRS for the RHCC Entitlement.
Hospital/Medical Insurance	308,166	326,716	18,550	No increase. Cost per covered employee is $7,420 annually.
Group Life Insurance VRS 1	20,525	21,787	1,262	FY17 - 1.18%.
Disability Insurance	3,871	4,047	176	$109.00 per non-hybrid employee plus percentage of base salary for hybrid employees.
Worker's Compensation	7,000	7,000	0	Cost is spread among six budget categories.
Professional Services - Audit	23,800	23,800	0	Audit of individual school activity accounts and support groups.
Professional Services - Legal	27,500	50,000	22,500	Includes school board specialist attorney and other attorneys, as needed.
Professional Services - Other	25,000	33,400	8,400	Insurance consultant, printing, etc.
Professional Serv. - Psychological	5,000	5,000	0	Contracted testing and counseling.

Henry County Schools Budget FY 2017 Expenditures				
	2016 Budget	2017 Budget	Change	Comments
Purchased Services	112,500	144,300	31,800	Contracted occupational therapy, physical therapy, speech therapy, etc. for special population students.
Advertising	7,000	11,000	4,000	For public information, personnel vacancies, etc.
Postal Services	15,000	15,000	0	Postage meter, stamps.
Telecommunications	25,000	25,000	0	Telephones and fax machines.
Other Personnel Related	26,500	26,500	0	Umbrella policy, public officials' bond, employer paid annuity, etc.
Travel Expenses	50,000	51,250	1,250	NSBA, VSBA, and other conferences, workshops, etc. Mileage reimbursement rate of .45.
Dues And Association Membership	22,000	23,943	1,943	VSBA, AASA, Region VI, Study Group, VASS, APA, NSBA, etc.
Office Supplies	40,000	40,000	0	Includes numerous items, such as legal pads, pens, paper clips, etc.
Medical And Laboratory Supplies	20,000	20,000	0	First aid supplies, latex gloves, etc.
Other Materials And Supplies	10,000	10,000	0	Primarily psychological testing and evaluation materials.
Capital Outlay Replacement	9,000	9,000	0	Computer equipment, office equipment, furniture, etc.
Capital Outlay Addition	6,300	6,300	0	Computer equipment, office equipment, furniture, etc.
Administration/Attendance & Health Total	**2,932,345**	**3,209,869**	**277,524**	**Increase of 9.46%.**

Henry County Schools
Budget FY 2017
Expenditures

	2016 Budget	2017 Budget	Change	Comments
Transportation				
Supervisors	108,476	111,755	3,279	Two positions.
Bus Aides	243,052	252,834	9,782	
Secretaries	77,551	80,138	2,587	Three positions.
Garage Employees	311,093	317,124	6,031	Seven positions.
Bus Drivers	1,688,352	1,820,140	131,788	
Substitutes Bus Aides	30,000	30,000	0	
Substitutes Bus Driver	135,000	135,000	0	
Supplements	140,000	155,000	15,000	Extracurricular and field trips.
Employer FICA Taxes	169,478	179,923	10,445	
Employer Medicare Taxes	39,636	42,079	2,443	
Retirement VRS 1	24,828	26,500	1,672	FY17 - 14.66%
Retirement VRS 2	246,892	206,690	(40,202)	FY17 - 8.69%
Retiree Health Care Credit VRS 1	1,860	2,006	147	FY17 - 1.11%. The school system pays directly to VRS for the RHCC Entitlement.
Hospital/Medical Insurance	385,840	350,789	(35,051)	No increase. Cost per covered employee is $7,420 annually.
Group Life Insurance VRS 1	2,088	2,133	45	FY17 - 1.18%.
Group Life Insurance VRS 2	26,397	31,118	4,721	FY17 - 1.31%.
Disability Insurance	4,069	4,025	(44)	$109.00 per non-hybrid employee plus percentage of base salary for hybrid employees.
Worker's Compensation	90,000	90,000	0	Cost is split among six budget categories.
Other Benefits	9,000	9,000	0	Reimbursement for required physical examinations and drug testing.
Purchased Services	8,000	15,000	7,000	Maintaining/updating the computerized routing system with Education Logistics is the primary expense.
Maintenance Service Copier	1,000	1,000	0	One copier.
Transportation Service	3,000	3,000	0	Special education-related.
Motor Vehicle Insurance	70,000	70,000	0	
Travel Expenses	1,000	1,500	500	Professional workshops and conferences. Mileage reimbursement rate of .45.

Henry County Schools Budget FY 2017 Expenditures				
	2016 Budget	2017 Budget	Change	Comments
Vehicles/Equipment-Fuels	983,622	983,622	0	Primarily diesel fuel and gasoline but also includes motor oil and lubricants.
Vehicles/Equipment-Supplies	375,000	400,000	25,000	For parts, supplies, tires, etc.
Other Operating Supplies	20,000	20,000	0	Miscellaneous items, such as printed forms, acetylene, oxygen, gloves, etc.
Buses Regular Replacement	0	0	0	
Machinery & Equipment-Replacement	9,000	9,000	0	Tools, shop equipment, computer equipment.
Machinery & Equipment-Add	9,000	9,000	0	Computer equipment, mobile radios, etc.
Pupil Transportation Serv. Total	**5,213,234**	**5,358,376**	**145,142**	**Increase of 2.78%**

Henry County Schools
Budget FY 2017
Expenditures

	2016 Budget	2017 Budget	Change	Comments
Operation & Maintenance				
Supervisor	72,281	74,465	2,185	Executive Director of Operations
Secretary	37,155	28,140	(9,015)	One position.
Trades	702,315	791,147	88,832	HVAC Tech., Plumbers, Carpenters, Electricians and Security for games and activities.
Grounds Men/Grounds Crews	86,456	93,129	6,673	
Employer FICA Taxes	55,689	61,187	5,498	
Employer Medicare Taxes	13,024	14,310	1,286	
Retirement VRS 1	42,376	43,744	1,368	FY17 - 14.66%
Retirement VRS 2	63,299	56,302	(6,998)	FY17 - 8.69%
Retiree Health Care Credit VRS 1	3,174	3,312	138	FY17 - 1.11%. The school system pays directly to VRS for the RHCC Entitlement.
Hospital/Medical Insurance	207,820	222,660	14,840	No increase. Cost per covered employee is $7,420 annually.
Group Life Insurance VRS 1	3,564	3,521	(43)	FY17 - 1.18%.
Group Life Insurance VRS 2	6,768	8,487	1,719	FY17 - 1.31%.
Disability Insurance	2,251	2,448	198	$109.00 per non-hybrid employee plus percentage of base salary for hybrid employees.
Worker's Compensation	50,000	50,000	0	Cost is split among six budget categories.
Other Benefits	6,000	10,000	4,000	Primarily vacation/sick leave balance payments for retirees.
Purchased Services	2,134,897	2,134,897	0	such as cleaning septic tanks, fencing, small scale roof repair, grading, asbestos inspection, refinishing gym floors, repairing computers and audio-visual equipment, monthly pest control, contracted grass cutting, maintenance of equipment for all budget categories, and contracted custodial.
Maintenance Service Contract Copiers	140,000	140,000	0	Basic allocation per school, rounded up to the next $100 interval. Also includes CCL, facilities maintenance department, and the central office.

Henry County Schools
Budget FY 2017
Expenditures

	2016 Budget	2017 Budget	Change	Comments
Utilites	1,800,000	1,800,000	0	Includes electrical services, heating services-coal, heating services-fuel oil, heating services-gas, water service, and sewer service.
Telecommunications	82,000	82,000	0	Telephones, cell phones, pagers, and fax machines.
Insurance	150,000	150,000	0	For special multi-peril insurance.
Travel Expenses	3,000	3,000	0	Professional workshops, in-service meetings, training sessions, etc. Mileage reimbursement rate of .45.
Agricultural Supplies	16,000	16,000	0	School allocations based on mowing acreage.
Repair & Maintenance Supplies	450,000	450,000	0	Includes custodial supplies, light bulbs, building materials, painting supplies, plumbing supplies, electrical supplies, etc. School allocations based on square footage, student enrollment, age of building, etc.
Other Operating Supplies	10,000	10,000	0	Includes work order software, office supplies, etc.
Capital Outlay Replacement	45,000	45,000	0	Classroom furniture, custodial equipment, lawn equipment, office furniture, etc.
Motor Vehicle & Equipment	0	0	0	Primarily maintenance and garage vehicles.
Capital Outlay Addition	4,500	4,500	0	
Operation & Maintenance Total	**6,187,569**	**6,298,249**	**110,681**	**Increase of 1.79%.**

Henry County Schools
Budget FY 2017
Expenditures

	2016 Budget	2017 Budget	Change	Comments
Technology				
Supervisors	118,287	121,863	3,576	Two full-time positions.
Coordinators	293,521	393,181	99,660	Eight full-time positions.
Trades	386,115	455,816	69,701	Ten positions.
Employer FICA Taxes	49,471	60,193	10,722	
Employer Medicare Taxes	11,570	14,077	2,508	
Retirement VRS 1	67,346	95,679	28,333	FY17 - 14.66%
Retirement VRS 2	35,956	27,652	(8,304)	FY17 - 8.69%
Retiree Health Care Credit VRS 1	5,034	7,244	2,211	FY17 - 1.11%. The school system pays directly to VRS for the RHCC Entitlement.
Hospital/Medical Insurance	126,140	148,400	22,260	No increase. Cost per covered employee is $7,420 annually.
Group Life Insurance VRS 1	5,651	7,701	2,050	FY17 - 1.18%.
Group Life Insurance VRS 2	3,844	4,168	324	FY17 - 1.31%.
Disability Insurance	2,159	2,478	318	$109.00 per non-hybrid employee plus percentage of base salary for hybrid employees.
Worker's Compensation	9,000	9,000	0	Cost is split among six budget categories.
Purchased Services	185,400	200,000	14,600	Items include maintaining/updating software, PowerSchool, maintenance/support, WAN maintenance technology consultant, Cisco and other training, etc.
Travel Expenses	5,000	5,000	0	Professional conferences, workshops, etc. Mileage reimbursement rate of .45.
Education Supplies	4,000	4,000	0	Typical items include disks, CDs, etc.
Technology Software	15,000	20,000	5,000	Typical items include internet filter support, operating system upgrades, etc.
ADP Equipment Replacement	306,000	403,217	97,217	CD drives, disk drives, hard drives, motherboards, replacement computers, computer leases, etc.
ADP Equipment Addition	492,000	492,000	0	Based on state-provided technology funding. Incl. $26,000 for Governor's School.
Technology Infrastructure	50,000	50,000	0	Switches, hubs, media converters, expansion of labs, wiring, line leases, etc.

Henry County Schools Budget FY 2017 Expenditures				
	2016 Budget	2017 Budget	Change	Comments
Technology Total	**2,171,494**	**2,521,669**	**350,175**	**Increase of 16.13%**

Henry County Schools
Budget FY 2017
Expenditures

	2016 Budget	2017 Budget	Change	Comments
Facilities				
Professional Services	50,000	50,000	0	Architect, engineer, and related fees.
Building Improvements Addition	234,000	234,000	0	Funding cut at state level.
Facilities Total	**284,000**	**284,000**	**0**	**No Change**

Henry County Schools Budget FY 2017 Expenditures				
	2016 Budget	2017 Budget	Change	Comments
Debt Service/Transfers				
Miscellaneous Charges	20,000	20,000	0	Bond administrative fees.
Redemption Principal Literary	541,289	541,289	0	Five Literary Loans.
Redemption Principal VPSA	767,618	685,022	(82,596)	Four Virginia Public School Authority bonds.
Redemption Principal RZED	90,000	90,000	0	
Redemption Principal Meadow View	0	150,000	150,000	Loans for new school construction
Interest Literary Loan	35,591	24,765	(10,826)	Interest rate of either 2.0 or 3.0%.
Interest VPSA Bonds	335,733	305,279	(30,454)	Bonds are subsidized.
Interest RZED	56,502	53,712	(2,790)	
Interest Meadow View	0	627,084	627,084	Loans for new school construction
Interest QSCB	153,000	153,000	0	Interest is reimbursed by Federal Tax Credit upon application by QSCB filing.
Transfer To Textbook Fund	511,352	591,016	79,664	Flow through of state revenue for textbooks.
Debt Service/Transfers Total	**2,511,085**	**3,241,167**	**730,082**	**Increase of 29.07%**

Henry County Schools Budget FY 2017 Expenditures				
	2016 Budget	2017 Budget	Change	Comments
Grants				
Federal/State Grants	9,800,000	9,800,000	0	Including Adult Basic Education, Carl Perkins, 21st Century, Workforce, General Adult Education, Harvest Foundation, Individual Student Alternative Education Program, Piedmont Governor's School, Preschool Handicapped, Reading First, Regional Alternative Program, Regional Special Education, School Improvement, Special Education Jail, Title I, Title II, Title III, and Title VIB.
Federal/State Grants Total	**9,800,000**	**9,800,000**	**0**	**No change.**

Henry County Schools Budget FY 2017 Expenditures				
	2016 Budget	2017 Budget	Change	Comments
Contingency Reserve			0	
Contingency Reserve	100,000	50,000	(50,000)	
Contingency Reserve Total	**100,000**	**50,000**	**(50,000)**	**Decrease of 50.00%**
School Fund Total	**73,611,051**	**77,794,608**	**4,183,557**	**Overall increase of 5.68%**

Budget FY 2017

Background Information

Budget FY 2017

Student Achievement

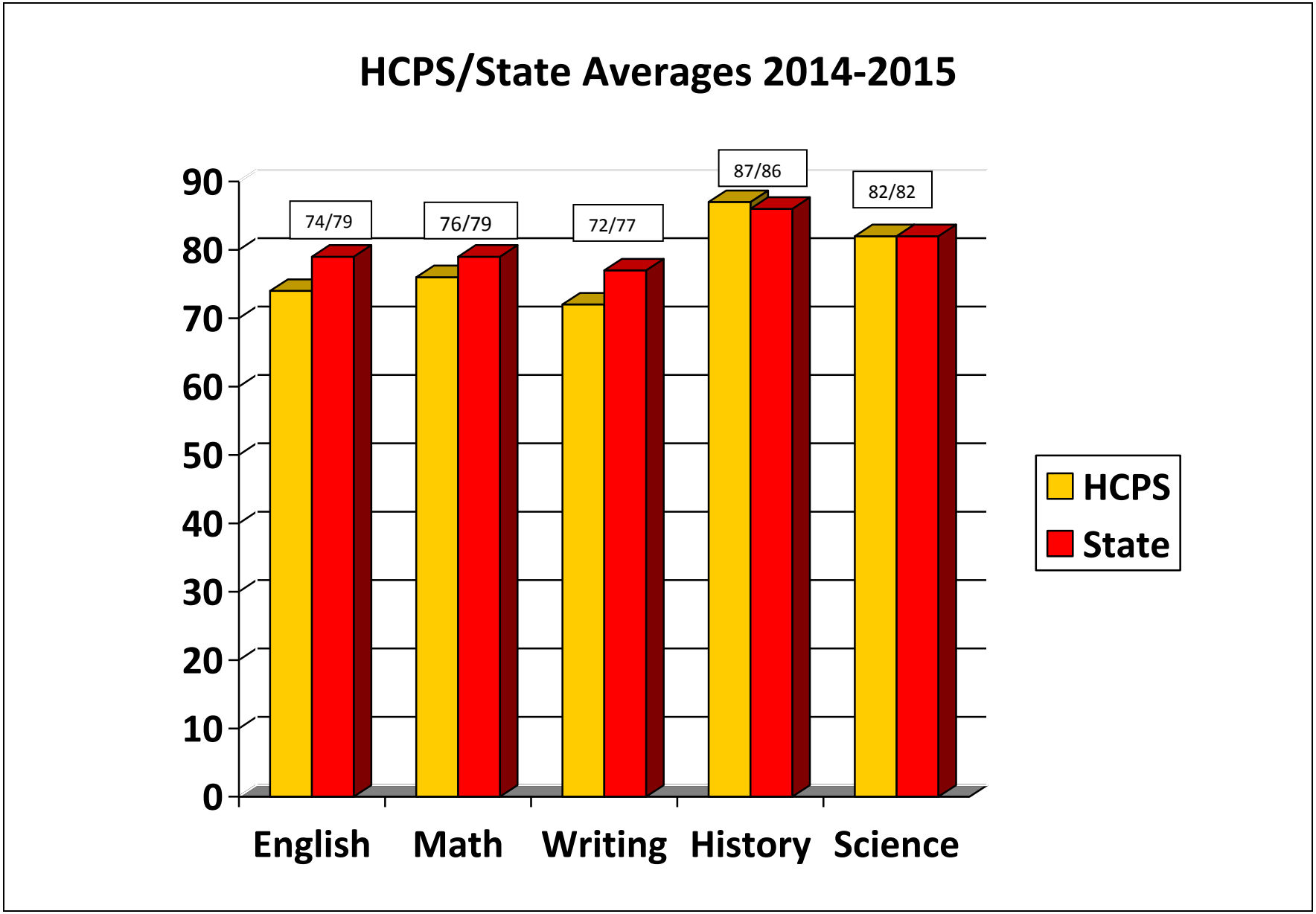
HCPS/State Averages 2014-2015
90
80
70
60
50
40
30
20
10
0
74/79
76/79
72/77
87/86
82/82
English
Math
Writing
History
Science
HCPS
State

HCPS SOL Scores

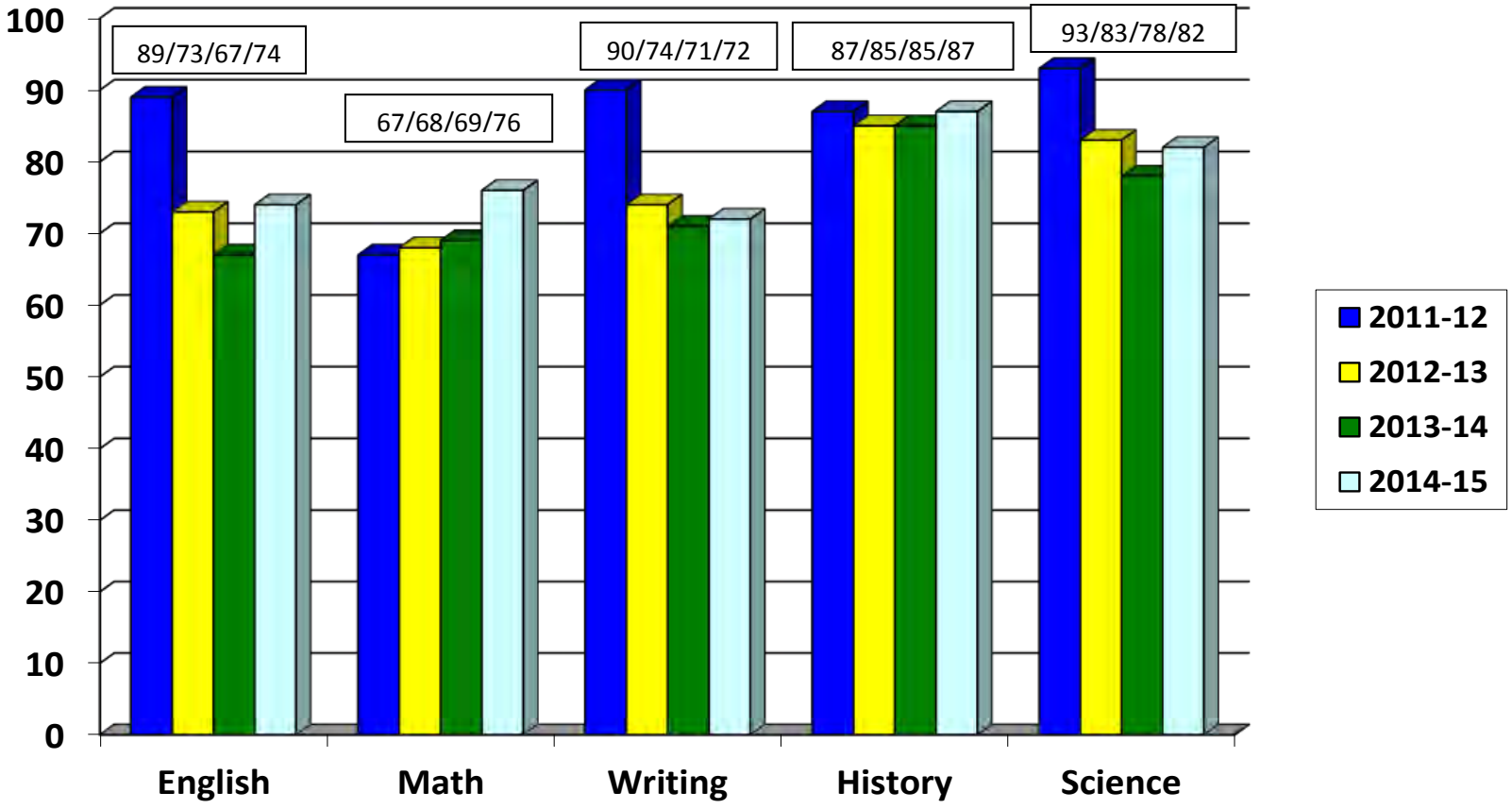

Henry County Schools Revenue Summary History

Source	2008-2009	%
Sales Tax	8,522,534	10.8%
State	42,572,289	53.9%
Federal/State Grant	9,500,000	12.0%
Other Funds	938,500	1.2%
County Funds	17,451,958	22.1%
Total	78,985,281	

Source	2009-2010	%
Sales Tax	7,128,615	9.4%
State	39,038,991	51.7%
Federal/State Grant	11,422,495	15.1%
Other Funds	901,000	1.2%
County Funds	17,077,895	22.6%
Total	75,568,996	

Source	2010-2011	%
Sales Tax	6,790,178	9.9%
State	34,183,893	50.0%
Federal/State Grant	9,500,000	13.9%
Other Funds	821,250	1.2%
County Funds	17,077,895	25.0%
Total	68,373,216	

Source	2011-2012	%
Sales Tax	7,315,743	10.6%
State	34,967,138	50.5%
Federal/State Grant	9,500,000	13.7%
Other Funds	821,250	1.2%
County Funds	16,577,895	24.0%
Total	69,182,026	

Source	2012-2013	%
Sales Tax	7,251,847	10.3%
State	35,716,069	50.9%
Federal/State Grant	9,653,000	13.7%
Other Funds	1,034,000	1.5%
County Funds	16,577,895	23.6%
Total	70,232,811	

Source	2013-2014	%
Sales Tax	7,498,674	10.5%
State	36,410,031	51.1%
Federal/State Grant	9,653,000	13.5%
Other Funds	1,134,000	1.6%
County Funds	16,577,895	23.3%
Total	71,273,600	

Source	2014-15	%
Sales Tax	7,663,002	10.5%
State	37,985,200	51.9%
Federal/State Grant	9,653,000	13.2%
Other Funds	1,165,000	1.6%
County Funds	16,652,895	22.8%
Total	73,119,097	

Source	2015-16	%
Sales Tax	7,780,516	10.6%
State	38,074,640	51.7%
Federal/State Grant	9,653,000	13.1%
Other Funds	1,150,000	1.6%
County Funds	16,952,895	23.0%
Total	73,611,051	

Source	2016-17	%
Sales Tax	8,186,420	10.5%
State	40,605,275	52.2%
Federal/State Grant	9,653,000	12.4%
Other Funds	1,746,600	2.2%
County Funds	17,603,313	22.6%
Total	77,794,608	

Note: Total may not equal 100.0% because of rounding

Henry County Schools
September 2015 Student Membership, Student Capacity and Utilization of Capacity

School	09/30/15 Membership	Student Capacity Basic [a]	Student Capacity with Auxiliary Spaces [b]	Utilization of Capacity	Utilization of Capacity with Auxiliary Space[b]
BHS	1,146	1,368	1,368	83.8%	83.8%
MVH	1,067	1,448	1,448	73.7%	73.7%
Total High School	**2,213**	**2,816**	**2,816**	**78.6%**	**78.6%**
FCM	883	1,097	1,097	80.5%	80.5%
LPM	768	1,094	1,094	70.2%	70.2%
Total Middle School	**1,651**	**2,191**	**2,191**	**75.4%**	**75.4%**
AE	393	423	423	92.9%	92.9%
CCE	327	476	476	68.7%	68.7%
CE	487	548	548	88.9%	88.9%
CP	280	278	338	100.7%	82.8%
DME	417	518	518	80.5%	80.5%
JRE	300	319	319	94.0%	94.0%
MOE	271	338	338	80.2%	80.2%
RAE	235	370	390	63.5%	60.3%
SE	244	312	432	78.2%	56.5%
STE	315	391	471	80.6%	66.9%
Total Elementary	**3,269**	**3,973**	**4,253**	**82.3%**	**76.9%**
System Total	**7,133**	**8,980**	**9,260**	**79.4%**	**77.0%**

[a] Based on original construction, renovations and additions.

[b] Primarily Mobile Units with average capacity of 20 students.

Updated 2/19/2016

Henry County Schools
Fall Enrollment Information
1977-2015, Actual; 2016-2020, Projected*

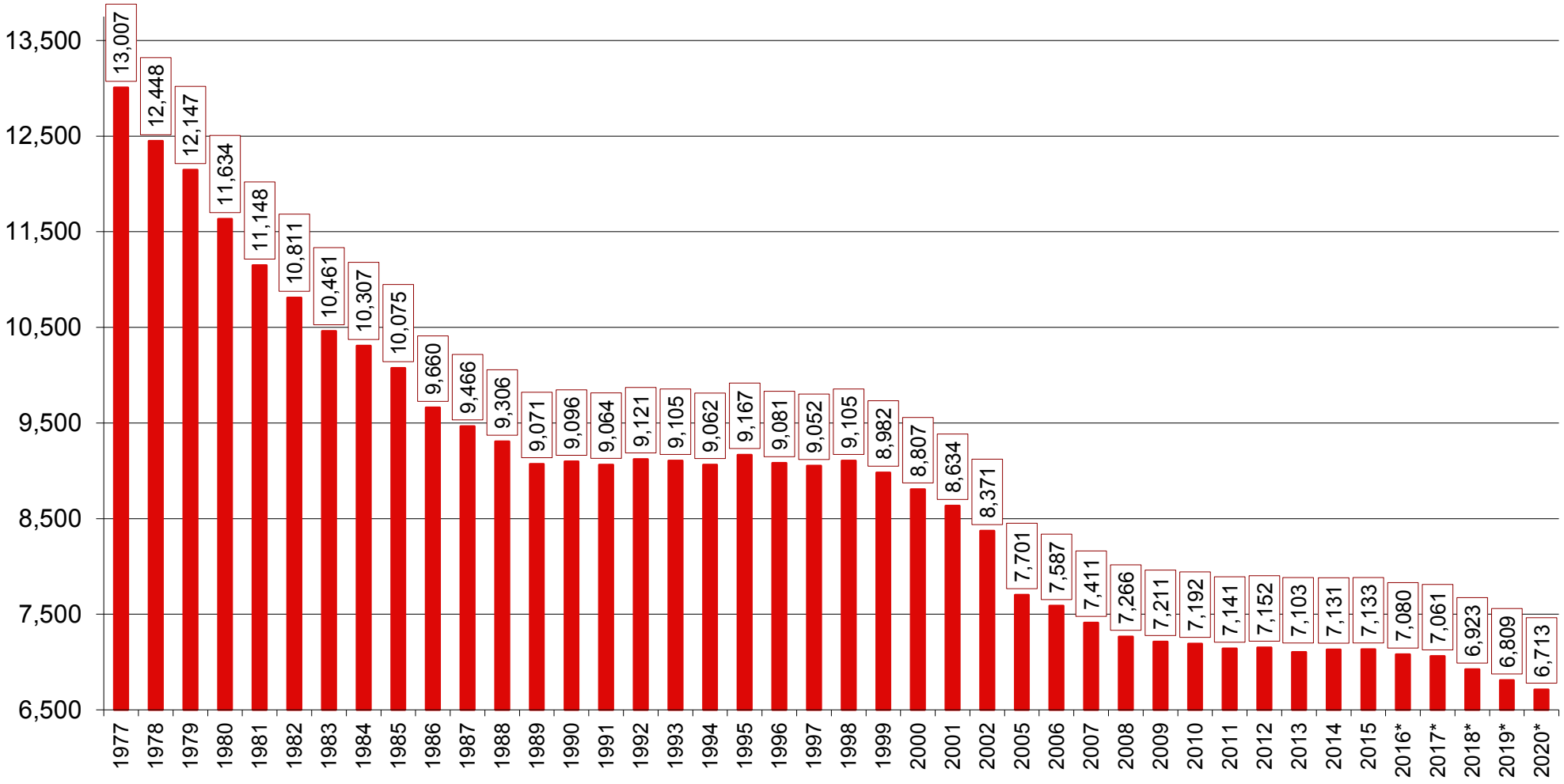

*Based on Cooper Center Projection

Henry County Schools
Special Education Enrollment
Relative to Total Fall Enrollment

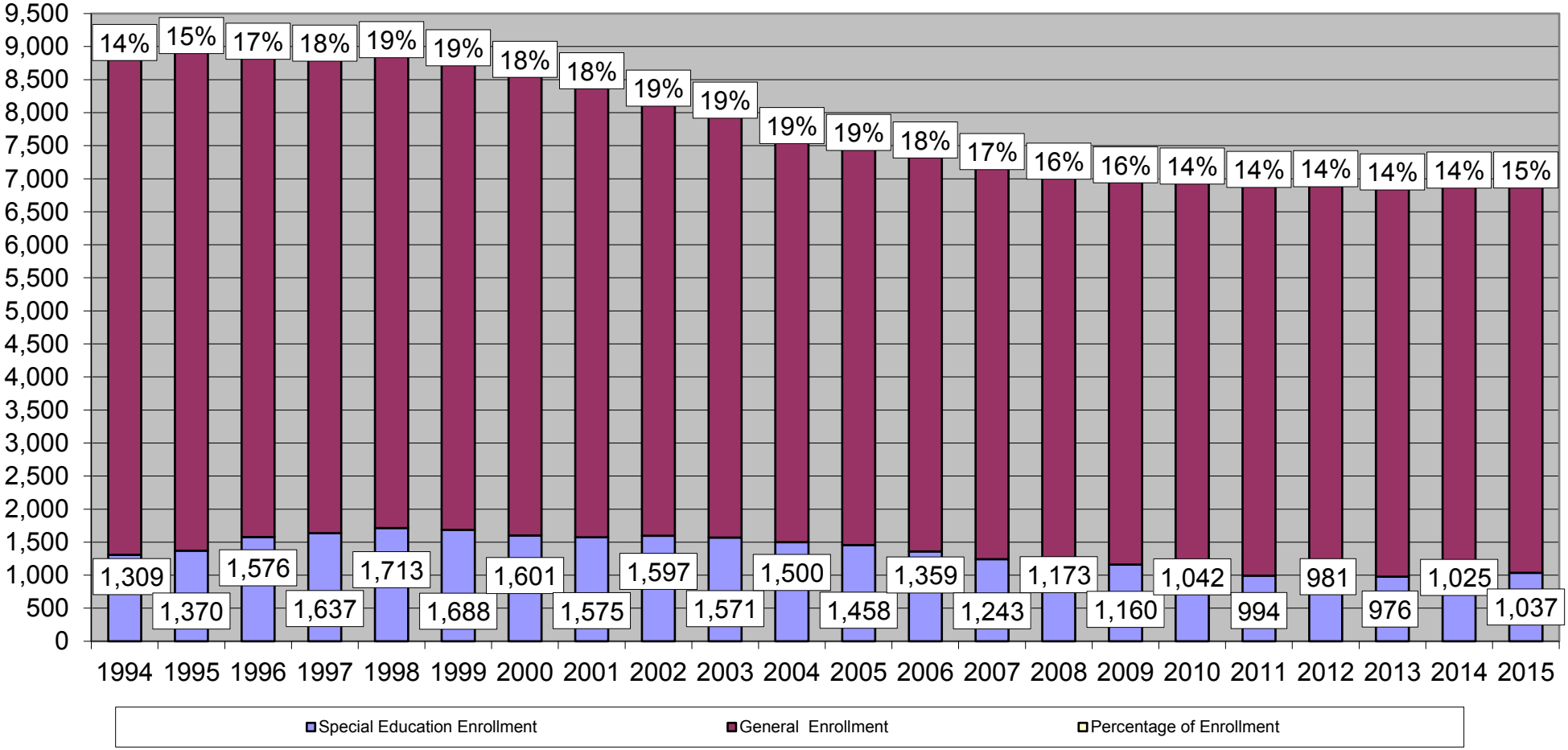

Henry County Public Schools
Teacher Salary Scale 2016-2017

Step	Years of Service	2016-2017 Salary
0	0-3	40,084
1	4-5	40,685
2	6-7	41,087
3	8	41,204
4	9	41,555
5	10	41,906
6	11	42,256
7	12	42,375
8	13	42,493
9	14	42,609
10	15	43,264
11	16	43,501
12	17	43,832
13	18	44,164
14	19	44,787
15	20	46,021
16	21	46,973
17	22	47,397
18	23	48,615
19	24	48,945
20	25	49,548
21	26	50,900
22	27	51,260
23	28	52,105
24	29	52,974
25	30	53,954
26	31	54,865
27	32	55,362
28	33	57,675

$2,100.00 stipend for Master
$2,600.00 stipend for Ed.S.
$3,100.00 stipend for Doctorate
1.5% increase steps 1-27; 1% increase step 28

2016-2017 Teachers

Step	Years of Service	Base Salary 2016-2017 (eff. 7/1/2016)	# of Employees	Total Base Salary
0	0-3	40,084	58	$ 2,324,872.00
1	4-5	40,685	46	$ 1,871,510.00
2	6-7	41,087	25	$ 1,027,175.00
3	8	41,204	23	$ 947,692.00
4	9	41,555	24	$ 997,320.00
5	10	41,906	17	$ 712,402.00
6	11	42,256	19	$ 802,864.00
7	12	42,375	15	$ 635,625.00
8	13	42,493	11	$ 467,423.00
9	14	42,609	23	$ 980,007.00
10	15	43,264	16	$ 692,224.00
11	16	43,501	15	$ 652,515.00
12	17	43,832	30	$ 1,314,960.00
13	18	44,164	24	$ 1,059,936.00
14	19	44,787	16	$ 716,592.00
15	20	46,021	19	$ 874,399.00
16	21	46,973	14	$ 657,622.00
17	22	47,397	20	$ 947,940.00
18	23	48,615	14	$ 680,610.00
19	24	48,945	8	$ 391,560.00
20	25	49,548	14	$ 693,672.00
21	26	50,900	8	$ 407,200.00
22	27	51,260	5	$ 256,300.00
23	28	52,105	4	$ 208,420.00
24	29	52,974	5	$ 264,870.00
25	30	53,954	7	$ 377,678.00
26	31	54,865	3	$ 164,595.00
27	32	55,362	9	$ 498,258.00
28+	33	57,675	49	$ 2,826,075.00
*Offstep		70,618	2	$ 141,236.00
		Totals	**543**	**$ 24,593,552.00**

Henry County Public Schools
Administrative Salary Scale 2016-2017

Job Class Description	Minimum	Midpoint	Maximum
Professional Support Staff	$45,764	$61,019	$76,274
Coordinator	$52,978	$70,637	$88,297
Assistant Principal - Elementary	$52,978	$70,637	$88,297
Assistant Principal - Middle School	$55,627	$74,169	$92,712
Assistant Principal - High School	$58,408	$77,878	$97,347
School Psychologist, Occupational or Physical Therapist	$60,151	$83,738	$107,326
Principal - Elementary	$64,396	$85,860	$107,326
Principal - Middle School	$67,614	$90,153	$112,692
Director	$67,614	$90,153	$112,692
Principal - High School	$74,546	$99,394	$124,243
Assistant Superintendent	$78,274	$104,364	$130,455

Henry County Public Schools
Classified Salary Scale 2016-2017

Days Worked	260	$260	260	260	183	240	260	260	260	183	200	183
Hours Worked	7.5	$8	7.5	7.5	7.5	7.5	8.0	8.0	8.0	7.5	7.5	7.5
Index	0.508		0.598	0.702	0.800	0.917	0.459	0.550	0.620	0.548	0.384	1.100
Position	Adm. & BKprs	Bus Mech II	Comp. Tech I	Exec/ Tech	HI Asst	JROTC Non-Com	Maint. I	Maint. II	Maint. III	Nurse LPN	Office Assistant	OT/PT Asst
Steps	**Scale**	**Scale**	**Scale**	**Scale**	**Scale**	**Scale**	**Scale**	**Scale**	**Scale**	**Scale**	**Scale**	**Scale**
0-1	$26,868	$38,353	$34,792	$37,141	$29,783	$44,771	$25,896	$31,031	$34,867	$21,404	$15,623	$40,950
2	$27,134	$38,731	$35,135	$37,497	$30,075	$45,213	$26,151	$31,335	$35,210	$21,617	$15,777	$41,354
3	$27,211	$38,841	$35,236	$37,604	$30,162	$45,341	$26,226	$31,425	$35,310	$21,678	$15,822	$41,472
4	$27,444	$39,172	$35,535	$37,923	$30,419	$45,727	$26,449	$31,692	$35,610	$21,862	$15,957	$41,825
5	$27,675	$39,504	$35,836	$38,244	$30,675	$46,113	$26,672	$31,959	$35,912	$22,048	$16,092	$42,178
6	$27,906	$39,834	$36,136	$38,563	$30,932	$46,499	$26,896	$32,227	$36,212	$22,231	$16,227	$42,531
7	$27,985	$39,945	$36,238	$38,672	$31,018	$46,629	$26,971	$32,319	$36,314	$22,294	$16,272	$42,650
8	$28,063	$40,056	$36,338	$38,779	$31,104	$46,759	$27,046	$32,408	$36,414	$22,355	$16,318	$42,769
9	$28,140	$40,166	$36,436	$38,885	$31,190	$46,887	$27,120	$32,497	$36,515	$22,417	$16,361	$42,886
10	$28,294	$40,386	$36,636	$39,098	$31,361	$47,143	$27,268	$32,675	$36,715	$22,541	$16,452	$43,121
11	$28,447	$40,606	$36,836	$39,311	$31,532	$47,402	$27,417	$32,853	$36,915	$22,663	$16,541	$43,356
12	$28,525	$40,716	$36,936	$39,419	$31,618	$47,530	$27,491	$32,943	$37,014	$22,724	$16,587	$43,473
13	$28,602	$40,826	$37,036	$39,525	$31,704	$47,659	$27,566	$33,032	$37,114	$22,786	$16,632	$43,593
14	$28,680	$40,937	$37,138	$39,632	$31,790	$47,788	$27,640	$33,120	$37,216	$22,847	$16,676	$43,710
15	$28,835	$41,159	$37,339	$39,846	$31,960	$48,047	$27,791	$33,301	$37,418	$22,972	$16,767	$43,946
16	$29,421	$41,996	$38,097	$40,657	$32,611	$49,022	$28,356	$33,977	$38,178	$23,437	$17,108	$44,840
17	$29,571	$42,210	$38,292	$40,864	$32,776	$49,272	$28,499	$34,150	$38,372	$23,558	$17,194	$45,068
18	$30,149	$43,036	$39,038	$41,663	$33,418	$50,235	$29,056	$34,818	$39,123	$24,018	$17,530	$45,949
19	$30,691	$43,807	$39,741	$42,410	$34,016	$51,138	$29,579	$35,443	$39,825	$24,450	$17,846	$46,773
20	$30,998	$44,249	$40,140	$42,837	$34,360	$51,652	$29,877	$35,799	$40,226	$24,696	$18,024	$47,244
21	$31,672	$45,208	$41,012	$43,767	$35,106	$52,773	$30,524	$36,577	$41,098	$25,233	$18,416	$48,271
22	$31,849	$45,462	$41,240	$44,012	$35,303	$53,069	$30,696	$36,782	$41,329	$25,374	$18,519	$48,540
23	$32,236	$46,014	$41,742	$44,547	$35,731	$53,714	$31,068	$37,228	$41,831	$25,681	$18,745	$49,130
24	$32,623	$46,566	$42,243	$45,080	$36,159	$54,358	$31,441	$37,675	$42,333	$25,989	$18,968	$49,720
25	$33,087	$47,227	$42,843	$45,722	$36,674	$55,131	$31,887	$38,210	$42,933	$26,359	$19,238	$50,426
26	$34,374	$49,066	$44,511	$47,502	$38,101	$57,276	$33,130	$39,698	$44,605	$27,385	$19,987	$52,389
27	$34,524	$49,281	$44,706	$47,709	$38,267	$57,527	$33,273	$39,871	$44,800	$27,505	$20,075	$52,617
28+	$38,278	$54,635	$49,565	$52,895	$42,525	$63,781	$36,890	$44,204	$49,669	$30,494	$22,257	$58,337

Henry County Public Schools
Classified Salary Scale 2016-2017

Days Worked	183	$183	183	200	200	200	240	200	183
Hours Worked	7.5	$8	7.5	7.5	7.5	7.5	7.5	7.5	7.5
Index	0.423		0.520	1.000	0.460	0.480	0.460	1.197	0.423
Position	Para Prof I	Para Prof I-A	Para Prof 2	School Nurse RN	Secretary	Sec/Bkk-200	Secretary -11	Speech Therapist	Health Office Asst
Steps	**Scale**	**Scale**	**Scale**	**Scale**	**Scale**	**Scale**	**Scale**	**Scale**	**Scale**
0-1	$15,748	$17,350	$19,358	$40,685	$18,715	$19,530	$22,458	$48,701	$16,523
2	$15,903	$17,520	$19,550	$41,087	$18,899	$19,721	$22,680	$49,182	$16,686
3	$15,948	$17,570	$19,605	$41,204	$18,954	$19,777	$22,745	$49,322	$16,733
4	$16,084	$17,721	$19,772	$41,555	$19,115	$19,947	$22,938	$49,741	$16,876
5	$16,220	$17,870	$19,938	$41,906	$19,278	$20,115	$23,132	$50,161	$17,019
6	$16,355	$18,019	$20,106	$42,256	$19,438	$20,283	$23,326	$50,582	$17,160
7	$16,401	$18,070	$20,163	$42,375	$19,493	$20,340	$23,392	$50,723	$17,209
8	$16,446	$18,119	$20,218	$42,493	$19,547	$20,396	$23,456	$50,864	$17,256
9	$16,492	$18,169	$20,274	$42,609	$19,600	$20,452	$23,521	$51,004	$17,304
10	$16,582	$18,270	$20,384	$42,842	$19,707	$20,564	$23,650	$51,283	$17,399
11	$16,672	$18,368	$20,495	$43,077	$19,816	$20,678	$23,779	$51,563	$17,494
12	$16,717	$18,418	$20,551	$43,193	$19,869	$20,733	$23,842	$51,702	$17,541
13	$16,763	$18,468	$20,608	$43,311	$19,922	$20,790	$23,907	$51,844	$17,588
14	$16,808	$18,518	$20,662	$43,428	$19,976	$20,846	$23,971	$51,982	$17,636
15	$16,900	$18,618	$20,774	$43,663	$20,084	$20,958	$24,102	$52,265	$17,732
16	$17,243	$18,997	$21,197	$44,550	$20,493	$21,384	$24,591	$53,326	$18,092
17	$17,330	$19,093	$21,304	$44,777	$20,597	$21,493	$24,716	$53,597	$18,184
18	$17,669	$19,467	$21,721	$45,653	$21,001	$21,913	$25,200	$54,646	$18,540
19	$17,987	$19,816	$22,112	$46,472	$21,377	$22,308	$25,651	$55,627	$18,873
20	$18,169	$20,017	$22,334	$46,939	$21,591	$22,531	$25,910	$56,186	$19,064
21	$18,561	$20,450	$22,818	$47,959	$22,061	$23,020	$26,473	$57,407	$19,476
22	$18,666	$20,564	$22,946	$48,227	$22,184	$23,149	$26,621	$57,728	$19,585
23	$18,893	$20,815	$23,225	$48,813	$22,453	$23,430	$26,944	$58,429	$19,824
24	$19,120	$21,065	$23,503	$49,398	$22,723	$23,710	$27,268	$59,130	$20,061
25	$19,391	$21,363	$23,838	$50,100	$23,047	$24,048	$27,656	$59,969	$20,346
26	$20,145	$22,195	$24,766	$52,051	$23,944	$24,985	$28,732	$62,305	$21,137
27	$20,234	$22,292	$24,874	$52,278	$24,048	$25,094	$28,857	$62,577	$21,231
28+	$22,434	$24,715	$27,579	$57,961	$26,661	$27,821	$31,995	$69,378	$23,539

2015-2016 Salary Schedules for Teachers
BA Benchmark Salaries by Locality

Locality	Experience	Salary Amount
Henry	Minimum	39,492
	5 years	40,084
	10 years	41,632
	15 years	42,440
	20 years	44,861
	25 years	48,923
	30 years	52,660
Danville	Minimum	38,000
	5 years	39,457
	10 years	41,429
	15 years	42,613
	20 years	45,376
	25 years	51,294
	30 years	55,239
Franklin County	Minimum	36,662
	5 years	37,630
	10 years	38,775
	15 years	40,301
	20 years	51,258
	25 years	58,784
	30 years	58,784

Locality	Experience	Salary Amount
Martinsville	Minimum	39,315
	5 years	39,906
	10 years	41,022
	15 years	41,868
	20 years	44,418
	25 years	46,002
	30 years	49,131
Patrick	Minimum	36,256
	5 years	36,417
	10 years	37,336
	15 years	39,491
	20 years	43,799
	25 years	49,183
	30 years	54,771
Pittsylvania	Minimum	38,403
	5 years	39,172
	10 years	39,824
	15 years	40,913
	20 years	42,328
	25 years	43,959
	30 years	47,225

HENRY COUNTY SCHOOLS
SALARY INCREASES FROM 1991 TO 2016

Year	Licensed	Classified
1991-1992	0%	0%
1992-1993	5.5%	5.5% classified employees, 3.85% avg. bus drivers, 3% minibus drivers, 5% avg. food services
1993-1994	2% (master's supplement also increased by 2%)	2%
1994-1995	3.8%	3.8%
1995-1996	1.31%	1.31%
1996-1997	5% teachers, 2.5 % administrators	2.5%
1997-1998	3.6% avg. teachers, 3.75% avg. for administrators (2.5% with 0-10 years, 5% with 11+ years)	3.7% avg. bus drivers & maintenance, 3.9% avg. instr. aides, 6.3% avg. clerical, 7.5% avg. food services
1998-1999	3% teachers, 2.5% administrators	2.5%
1999-2000	5.8% avg. teachers, 2.5% administrators	5%
2000-2001	6.9% avg. teachers, 5% administrators	5%
2001-2002	2.8%	2.8%
2002-2003	1.1%	1.1%
2003-2004	2.25% avg.	2.25% avg.
2004-2005	5% avg.	5% avg.
2005-2006	5%	5%
2006-2007	7% avg.	7% avg.
2007-2008	3% avg.	3% avg.
2008-2009	Step + 3%	Step + 3%
2009-2010	Step	Step
2010-2011	0	0
2011-2012	Step + 3%	Step + 3%
2012-2013	5% - VRS required increase	5% - VRS required increase
2013-2014	2% - effective January 1, 2014	2% - effective January 1, 2014
2014-2015	0%	0%
2015-2016	Steps 14-27 - increases ranging from .5%-4%-effective July 1, 2015 Steps 1-27 1.5% increase, Step 28+ 1% increase effective January 1,	1.5% - effective January 1, 2016, special education paraprofessionals 5%
2016-2017	Steps 10-27 - increases ranging from 1-4%, 1.5% increase all steps	Bus drivers, Aides, LPN, HOA, and special education paraprofessionals 5%; 1.5% increase all full time employees

Virginia Department of Education

Projected FY 2017 and Projected FY 2018 State Payments Based on the Governor's Introduced 2016-2018 Biennial Budget (HB/SB 30)

Standards of Quality (SOQ), Incentive, Categorical, and Lottery-Funded Programs in Direct Aid to Public Education
As of December 22, 2015

044 - HENRY

NUM	DIVISION	Projected FY 2017 Unadjusted ADM[2]	Projected FY 2017 Adjusted ADM[2]	Projected FY 2018 Unadjusted ADM[2]	Projected FY 2018 Adjusted ADM[2]
044	HENRY	7,020.00	7,020.00	7,008.45	7,008.45

Please note: some accounts have been updated for local enrollment projections.
See footnotes for more details.

	2016-2018 Composite Index	FY 2017		FY 2018	
	0.2331	FY 2017 State Share	FY 2017 Local Share	FY 2018 State Share	FY 2018 Local Share
Standards of Quality Programs:					
⇨	***Basic Aid***	23,547,189	7,157,191	23,310,443	7,085,232
	Sales Tax [4]	8,186,420	N/A[1]	8,480,198	N/A[1]
⇨	**Textbooks** [5]	591,016	179,640	590,043	179,344
⇨	**Vocational Education**	403,773	122,727	403,109	122,525
⇨	**Gifted Education**	258,415	78,545	257,989	78,416
⇨	**Special Education**	2,675,668	813,272	2,671,266	811,934
⇨	**Prevention, Intervention, & Remediation**	1,383,595	420,545	1,381,319	419,853
⇨	**VRS Retirement** *(Includes RHCC)* [6]	3,095,592	940,908	3,439,859	1,045,549
⇨	**Social Security**	1,502,035	456,545	1,499,564	455,794
⇨	**Group Life**	91,522	27,818	102,121	31,040
	Remedial Summer School [7, 9]	162,268	N/A[1]	191,340	N/A[1]
	Subtotal - SOQ Accounts [3]	**41,897,493**	**10,197,191**	**42,327,251**	**10,229,687**
Incentive Programs:					
	Compensation Supplement [13]	***Not Funded in FY 2017***		632,168	98,538
	Academic Year Governor's School [8]	566,100	N/A[1]	654,221	N/A[1]
	At-Risk (Split funded - See Lottery section below)	83,715	25,445	181,145	55,059
	Additional Instructional Positions [15]	482,886	N/A[1]	902,996	N/A[1]
	Math/Reading Instructional Specialists	0	0	0	0
	Early Reading Specialists Initiative	0	0	0	0
	Technology - VPSA [10]	492,000	82,800	492,000	82,800
	Subtotal - Incentive Accounts [3]	**1,624,701**	**108,245**	**2,862,530**	**236,397**
Categorical Programs:					
	Adult Education [7]	0	N/A[1]	0	N/A[1]
	Virtual Virginia [7]	0	N/A[1]	0	N/A[1]
	American Indian Treaty Commitment [7]	0	N/A[1]	0	N/A[1]
	School Lunch [7]	41,687	N/A[1]	41,687	N/A[1]
	Special Education - Homebound [7]	24,062	N/A[1]	24,544	N/A[1]
	Special Education - State-Operated Programs [7]	0	N/A[1]	0	N/A[1]
	Special Education - Jails [7]	7,746	N/A[1]	8,334	N/A[1]
	Subtotal - Categorical Accounts [3]	**73,495**	**0**	**74,565**	**0**

Virginia Department of Education

Projected FY 2017 and Projected FY 2018 State Payments Based on the Governor's Introduced 2016-2018 Biennial Budget (HB/SB 30)

Standards of Quality (SOQ), Incentive, Categorical, and Lottery-Funded Programs in Direct Aid to Public Education
As of December 22, 2015

044 - HENRY

NUM	DIVISION	Projected FY 2017 Unadjusted ADM[2]	Projected FY 2017 Adjusted ADM[2]	Projected FY 2018 Unadjusted ADM[2]	Projected FY 2018 Adjusted ADM[2]
044	HENRY	7,020.00	7,020.00	7,008.45	7,008.45

Please note: some accounts have been updated for local enrollment projections. See footnotes for more details.

	2016-2018 Composite Index	FY 2017		FY 2018	
	0.2331	FY 2017 State Share	FY 2017 Local Share	FY 2018 State Share	FY 2018 Local Share
	Lottery-Funded Programs				
	Foster Care [7]	45,173	N/A[1]	45,800	N/A[1]
	No-Loss [14]	0	N/A[1]	*Not Funded in FY 2018*	
	At-Risk (Split funded - See Incentive section above)	1,800,737	547,336	1,702,412	517,450
	Virginia Preschool Initiative [11]	1,283,791	390,210	1,283,791	390,210
⇨	Early Reading Intervention	160,261	48,711	160,261	48,711
	Mentor Teacher Program	2,937	N/A[1]	2,937	N/A[1]
	K-3 Primary Class Size Reduction	1,929,066	586,341	1,954,612	594,106
	School Breakfast [7]	63,956	N/A[1]	59,806	N/A[1]
⇨	SOL Algebra Readiness	164,612	50,034	164,612	50,034
	Alternative Education [7, 8]	177,684	N/A[1]	187,186	N/A[1]
	ISAEP	31,434	N/A[1]	31,434	N/A[1]
	Special Education-Regional Tuition [7, 8]	882,508	N/A[1]	905,596	N/A[1]
	Career and Technical Education [7, 8]	31,314	N/A[1]	31,314	N/A[1]
	Supplemental Basic Aid	0	N/A[1]	0	N/A[1]
⇨	English as a Second Language [12]	393,648	119,650	417,142	126,791
	Subtotal - Lottery-Funded Programs [3]	**6,967,121**	**1,742,282**	**6,946,903**	**1,727,302**
	Total State & Local Funds	**$50,562,809**	**$12,047,718**	**$52,211,249**	**$12,193,386**

1 "N/A" = no local match required for this program.
2 ADM values shown are based on local projections of March 31 ADM for FY 2017.
3 Columns may not add due to rounding.
4 Projected revenue estimate. Semi-monthly payments will be based on actual sales tax receipts. Pursuant to the Appropriation Act, the Basic Aid state payment calculation is based on the appropriated sales tax distribution and is not adjusted for actual sales tax revenues received.
5 The Governor's Introduced Budget assigns the entire funding for Textbooks to the SOQ area. Required Local Effort for Textbooks is based on the payments in the SOQ area.
6 VRS Retirement includes payments for the Retiree Health Care Credit (RHCC). Please see the Budget Variables tab for the funded RHCC rate.
7 Projected state payment. Final payments will be based on actual expenditures, up to the projected state payment, subject to the availability of funds.
8 Includes state funding for regional vocational, special, and alternative education programs and Academic Year Governor's Schools.
9 Payments for Remedial Summer School are based on projected FY 2017 and FY 2018 enrollment used in the Governor's Introduced Budget.
10 Payments for the VPSA Technology Grants are made from bond proceeds on a reimbursement basis and may begin following each bond issuance. These payments include funding for the school division and the schools for which the division serves as the fiscal agent.
11 Payments for the Virginia Preschool Initiative are based on projected FY 2017 and FY 2018 enrollment used in the Governor's Introduced Budget.
12 Payments for English as a Second Language are based on projected FY 2017 and FY 2018 enrollment used in the Governor's Introduced Budget.
13 Governor's Introduced Budget calculates the state share of Compensation Supplement funds based on a 2% salary increase effective July 10, 2017, for funded SOQ instructional and support positions. The local match requirement for both instructional and support positions is based on a 2% salary increase effective January 1, 2018 (equivalent to 6 months of required local funding), while the state share of funds is calculated based on an effective date of July 10, 2017 (equivalent to approximately 11.7 months of state funding).
NOTE: This funding is contingent on revenue estimates for fiscal year 2018 being met or exceeded.
14 Funding for divisions losing funding in FY 2017 compared to FY 2016 Chapter 665 (Acts of the Assembly) distributions.
15 Funding for additional instructional positions in FY 2017 and FY2018.
⇨ = SOQ accounts requiring a local match for purpose of meeting Required Local Effort.
BOLD = Account funding based on ADM; any changes in ADM numbers will result in a change in the state payment amount.

Proposed Five-Year Capital Improvement Plan
FY2016 – FY2020

Overview

This Capital Improvement Plan (CIP) provides a recommended framework for undertaking major capital improvements over the next five years. The following goals continue to guide planning and prioritization of the CIP.

1. Provide a safe, healthy, and inviting learning environment for students, staff, parents, and community.
2. Protect infrastructure and ensure the proper operation of all critical building systems.
3. Ensure that facilities are energy efficient.
4. Ensure that facilities are equipped for current instructional and administrative technologies.

The economic downturn undermined many of the funding assumptions used to develop the plan. All funding sources have depleted to include: decrease in state funding, stimulus funding has expired, and all low interest rate funding opportunities are not being funded. The challenge with this plan is to find the base funding source for these projects.

Identifying facility needs are based on input from principals and administrators, facilities staff and consultants. Cornett & Cundiff, Inc. performed a survey of division roofs, estimated costs and determined timelines for replacement of this critical building component. Also, Moseley Architects have completed a full facilities assessment to assist with planning capital needs.

From the list of needs, twenty-one (21) major projects costing over $100,000 are included in the current CIP. The total cost of these projects including architectural and engineering (AE) fees is approximately $51 million (M).

Today's construction market is very favorable to owners, with most bid results below pre-recession estimates. Prices will return to former levels as more construction work becomes available and the number of bidders decline. Unfortunately, because of budget reductions, our division is not positioned to take advantage of this opportunity for savings.

As a caution, estimates should be considered place holders. The best estimates are obtained after preparation of working drawings (bid documents) and the true cost is determined through the competitive bid process.

Timelines

Since the means does not exist within the FY2015 Budget to finance this plan, the following timelines are hypothetical and predicated on the assumption that the division will increase its Facilities Category over each of the next five fiscal years.

The following tables provide a description of projects, status, costs and recommended timelines for each project. In some cases, projects are bundled for similar types of work or because of advantages related to logistics.

Priorities	Project	Description/Rationale	Cost, $	Year
1	New Collinsville Elementary	Construct new elementary school to combine Collinsville Primary and John Redd Smith along with special education students from Stanleytown Elementary. The proposed cost estimate does not include land acquisition or site development.	Proposed Cost Estimate 21,000,000	2016
2	BHS HVAC System, Ceiling & Lighting Replacement	Replace deteriorated 1978 HVAC system, excluding existing chillers. While chillers at Bassett were replaced in the 1990s and in 2002, air handlers, variable air volume units and most of the controls are original equipment and deteriorated from use and age. Project includes adding air conditioning for gym and kitchen.	3,689,000	2015
	Total FY2016		**$24,689,000**	
3	SE Renovation & Addition	Construct new classroom additions to replace the 1927 original structure and discontinue use of mobile units, develop teacher support/resource areas, enlarge library, improve traffic flow and parking, renovate older areas of the building, and enlarge/renovate kitchen.	6,500,000	2016
4	AE/RAE paving improvements	Front parking lots are in need of repair to maintain a safe parking and driving area. Evidence of weathering on existing pavement	275,000	2017

5	FCMS Renovations	Renovate administrative areas, space for special education and renovations to the sixth grade wing	2,400,000	2017
6	AE Replace Variable Air Volume Boxes and controls	VAV Boxes currently have pneumatic controls and out of date. Replace these boxes with new Direct Digital Controls boxes for better control of environment	325,000	2017
7	BHS Bathroom Renovations	Bathrooms have existing fixtures and in need of an upgrade for better handicap accessibility	525,000	2017
	Total FY2017		**$10,025,000**	
8	CE Kitchen/ Storage Renovation & Addition	Kitchen & storage addition, to replace modular buildings. This is the smallest kitchen in the division and one of the largest Elementary school population	1,080,000	2018
9	TG Roof Replacement	Replace existing roof with new fully adhered 60-mil EPDM with tapered average R21 insulation.	143,640	2018
10	Renovate CCL	Renovate by replacing HVAC, lighting, finishes, doors and hardware, windows, renovating toilets, etc. HVAC system and windows very inefficient	2,430,000	2018
	Total FY2018		**$3,653,640**	
11	BHS Roof Replacement	Existing coating warranty will be up and due for replacement	2,690,000	2019
12	DME Covered Walkway	Construct covered walkway for bus and car rider loops. This will help keep children and staff out of weather during arrival and dismissal time	216,000	2019
13	BHS/MVHS Athletic Field-House	Both high schools are in need of an athletic field house near the football fields. This is for safety of the students participating	750,000	2019

14	BHS/MVHS/FCMS/ LPMS Install Generators	The listed schools could be used for a community emergency, and currently does not have a generator on site for back-up lights are to keep refrigeration on line	725,000	2019
	Total FY2018		**$4,381,000**	
15	LPMS Replace HVAC Rooftop Units	The normal life expectancy of rooftop A/C units is 18 years. At this point the rooftop units will be approximately 20 years old and due for replacement	780,000	2020
16	LPMS Roof Replacement	Replace existing roof with new EPDM roof	1,939,000	2020
17	RAE/SE/STE/ FCMS chiller replacement	The normal life expectancy of air cooled chillers is 20 years. At this point all of the listed chillers have met the end of their life, and due for replacement	600,000	2020
18	DME/CCE/CE/ FCMS Handicap Accessible Upgrades	Installation of elevator lifts for access to multiple levels	550,000	2020
19	FCM Gym & Kitchen Air Conditioning	Add air conditioning for gym and kitchen.	540,000	2020
23	LPMS Gym Air Conditioning	Add air conditioning for gym and kitchen.	440,000	2020
24	Pupil Transportation New Facility	Relocate bus garage to new location with adequate parking.	1,620,000	2020
	Total FY2019		**$6,469,000**	

HENRY COUNTY SCHOOLS - PUPIL TRANSPORTATION

Ten-year Maintenance Vehicle Replacement Plan - 2016-2025

1. One car **$ 25,000**

We currently have a 1998 Mercury station wagon M-50, that our Energy Manager uses. This car has over 200,000 miles and is used daily, nightly and weekends for building audits. This vehicle due to the age and use shows considerable amount of wear and tear, and is due for replacement. I feel we could replace this vehicle with a small pick-up truck or mid-size car with a cost estimate of approximately $25,000 through Department of General Services from state contract.

2. Dump Truck w/Snow Plow **$ 78,500**

There is one 1990 International dump truck M-9 with over 250,000 miles that needs to be replaced. This truck is over twenty years old and shows wear and tear from normal use. It is hard to find parts for this vehicle due to its age. Dump trucks are used daily for various needs and are equipped with snow blades for snow removal during inclement weather. The truck and dump body will cost approximately $75,000 and snowplow package will cost approximately $3,500.

3. One Sport Utility **$ 35,000**

We currently have a 1998 Chevrolet Blazer used by the Supervisor of Facilities maintenance on a daily basis. This vehicle has approximately 115,000 miles and due for replacement. Due to its age and use, this vehicle is beginning to show signs of wear and tear. I feel we could replace this vehicle with another sport utility vehicle with a cost estimate of approximately $35,000 through Department of General Services from state contract.

4. Dump Truck w/Snow Plow **$ 78,500**

There is one 1990 GMC dump truck M-3 with over 140,000 miles that needs to be replaced. This truck is over twenty years old and shows wear and tear from normal use. Dump trucks are used daily for various needs and are equipped with snow blades for snow removal during inclement weather. The truck and dump body will cost approximately $75,000 and snowplow package will cost approximately $3,500.

1. Nine 65 Passenger School Buses w/White Roof, Video System $ 837,000

Regulations Governing Pupil Transportation, January, 2004 issued by the Department of Education under 8 VAC 20-70-490. Purchase states, "The responsibility for purchasing school buses and school activity vehicles which meet state and federal requirements rest with the division superintendents and local school boards. A schedule for the replacement of buses on a continuing basis shall be developed and implemented by each school division".

There are 140 school buses in the Henry County Schools bus fleet, with 116 being used on a daily basis. Ninety-five conventional school buses are used on daily bus routes, 20 are used for daily Special Needs students, and one transports Governor School students. The spare fleet consists of 18 conventional and six special needs buses. Factors that have to be considered when considering a reasonable replacement cycle include metal fatigue, mileage, and overall condition of school buses. Replacing nine school buses annually would result in a 15-year replacement cycle. This replacement cycle is endorsed by the National Association of State Directors of Pupil Transportation Services (NASDPTS) in a position paper issued January 2002.

There are eleven 1997 International 64 passenger conventional school buses. These school buses show the stress from normal use over the years they have been in service. Also, it is difficult to find parts for vehicle this old. Vendors selling OEM parts as well as parts houses selling after-market parts have trouble finding replacement parts for vehicles over ten years old. It is recommended that nine 1997 64 passenger conventional buses showing the most wear and tear / and or highest mileage be replaced. Estimated cost per bus is $93,000.

2. Five Special Needs Buses equipped w/Wheelchair Lift and Two Twenty Passenger Special Needs Buses. $ 770,000

There are two 2001 and three 2003 International special needs mini buses with wheel chair lifts. There is also one 2005 Ford 20 passenger and one 2002 Chevrolet 20 passenger special needs buses. These buses show the stress from normal use over the years they have been in service. Vendors selling OEM parts as well as parts houses selling after-market parts have trouble finding replacement parts for vehicles over ten years old. It is recommended that two 2001, the three 2003 International

special needs buses with wheelchair lifts, one 2005 Ford and one 2002 Chevrolet 20 passenger special needs buses be replaced. Estimated cost per bus is $110,000.

3. Nine 65 Passenger School Buses w/White Roof, Video System $ 855,000

There are two 1997 and eleven 1999 International 64-passenger conventional school buses. These school buses show the stress from normal use over the years they have been in service. Also, it is difficult to find parts for vehicle this old. Vendors selling OEM parts as well as parts houses selling after-market parts have trouble finding replacement parts for vehicles over ten years old. It is recommended that two 1997 and seven 1999 64 passenger conventional buses showing the most wear and tear / and or highest mileage be replaced. Estimated cost per bus is $95,000.

4. Nine 65 Passenger School Buses w/White Roof, Video System $ 882,000

There are four 1999 and eleven 2001 International 64-passenger conventional school buses. These school buses show the stress from normal use over the years they have been in service. Also, it is difficult to find parts for vehicle this old. Vendors selling OEM parts as well as parts houses selling after-market parts have trouble finding replacement parts for vehicles over ten years old. It is recommended that four 1999, five 2001 64 passenger conventional International buses showing the most wear and tear / and or highest mileage be replaced. Estimated cost per bus is $98,000

5. Two Special Needs Buses equipped w/Wheelchair Lift $ 224,000

There are two 2005 International special needs mini buses with wheel chair lifts. These buses show the stress from normal use over the years they have been in service. Vendors selling OEM parts as well as parts houses selling after-market parts have trouble finding replacement parts for vehicles over ten years old. It is recommended that two International special needs buses with wheelchair lifts be replaced. Estimated cost per bus is $112,000.

6. Nine 65 Passenger School Buses w/White Roof, Video System $ 909,000

There are six 2001 International 64 passenger, one 2001 International 64 passenger with wheelchair and five 2003 International 64 passenger buses. These school buses show the stress from normal use over the years they have been in

service. Also, it is difficult to find parts for vehicle this old. Vendors selling OEM parts as well as parts houses selling after-market parts have trouble finding replacement parts for vehicles over ten years old. It is recommended that six 2001 International 64 passenger conventional buses, the one 2001 64 passenger wheelchair bus and two 2003 64 passenger buses be replaced. Estimated cost per bus is $101,000.

7. Four Special Needs Buses equipped w/Wheelchair Lift $ 456,000

There are four 2009 Thomas special needs mini buses with wheel chair lifts. These buses show the stress from normal use over the years they have been in service. Vendors selling OEM parts as well as parts houses selling after-market parts have trouble finding replacement parts for vehicles over ten years old. It is recommended that four Thomas special needs buses with wheelchair lifts be replaced. Estimated cost per bus is $114,000.

8. Nine 65 Passenger School Buses w/White Roof, Video System $ 936,000

There is three 2003 and eighteen 2004 International 64-passenger conventional school buses. These school buses show the stress from normal use over the years they have been in service. Also, it is difficult to find parts for vehicle this old. Vendors selling OEM parts as well as parts houses selling after-market parts have trouble finding replacement parts for vehicles over ten years old. It is recommended that two 2003 and seven 2004 International 64 passenger conventional buses showing the most wear and tear / and or highest mileage be replaced. Estimated cost per bus is $104,000

9. Nine 65 Passenger School Buses w/White Roof, Video System $ 963,000

There are twelve 2004 International 64 passenger conventional school busses. These buses show the stress from normal use over the years they have been in service. Also, it is difficult to find parts for vehicles this old. Venders selling OEM parts as well as parts houses selling after-market parts have trouble finding replacement parts for vehicles over ten years old. It is recommended that nine 2004 64 passenger conventional buses showing the most wear and tear and or the highest mileage be replaced. Estimated cost per bus is $107,000.

Budget FY 2017

Textbook Budget

Cafeteria Operating Budget

HENRY COUNTY PUBLIC SCHOOLS

TEXTBOOK BUDGET

Estimated Costs: 2016 – 2017

Revenues:

Projected Balance – July 1, 2016	$ 986,170.12
State Funding (2016– 2017)	591,016.00
TOTAL REVENUES	$ 1,577,186.12

Expenditures:

2016-2017 Social Studies Adoption (K-12)	$ 500,000.00
Consumable / Replacement	420,700.00
iPad Lease	137,067.89
TOTAL EXPENDITURES	$ 1,057,767.89
PROJECTED BALANCE – July 1, 2017	$ **519,418.23**

School Nutrition Programs and Budget Overview for FY 2017

Budget Overview - Significant Changes

Revenues

- Student Lunch Revenue – Large drop in this category due to CEP participation by the elementary schools. We expect the amount of participating full-pay students in the secondary schools to continue to drop in the coming year. We are required to increase student paid lunch prices for FY 2017 by $0.10 due to the Paid Lunch Equity Act that is part of the Healthy, Hunger-Free Kids Act of 2010. Budgeted revenue for 2017 is in line with projected figures for 2016.
- Adult Meals – Adult lunch and breakfast prices increased in FY 2015. Adult lunch participation dropped slightly in FY 2015, but has recovered this year. Participation in both breakfast and lunch expected to remain static for FY 2017.
- Other Food Sales – Sales in this category are projected to come in around $316,334 for FY 2016. We expect this category to remain static or slightly increase in FY 2017.
- Federal/State Reimbursement – Increase in Federal Reimbursement due to CEP participation by the elementary schools and increased participation in those schools. The state breakfast incentive (we received $69,525 in FY 2015) is on the state two-year budget plan, so we have included a budget amount for this. Total reimbursement reduced by separating reimbursement for the SFSP and CACFP to a separate budget line.
- USDA Funding of the SFSP and CACFP Programs – New revenue line requested by Virginia Department of Health to track reimbursements from VDH for these two programs. These revenues have been pulled out of the Federal/State Reimbursement line (above). The amount of funding received for summer programs from USDA SFSP (Summer Food Service Program), has leveled off in the past two years as we work to expand our CACFP programs.
- Fund Balance Transfer – We continue to rebuild the fund balance. The State recommends retention of three months operating expense in the fund balance. That amount, based on FY 2015 expenses, is $1,088,866.

Expenses

- Personal Services – We have budgeted to include a raise for all school nutrition employees. Amount of the raise will depend on the fiscal health of the department at the end of current fiscal year.
- Retirement – VRS-1 based on 14.66%, 5% paid by employees. VRS-2 based on 8.69%, with 5% paid by employees.
- RHCC based on 1.11% of VRS-1 personnel salaries.
- Hospital/Medical Insurance – Coverage for 38 employees at $7,420 each + 2 employees who elect to take alternate choice insurances at $4,450 each (average).
- Food – increasing percentage of revenue budgeted due to recent history for this budget line. Projected food cost percentage of revenue for FY 2016 is 44.5%. Food percentage of revenue for FY 2015 was 48.46%. Since USDA entitlement monies are based on the number of lunch meals served in previous years, our dollar amount received will remain decreased by over $30,000 for 2017 due to the ten instructional days that were not made up in FY 2015.
- Other Operating Costs – Technical Services Contract, Contract Maintenance, and Outside Maintenance Services are in this category. This category also covers paper and janitorial operating supplies and small wares. The budgeted amount is in line with the previous two years expenditures.
- Equipment – Capital Improvement Plan – we continue to focus on rebuilding the fund balance, while also replacing the most obsolete equipment and purchasing equipment to create new sales opportunities for the efficient running of the department. (See separate CIP document).

CAFETERIA OPERATING REVENUES

Description	2015-2016	2016-2017 Proposed	Change	Comments
Student Lunch	370,180	230,500	(139,680)	Large drop in this category due to CEP in elementary schools. There is a $0.10 price increase required for 2016-2017 secondary schools. History: Student Lunch '14-'15 Actual - $362,773; '15-'16 projected - $239,617.
Student Breakfast	0	0	0	CEP and Provision 2 breakfast programs (universal-free).
Adult Lunch	52,000	60,000	8,000	Adult participation has remained good even with price increase. History: '14-'15 actual - $54,431; '15-'16 projected - $62,052.
Adult Breakfast	1,500	1,700	200	Adult participation has remained good even with price increase. History: '14-'15 actual - $1,772; '15-'16 projected - $1,768.
Other Food Sales	336,500	316,500	(20,000)	A la Carte items: daily entree, fruit snacks, baked chips, fruit juice, ice creams, sherbets, cookies, etc. Students' families have less disposable income for these items, and fewer "junk food" items are offered. History: '14-'15 actual - $326,543; '15-'16 projected - $316,334.
Other Sources	45,750	55,250	9,500	Rebates, catering, head start, etc. History: '14-'15 actual - $48,905; '15-'16 projected $48,500.
Interest Income Allocated	0	0	0	Lower interest rate. Receiving no interest income on our account since they are not charging us for our daily cash deposits.
Federal/State Reimbursement	3,520,300	3,612,530	92,230	Combined Federal and State reimbursement. History: '14-'15 actual - $3,329,237; '15-'16 projected - $3,481,275.
SFSP/CACFP Funding (VDH Oversight)	0	195,000	195,000	Budget line created at request of VDH to track USDA programs funded through VDH. This revenue was included with Federal/State Reimbursement in '15-'16. History: '14-'15 actual - $115,000; '15-'16 projected $151,500.
Fund Balance Transfer	(4,392)	(4,392)	0	Fund balance needs to build toward the Department of Education Guidelines. (two to three months of operating expenses recommended)
Cafeteria Operating Revenue Total	$ 4,321,838	$ 4,467,088	145,250	History: '14-'15 actual - $4,214,927; '15-'16 projected - $4,300,275.

CAFETERIA OPERATING EXPENSES

Description	2015-2016	2016-2017 Proposed	Change	Comments
Personal Services	1,478,625	1,530,377	51,752	Budgeting for increase to all employees, pending fiscal year end '15-'16 financial status. Also in plan: special sub rate for subs retired from SN, and sub hourly rate of $7.95/hr.
Employer FICA Tax	91,675	94,883	3,209	Rate of 6.2%
Employer Medicare Tax	21,440	22,190	750	Rate of 1.45%
Retirement -VRS 1	74,474	79,473	4,999	Rate of 14.66% (slight increase)
Retirement -VRS 2	31,154	25,054	(6,100)	Rate of 8.69% (decrease of 2.44%)
Hospital/Medical Plans	287,890	290,860	2,970	40 employees covered
Retiree Healthcare Credit (RHCC) VRS-1	6,211	6,017	(193)	1.11% of VRS-1 personnel salary
Group Life Insurance-VRS 1	6,579	7,102	523	1.31% of VRS-1 personnel salary
Group Life Insurance-VRS 2	3,275	3,777	502	1.31% of VRS-2 personnel salary
Long-Term Disability Insurance Plans	16,896	16,569	(327)	37 employees covered @ $109.00 each annually. LTD hybrid coverage for 3 each VRS 1 & 2 level employees, and 125 days @ 60% of average
Unemployment Compensation	1,100	1,100	0	Cafeteria pays pro-rated amount based on claims.
Worker's Comp-Common Carrier	31,000	36,000	5,000	Cafeteria pays an amount based on current MOD factor.
Professional Services-Audit	6,500	6,750	250	Completed by county designated firm.
Contracted Refuse Collection	70,000	72,100	2,100	Estimate based on county charge for service.
Contract Exterminator Service	3,500	3,550	50	Monthly as needed.
Contracted Water/Sewer Services	11,450	12,000	550	Contracted services to pump grease traps twice annually, plus enzymatic drain treatment and annual pumping at eight locations.
Travel Expenses	14,000	16,732	2,732	Mileage reimbursement for oversight of multiple locations, SFSP & CACFP meal delivery, transfers of commodities, attendance for CEU's at conferences, training expenses.
Food Supplies	1,859,949	1,926,845	66,896	Budgeting 43.09% of expected revenue. (Budgeted 42.99% for '15-'16) (Total revenue includes expected transfer to fund)
Repair and Maintenance-Supplies	11,000	11,000	0	3
Other Operating Costs	220,000	226,560	6,560	Paper and cleaning supplies, small wares, Outside Equipment Repairs, Tech. contract, Maint. Contract, etc.
Equipment Purchased	75,121	78,149	3,028	Capital Improvement Plan. See separate document.
Cafeteria Operating Expenses Total	$ 4,321,838	$ 4,467,088	145,250	increase of 3.36%

HENRY COUNTY NUTRITION PROGRAMS
CAPITAL "SHORT LIST" 2016-2017

1.	Bassett High - Replace 36-year old Market Forge (obsolete) Braising Pan with 40 gallon Groen Braising Pan	$15,500
2.	Magna Vista High – Replace obsolete Market Forge double-stack convection oven with Blodgett Hydrovection	$22,500
3.	Laurel Park - Replace old Walk-in Freezer in hall with outdoor Freezer to increase space/efficiency	$24,000
4.	Bassett High – Provide reimbursable meal vending machines and café tables in hallway outside cafeteria	$18,500
5.	Magna Vista - Provide reimbursable meal vending machines and café tables in hallway outside cafeteria	$16,500
6.	Replace some ice machines purchased in '01-'02 and prior years: replace w/ Hoshizaki KM-260BAH Or KM320-BAH Five machines purchased in 2000- AE, CE, FC, LP, STE ($3,450 to $3,950 per machine)	$13,500
7.	Replace some milk boxes, purchased prior to 2000 (BHS -2, LP-2, MVH-2, AE-1, CCE-2, CE-1, JRE-1, MOE-1, RAE-2, SE-2, STE-2)	$15,000
8.	Replace Buffalo Choppers – (CCE, CE)	$18,000
9.	Replace some reach in refrigerators – CCE – Two 3-door, JRE – one 2-door, STE – one 2-door, RAE – one 2-door, MVH – One 2-door	$20,000
	Total List	$163,500

HENRY COUNTY NUTRITION PROGRAMS
Five Year Capital Improvement Plan
FY 2017 – FY 2022

All costs are approximate based on current equipment pricing plus a percentage of increase.

Bassett High School

1.	Provide reimbursable meal vending machines and café tables in hallway outside cafeteria	$18,500
2.	Replace current 36-year old Market Forge (obsolete) Braising Pan w/ new 40 gallon Groen Braising Pan	$15,500
3.	Replace obsolete 35-40 year old pressure steam-jacketed kettle with: Groen Braising Pan, 30 gallon	$13,000
4.	Replace "chafing pan lines" with standard serving lines	$70,000
5.	Replace two sliding door milk boxes with 16-crate boxes	$ 6,900
6.	Replace wooden shelving in dry storage room.	$ 2,500

Fieldale-Collinsville Middle School

1.	Replace ice machine, purchased in 2000. Replace w/ Hoshizaki KM-320BAH	$ 3,950
2.	Replace Insinger dish machine with Champion high profile 44DR w/ Heat Recovery	$23,850
3.	Add one 2-door reach-in refrigerator at CCL/Figsboro due to expanded programs	$ 3,650

Laurel Park Middle School

1.	Replace old walk-in freezer currently used for USDA storage (in hallway) to increase space/efficiency	$24,000
2.	Replace two 16-crate milk boxes	$ 6,900
3.	Replace ice machine, purchased in 2000. Replace w/ Hoshizaki KM-320BAH	$ 3,950
4.	Replace non-insulated proofer/warmer in prep area with insulated Metro warmer	$ 3,400

Magna Vista High School

1.	Provide reimbursable meal vending machines and café tables in hallway outside cafeteria	$16,500
2.	Replace obsolete Market Forge double-stack convection oven with Blodgett Hydrovection	$22,500
3.	Replace 26-year old braising pan with Groen 40 gallon braising pan (most parts obsolete)	$15,500
4.	Replace one old 2-door reach-in refrigerator with 2-door Hoshizaki unit	$ 3,650
5.	Replace one 16-crate milk box and two double-door upright beverage boxes (with 16 crate boxes)	$10,350

Axton Elementary School

1.	Replace ice machine, purchased in 2000, w/ Hoshizaki KM-260BAH	$ 3,450
2.	Replace one 16-crate milk box or one double-door upright beverage box w/ Hoshizaki 2-door reach-in	$ 3,650

Campbell Court Elementary School

1.	Replace walk-in freezer on porch to increase space/efficiency	$24,000
2.	Replace one 3-door reach-in refrigerator, purchase Hoshizaki unit	$ 4,300
3.	Replace work tables due to flaking rust in drawers and undershelves	$ 9,500
4.	Replace two 16-crate milk boxes	$ 6,900

Carver Elementary School

1.	When building capital allows addition to CE for added storage, replace current walk-in freezer	$24,000
2.	Replace old Victory 2-door refrigerator with Hoshizaki unit	$ 3,650
3.	Hobart Buffalo Chopper – over 50 years old.	$ 9,500
5.	Replace two 16-crate milk boxes	$ 6,900

Collinsville Primary School

1.	Replace obsolete 2-door Victory refrigerator with Hoshizaki unit	$ 3,650
2.	Replace two 16-crate milk boxes	$ 6,900
3.	Replace wooden shelving in dry storage room	$ 2,500

Drewry Mason Elementary School

1.	Replace Insinger dish machine with Champion 44 D-series w/ Heat recovery	$23,850
2.	Replace obsolete Hobart meat slicer with current Hobart Edge 12 slicer	$ 2,850

John Redd Elementary School

1.	Replace obsolete Victory 2-door reach-in refrigerator with Hoshizaki unit	$ 3,650
2.	Replace 30-35 year old steam kettle with 30 gallon braising pan	$13,000
3.	Replace 1993 double stack convection ovens with Blodgett Hydrovection ovens	$22,500
4.	Replace one 16-crate milk box	$ 3,450

Mt. Olivet Elementary School

1.	Replace old 3-door freezer with 2 door Hoshizaki unit	$ 4,300
2.	Replace 2003 double-stack convection ovens with current Blodgett Hydrovection ovens	$22,500
3.	Replace one 16-crate milk box	$ 3,450

Rich Acres Elementary School

1.	Replace Insinger Admiral 66-3 dish machine with Champion 44 D-Series w/ heat recovery		$23,850
2.	Replace 30-35 year old 40 gallon steam kettle with 30 gallon braising pan		$13,000
3.	Replace 30-35 year old flat-top stove with a 5-gallon steam-jacketed kettle		$ 7,000
4.	Replace one 2-door and one 3-door refrigerator	2-door	$ 3,450
		3-door	$ 4,300
5.	Add 3-door reach-in refrigerator (replacing two old milk boxes used for FFVP)		$ 4,300

Sanville Elementary School

1.	Add a 2-door reach-in freezer.		$ 4,300
2.	Replace wooden shelving in dry storage room.		$ 2,500

Stanleytown Elementary School

1.	Replace obsolete 2-door Victory reach-in refrigerator with Hoshizaki unit		$ 3,450
2.	Replace 30-35 year old 40 gallon steam kettle with 30 gallon Groen braising pan		$13,000
3.	Replace ice machine, purchased in 2000, with Hoshizaki KM-260BAH		$ 3,450
4.	Replace two 16-crate milk boxes		$ 6,900
5.	Replace wooden shelving in dry storage room.		$ 2,500
		Total List	$565,050



FY 2017 Operating Budget
Expenditures – General Fund

Recreation and Culture

PROJECTION: 20173 HENRY COUNTY 2017 BUDGET FOR PERIOD 13

ACCOUNTS FOR:

GENERAL FUND			2015 ACTUAL	2016 ORIG BUD	2016 REVISED BUD	2016 ACTUAL	2016 PROJECTION	2017 ADMIN	PCT CHANGE
17	PARKS, RECREATION & CULTURAL								
31371110	PARKS AND RECREATION								
31371110	511000	SALARY REG	284,986.93	339,039.00	339,039.00	216,577.03	.00	350,361.00	3.3%
31371110	512000	SAL O-TIME	6,683.72	5,500.00	5,500.00	6,945.17	.00	6,000.00	9.1%
31371110	513000	P-TIME SAL	61,534.75	78,000.00	78,000.00	43,795.00	.00	78,000.00	.0%
31371110	521000	EMPLR FICA	21,684.02	26,203.00	26,203.00	16,622.93	.00	26,933.00	2.8%
31371110	521100	EMPLR MEDI	5,071.43	6,132.00	6,132.00	3,887.82	.00	6,303.00	2.8%
31371110	522100	RET VRS	38,916.88	42,740.00	42,740.00	27,263.56	.00	35,748.00	-16.4%
31371110	523000	HOSP/MED	55,469.02	66,780.00	66,780.00	35,987.83	.00	66,780.00	.0%
31371110	524100	GLIFE VRS	3,259.05	4,026.00	4,026.00	2,566.24	.00	4,544.00	12.9%
31371110	525000	DISAB INS	907.77	1,173.00	1,173.00	765.62	.00	1,198.00	2.1%
31371110	526000	UNEMPY INS	2,285.86	2,663.00	2,663.00	890.00	.00	2,325.00	-12.7%
31371110	527000	WORKR COMP	4,812.65	6,517.00	6,517.00	4,496.25	.00	7,443.00	14.2%
31371110	531600	PROF OTHER	3,546.22	4,300.00	4,300.00	3,495.00	.00	11,300.00	162.8%
31371110	532000	TEMP HELP	101,289.89	104,545.00	104,545.00	64,120.65	.00	110,076.00	5.3%
31371110	533110	R/M EQUIP	900.00	1,700.00	1,700.00	80.40	.00	1,700.00	.0%
31371110	533120	R/M BUILD	1,177.39	1,250.00	1,250.00	435.25	.00	1,250.00	.0%
31371110	533140	R/M VEH	24,821.43	18,000.00	18,000.00	17,156.09	.00	18,000.00	.0%
31371110	533150	R/M RADIOS	.00	300.00	300.00	.00	.00	300.00	.0%
31371110	533220	M/SC SFTWA	4,004.64	4,125.00	4,125.00	4,124.78	.00	4,300.00	4.2%
31371110	535000	PRINT/BIND	13,939.50	14,250.00	14,250.00	8,672.00	.00	14,250.00	.0%
31371110	536000	ADVERTISIN	3,429.75	3,900.00	3,900.00	2,441.44	.00	3,900.00	.0%
31371110	537100	UNIFORMS &	1,907.63	2,900.00	2,900.00	2,079.50	.00	2,900.00	.0%
31371110	539500	DEBT COLLE	1,792.67	1,500.00	1,500.00	910.54	.00	1,500.00	.0%
31371110	544000	PRINT SHOP	1,476.00	1,476.00	1,476.00	984.00	.00	1,476.00	.0%
31371110	551100	ELECT SERV	15,218.30	17,000.00	17,000.00	11,249.56	.00	17,000.00	.0%
31371110	551200	HEATN SERV	368.50	1,250.00	1,250.00	257.36	.00	1,250.00	.0%
31371110	551300	WATER & SE	8,066.40	7,200.00	7,200.00	4,384.00	.00	7,200.00	.0%
31371110	552100	POSTAL SER	5,262.96	4,800.00	4,800.00	2,678.92	.00	4,800.00	.0%
31371110	552200	MESSENGER	.00	50.00	50.00	.00	.00	50.00	.0%
31371110	552300	TELECOMMUN	2,830.33	3,000.00	3,000.00	1,939.99	.00	3,000.00	.0%
31371110	552310	MOBILE TEL	597.50	850.00	850.00	598.79	.00	850.00	.0%
31371110	553010	BOILER INS	68.00	75.00	75.00	68.00	.00	75.00	.0%
31371110	553020	FIRE INSUR	711.00	800.00	800.00	656.00	.00	800.00	.0%
31371110	553050	M VEH INS	7,110.00	7,110.00	7,110.00	8,038.00	.00	8,400.00	18.1%
31371110	553060	SURETY BON	70.63	137.00	137.00	81.91	.00	94.00	-31.4%
31371110	553070	PUBLIC OFF	398.27	604.00	604.00	380.89	.00	574.00	-5.0%
31371110	553080	GEN LIAB I	291.78	392.00	392.00	244.76	.00	404.00	3.1%
31371110	554100	LEASE EQ	10,292.05	10,000.00	10,000.00	6,675.80	.00	10,500.00	5.0%
31371110	555000	TRAVEL EXP	1,917.72	3,000.00	3,000.00	2,277.26	.00	4,000.00	33.3%
31371110	558100	DUES & ASS	1,471.00	2,000.00	2,000.00	1,210.00	.00	2,000.00	.0%

PROJECTION: 20173 HENRY COUNTY 2017 BUDGET FOR PERIOD 13

ACCOUNTS FOR:

GENERAL FUND		2015 ACTUAL	2016 ORIG BUD	2016 REVISED BUD	2016 ACTUAL	2016 PROJECTION	2017 ADMIN	PCT CHANGE
31371110 558480	RECOGNITIO	864.39	1,500.00	1,500.00	.00	.00	1,500.00	.0%
31371110 558510	SMALL TOOL	2,120.46	1,500.00	1,500.00	1,023.30	.00	1,500.00	.0%
31371110 560010	OFFICE SUP	2,885.06	3,000.00	3,000.00	1,767.28	.00	3,000.00	.0%
31371110 560020	FOOD SUPPL	311.74	500.00	500.00	231.66	.00	500.00	.0%
31371110 560030	AGRICULTUR	9,648.94	10,000.00	10,000.00	7,977.34	.00	10,000.00	.0%
31371110 560040	MEDICAL &	1,644.27	1,500.00	1,500.00	824.51	.00	1,500.00	.0%
31371110 560050	LAUNDRY, J	10,402.69	7,500.00	7,500.00	5,757.48	.00	10,000.00	33.3%
31371110 560070	R/M SUPPL	13,712.17	12,000.00	12,000.00	8,301.79	.00	12,000.00	.0%
31371110 560080	VEH FUELS	31,786.46	36,000.00	36,000.00	13,909.02	.00	30,000.00	-16.7%
31371110 560090	VEH SUPPLY	10,327.20	11,000.00	11,000.00	9,787.58	.00	11,000.00	.0%
31371110 560110	UNIFORMS	998.75	1,000.00	1,000.00	494.76	.00	1,000.00	.0%
31371110 560120	BOOKS/SUBS	188.04	300.00	300.00	188.04	.00	300.00	.0%
31371110 560130	EDUC/RECRE	85,426.77	91,000.00	92,102.00	65,805.80	.00	91,000.00	.0%
31371110 580010	MACH/EQUIP	8,399.56	5,000.00	5,000.00	4,442.22	.00	5,000.00	.0%
31371110 580020	FURN/FIXTU	643.70	800.00	800.00	730.42	.00	800.00	.0%
31371110 580050	MOTOR VEH	.00	.00	.00	549.90	.00	.00	.0%
31371110 580070	ADP EQUIP	359.51	.00	.00	1,078.18	.00	.00	.0%
31371110 580200	ADP SOFTWA	156.90	.00	.00	.00	.00	.00	.0%
31371110 580300	EXISTING F	54,056.02	60,000.00	65,040.00	50,154.30	.00	60,000.00	.0%
31371110 593010	IN-K TRANS	50,816.59	.00	.00	34,214.76	.00	.00	.0%
TOTAL PARKS AND RECREATION		983,320.86	1,037,887.00	1,044,029.00	712,276.68	.00	1,056,684.00	1.8%
31371115 PARKS & RECR - SPECIAL EVENTS								
31371115 555000	TRAVEL EXP	.00	.00	1,673.57	1,672.24	.00	.00	.0%
31371115 560020	FOOD SUPPL	1,678.61	.00	16,976.61	497.39	.00	.00	.0%
31371115 560130	EDUC/RECRE	6,535.78	.00	12,098.94	7,114.24	.00	.00	.0%
TOTAL PARKS & RECR - SPECIAL		8,214.39	.00	30,749.12	9,283.87	.00	.00	.0%
31372200 MUSEUMS								
31372200 556500	VA MUSEUM	27,075.00	27,075.00	27,075.00	27,075.00	.00	27,075.00	.0%
TOTAL MUSEUMS		27,075.00	27,075.00	27,075.00	27,075.00	.00	27,075.00	.0%
31372300 ART GALLERIES								
31372300 556490	P ART ASSO	8,123.00	8,500.00	8,500.00	8,500.00	.00	8,500.00	.0%
TOTAL ART GALLERIES		8,123.00	8,500.00	8,500.00	8,500.00	.00	8,500.00	.0%
31372610 OTHER CULTURAL ENRICHMENT								
31372610 556600	GATEW STSC	12,635.00	13,500.00	13,500.00	13,500.00	.00	13,500.00	.0%
31372610 556661	ANN JULY 4	4,513.00	4,513.00	4,513.00	.00	.00	4,513.00	.0%
31372610 556665	B HIST CTR	50,000.00	50,000.00	50,000.00	50,000.00	.00	50,000.00	.0%

PROJECTION: 20173 HENRY COUNTY 2017 BUDGET FOR PERIOD 13

ACCOUNTS FOR:

GENERAL FUND	2015 ACTUAL	2016 ORIG BUD	2016 REVISED BUD	2016 ACTUAL	2016 PROJECTION	2017 ADMIN	PCT CHANGE
TOTAL OTHER CULTURAL ENRICHM	67,148.00	68,013.00	68,013.00	63,500.00	.00	68,013.00	.0%
31373200 LIBRARY							
31373200 556550 BR LIBRARY	711,264.00	711,264.00	711,264.00	533,448.00	.00	722,368.00	1.6%
TOTAL LIBRARY	711,264.00	711,264.00	711,264.00	533,448.00	.00	722,368.00	1.6%
TOTAL PARKS, RECREATION & CU	1,805,145.25	1,852,739.00	1,889,630.12	1,354,083.55	.00	1,882,640.00	1.6%



FY 2017 Operating Budget
Expenditures – General Fund

Community Development

PROJECTION: 20173 HENRY COUNTY 2017 BUDGET FOR PERIOD 13

ACCOUNTS FOR:

GENERAL FUND			2015 ACTUAL	2016 ORIG BUD	2016 REVISED BUD	2016 ACTUAL	2016 PROJECTION	2017 ADMIN	PCT CHANGE
18	COMMUNITY DEVELOPMENT								
31381100	PLANNING, COMMUNITY DEV & BZA								
31381100	511000	SALARY REG	191,560.89	195,769.00	195,769.00	143,606.12	.00	198,170.00	1.2%
31381100	511110	BOARD MEMB	7,299.36	7,303.00	7,303.00	5,142.73	.00	7,303.00	.0%
31381100	513000	P-TIME SAL	600.00	.00	.00	.00	.00	.00	.0%
31381100	521000	EMPLR FICA	11,393.74	12,600.00	12,600.00	8,575.40	.00	12,749.00	1.2%
31381100	521100	EMPLR MEDI	2,664.83	2,950.00	2,950.00	2,005.44	.00	2,985.00	1.2%
31381100	522100	RET VRS	27,558.24	24,749.00	24,749.00	17,488.58	.00	20,454.00	-17.4%
31381100	523000	HOSP/MED	29,676.48	29,680.00	29,680.00	19,784.32	.00	29,680.00	.0%
31381100	524100	GLIFE VRS	2,239.92	2,331.00	2,331.00	1,646.49	.00	2,598.00	11.5%
31381100	525000	DISAB INS	436.80	440.00	440.00	302.10	.00	517.00	17.5%
31381100	526000	UNEMPY INS	642.44	700.00	700.00	233.17	.00	616.00	-12.0%
31381100	527000	WORKR COMP	144.90	198.00	198.00	125.72	.00	198.00	.0%
31381100	533110	R/M EQUIP	63.78	200.00	200.00	.00	.00	200.00	.0%
31381100	533140	R/M VEH	225.06	500.00	500.00	40.00	.00	500.00	.0%
31381100	535000	PRINT/BIND	146.80	200.00	200.00	.00	.00	200.00	.0%
31381100	536000	ADVERTISIN	1,140.30	2,750.00	2,750.00	1,277.20	.00	2,750.00	.0%
31381100	544000	PRINT SHOP	1,308.00	1,308.00	1,308.00	872.00	.00	1,308.00	.0%
31381100	552100	POSTAL SER	632.80	1,200.00	1,200.00	.00	.00	1,200.00	.0%
31381100	552200	MESSENGER	.00	100.00	100.00	.00	.00	100.00	.0%
31381100	552300	TELECOMMUN	1,189.51	1,400.00	1,400.00	790.01	.00	1,400.00	.0%
31381100	552310	MOBILE TEL	661.68	700.00	700.00	398.80	.00	700.00	.0%
31381100	553050	M VEH INS	417.00	450.00	450.00	422.00	.00	450.00	.0%
31381100	553060	SURETY BON	40.71	71.00	71.00	44.98	.00	50.00	-29.6%
31381100	553070	PUBLIC OFF	231.73	287.00	287.00	209.15	.00	270.00	-5.9%
31381100	553080	GEN LIAB I	167.84	189.00	189.00	133.60	.00	191.00	1.1%
31381100	555000	TRAVEL EXP	2,088.80	4,500.00	4,500.00	1,499.91	.00	7,000.00	55.6%
31381100	558100	DUES & ASS	530.00	480.00	480.00	466.00	.00	530.00	10.4%
31381100	560010	OFFICE SUP	1,304.78	1,000.00	1,000.00	583.71	.00	2,500.00	150.0%
31381100	560080	VEH FUELS	255.25	600.00	600.00	157.70	.00	600.00	.0%
31381100	560120	BOOKS/SUBS	.00	100.00	100.00	.00	.00	100.00	.0%
31381100	560140	OTHER OPER	.00	400.00	116.00	27.50	.00	400.00	.0%
31381100	580020	FURN/FIXTU	.00	.00	284.00	283.10	.00	.00	.0%
	TOTAL PLANNING, COMMUNITY DE		284,621.64	293,155.00	293,155.00	206,115.73	.00	295,719.00	.9%
31381220	ENGINEERING & MAPPING								
31381220	511000	SALARY REG	96,468.05	98,099.00	98,099.00	70,009.51	.00	99,987.00	1.9%
31381220	521000	EMPLR FICA	5,736.88	6,082.00	6,082.00	4,166.91	.00	6,200.00	1.9%
31381220	521100	EMPLR MEDI	1,341.64	1,423.00	1,423.00	974.55	.00	1,451.00	2.0%
31381220	522100	RET VRS	13,763.52	12,360.00	12,360.00	8,753.81	.00	10,293.00	-16.7%

PROJECTION: 20173 HENRY COUNTY 2017 BUDGET FOR PERIOD 13

ACCOUNTS FOR:

GENERAL FUND		2015 ACTUAL	2016 ORIG BUD	2016 REVISED BUD	2016 ACTUAL	2016 PROJECTION	2017 ADMIN	PCT CHANGE
31381220 523000	HOSP/MED	21,177.53	21,147.00	21,147.00	14,102.75	.00	21,147.00	.0%
31381220 524100	GLIFE VRS	1,118.88	1,165.00	1,165.00	823.99	.00	1,308.00	12.3%
31381220 525000	DISAB INS	311.65	317.00	317.00	207.57	.00	313.00	-1.3%
31381220 526000	UNEMPY INS	352.38	404.00	404.00	100.66	.00	353.00	-12.6%
31381220 527000	WORKR COMP	615.13	827.00	827.00	538.10	.00	852.00	3.0%
31381220 531400	PROF ENG/A	1,800.00	5,000.00	5,000.00	1,500.00	.00	5,000.00	.0%
31381220 531600	PROF OTHER	.00	500.00	500.00	.00	.00	500.00	.0%
31381220 533110	R/M EQUIP	.00	750.00	750.00	.00	.00	750.00	.0%
31381220 533140	R/M VEH	.00	750.00	750.00	.00	.00	750.00	.0%
31381220 533200	M/SC	1,560.00	3,000.00	3,000.00	1,872.00	.00	3,000.00	.0%
31381220 535000	PRINT/BIND	.00	500.00	500.00	.00	.00	500.00	.0%
31381220 536000	ADVERTISIN	64.50	250.00	250.00	138.26	.00	250.00	.0%
31381220 537100	UNIFORMS &	135.74	200.00	200.00	126.00	.00	200.00	.0%
31381220 538490	REIMB PSA	108,135.96	100,972.00	100,972.00	67,314.64	.00	103,870.00	2.9%
31381220 544000	PRINT SHOP	240.00	240.00	240.00	160.00	.00	240.00	.0%
31381220 552100	POSTAL SER	108.92	300.00	300.00	.00	.00	300.00	.0%
31381220 552200	MESSENGER	16.02	200.00	200.00	.00	.00	200.00	.0%
31381220 552300	TELECOMMUN	442.06	600.00	600.00	283.12	.00	600.00	.0%
31381220 552310	MOBILE TEL	240.06	1,000.00	1,000.00	680.17	.00	1,500.00	50.0%
31381220 553050	M VEH INS	417.00	450.00	450.00	422.00	.00	450.00	.0%
31381220 553060	SURETY BON	19.41	31.00	31.00	21.49	.00	21.00	-32.3%
31381220 553070	PUBLIC OFF	111.28	138.00	138.00	99.92	.00	132.00	-4.3%
31381220 553080	GEN LIAB I	81.15	90.00	90.00	64.32	.00	90.00	.0%
31381220 555000	TRAVEL EXP	.00	750.00	750.00	.00	.00	500.00	-33.3%
31381220 555400	TRAV CONVE	.00	2,500.00	1,500.00	.00	.00	1,500.00	-40.0%
31381220 558100	DUES & ASS	10.00	100.00	100.00	.00	.00	100.00	.0%
31381220 560010	OFFICE SUP	3,361.77	3,000.00	3,000.00	2,472.06	.00	4,000.00	33.3%
31381220 560070	R/M SUPPL	818.78	750.00	750.00	85.00	.00	750.00	.0%
31381220 560080	VEH FUELS	1,176.33	2,000.00	2,000.00	661.88	.00	1,500.00	-25.0%
31381220 560110	UNIFORMS	200.00	200.00	200.00	100.00	.00	200.00	.0%
31381220 560140	OTHER OPER	465.80	500.00	1,500.00	477.86	.00	750.00	50.0%
31381220 580020	FURN/FIXTU	.00	.00	.00	149.00	.00	.00	.0%
31381220 580070	ADP EQUIP	4,235.00	500.00	500.00	.00	.00	500.00	.0%
31381220 580200	ADP SOFTWA	2,469.32	4,000.00	6,092.74	2,092.74	.00	4,000.00	.0%
31381220 582090	SMALL EQ A	.00	500.00	500.00	.00	.00	500.00	.0%
TOTAL ENGINEERING & MAPPING		266,994.76	271,595.00	273,687.74	178,398.31	.00	274,557.00	1.1%
31381500 M/HC ECONOMIC DEV CORP								
31381500 511000	SALARY REG	524,757.42	531,649.00	531,649.00	383,892.30	.00	552,810.00	4.0%
31381500 513000	P-TIME SAL	29,795.38	50,960.00	50,960.00	29,949.80	.00	50,960.00	.0%
31381500 521000	EMPLR FICA	29,265.21	31,186.00	31,186.00	20,375.56	.00	32,252.00	3.4%
31381500 521100	EMPLR MEDI	7,908.00	8,595.00	8,595.00	5,904.24	.00	8,901.00	3.6%
31381500 522100	RET VRS	75,997.08	67,206.00	67,206.00	48,523.95	.00	57,055.00	-15.1%

PROJECTION: 20173 HENRY COUNTY 2017 BUDGET FOR PERIOD 13

ACCOUNTS FOR:

GENERAL FUND		2015 ACTUAL	2016 ORIG BUD	2016 REVISED BUD	2016 ACTUAL	2016 PROJECTION	2017 ADMIN	PCT CHANGE
31381500 523000	HOSP/MED	55,025.14	51,940.00	51,940.00	34,622.56	.00	51,940.00	.0%
31381500 524100	GLIFE VRS	6,249.00	6,330.00	6,330.00	4,568.41	.00	7,244.00	14.4%
31381500 525000	DISAB INS	859.26	770.00	770.00	509.60	.00	770.00	.0%
31381500 526000	UNEMPY INS	1,416.88	1,420.00	1,420.00	478.94	.00	1,240.00	-12.7%
31381500 527000	WORKR COMP	6,611.09	7,844.00	7,844.00	5,182.29	.00	8,148.00	3.9%
31381500 528120	H INS ALLO	9,760.56	9,761.00	9,761.00	6,913.73	.00	9,761.00	.0%
31381500 528900	OPEB REQ F	1,952.00	2,000.00	2,000.00	1,967.00	.00	2,000.00	.0%
31381500 553060	SURETY BON	127.68	183.00	183.00	126.76	.00	128.00	-30.1%
31381500 553070	PUBLIC OFF	693.66	834.00	834.00	592.23	.00	803.00	-3.7%
31381500 553080	GEN LIAB I	489.71	538.00	538.00	380.72	.00	556.00	3.3%
TOTAL M/HC ECONOMIC DEV CORP		750,908.07	771,216.00	771,216.00	543,988.09	.00	784,568.00	1.7%
31381510 ECONOMIC DEVELOPMENT AGENCIES								
31381510 556720	BUS DEV CT	4,513.00	4,513.00	4,513.00	4,513.00	.00	4,513.00	.0%
31381510 556722	PAYM SBTC	500.00	.00	.00	.00	.00	.00	.0%
31381510 556761	MHC EDC	460,500.00	460,500.00	460,500.00	307,000.00	.00	460,500.00	.0%
TOTAL ECONOMIC DEVELOPMENT A		465,513.00	465,013.00	465,013.00	311,513.00	.00	465,013.00	.0%
31381520 ENTERPRISE ZONE INCENTIVES								
31381520 558450	EZ BUILD P	12,108.22	15,000.00	15,000.00	.00	.00	15,000.00	.0%
TOTAL ENTERPRISE ZONE INCENT		12,108.22	15,000.00	15,000.00	.00	.00	15,000.00	.0%
31381600 OTH PLANNING / COMM DEV AGENCY								
31381600 556590	BR AIRPORT	27,075.00	27,075.00	27,075.00	27,075.00	.00	27,075.00	.0%
31381600 556640	PAYM WPPDC	28,294.00	29,783.00	29,783.00	29,783.00	.00	29,783.00	.0%
31381600 556721	PAYM WPBDC	9,025.00	9,025.00	9,025.00	9,025.00	.00	9,025.00	.0%
31381600 556792	PY D RIVER	.00	1,000.00	1,000.00	1,000.00	.00	1,000.00	.0%
TOTAL OTH PLANNING / COMM DE		64,394.00	66,883.00	66,883.00	66,883.00	.00	66,883.00	.0%
31381930 SPECIAL PLANNING GRANTS								
31381930 534300	TRANSP CON	27,238.00	28,800.00	46,300.00	18,608.00	.00	28,800.00	.0%
TOTAL SPECIAL PLANNING GRANT		27,238.00	28,800.00	46,300.00	18,608.00	.00	28,800.00	.0%
31381931 SPEC PLANNING GR #1								
31381931 531600	PROF OTHER	25,250.00	.00	.00	.00	.00	.00	.0%
TOTAL SPEC PLANNING GR #1		25,250.00	.00	.00	.00	.00	.00	.0%
31382400 SOIL & WATER CONSERVATION DIST								
31382400 556770	BR SOIL WA	1,354.00	1,354.00	1,354.00	1,354.00	.00	1,354.00	.0%

PROJECTION: 20173 HENRY COUNTY 2017 BUDGET FOR PERIOD 13

ACCOUNTS FOR:

GENERAL FUND	2015 ACTUAL	2016 ORIG BUD	2016 REVISED BUD	2016 ACTUAL	2016 PROJECTION	2017 ADMIN	PCT CHANGE
TOTAL SOIL & WATER CONSERVAT	1,354.00	1,354.00	1,354.00	1,354.00	.00	1,354.00	.0%
31382710 LITTER GRANT							
31382710 556600 GATEW STSC	27,412.00	27,412.00	27,412.00	27,643.00	.00	27,643.00	.8%
TOTAL LITTER GRANT	27,412.00	27,412.00	27,412.00	27,643.00	.00	27,643.00	.8%
31383101 SEED LANDSCAPE PROGRAM							
31383101 533130 R/M GROUND	161.87	.00	8,627.13	.00	.00	.00	.0%
31383101 539150 CONTR GROU	600.00	.00	15,475.00	1,875.00	.00	.00	.0%
31383101 580980 CONST OTHR	3,974.00	.00	10,805.00	774.00	.00	.00	.0%
TOTAL SEED LANDSCAPE PROGRAM	4,735.87	.00	34,907.13	2,649.00	.00	.00	.0%
31383500 VPI COOPERATIVE EXTENSION PROG							
31383500 533110 R/M EQUIP	.00	100.00	100.00	.00	.00	100.00	.0%
31383500 552300 TELECOMMUN	1,653.67	1,800.00	1,800.00	1,076.23	.00	1,800.00	.0%
31383500 555000 TRAVEL EXP	.00	.00	1,000.00	971.00	.00	.00	.0%
31383500 556700 VPI EXTENS	46,916.70	50,614.00	50,614.00	24,171.52	.00	51,653.00	2.1%
31383500 558100 DUES & ASS	380.00	450.00	450.00	390.00	.00	450.00	.0%
31383500 560010 OFFICE SUP	688.97	2,000.00	1,602.24	1,157.21	.00	1,800.00	-10.0%
31383500 560120 BOOKS/SUBS	.00	100.00	.00	.00	.00	100.00	.0%
31383500 580010 MACH/EQUIP	.00	.00	2,710.52	3,755.53	.00	.00	.0%
31383500 580020 FURN/FIXTU	166.51	550.00	650.00	645.00	.00	500.00	-9.1%
TOTAL VPI COOPERATIVE EXTENS	49,805.85	55,614.00	58,926.76	32,166.49	.00	56,403.00	1.4%
TOTAL COMMUNITY DEVELOPMENT	1,980,335.41	1,996,042.00	2,053,854.63	1,389,318.62	.00	2,015,940.00	1.0%



FY 2017 Operating Budget
Expenditures – General Fund
Non-Departmental

PROJECTION: 20173 HENRY COUNTY 2017 BUDGET FOR PERIOD 13

ACCOUNTS FOR:

GENERAL FUND			2015 ACTUAL	2016 ORIG BUD	2016 REVISED BUD	2016 ACTUAL	2016 PROJECTION	2017 ADMIN	PCT CHANGE
19	NONDEPARTMENTAL								
31391400	EMPLOYEE BENEFITS								
31391400	511000	SALARY REG	9,117.26	15,000.00	15,000.00	10,456.33	.00	15,000.00	.0%
31391400	513000	P-TIME SAL	4,106.25	10,000.00	10,000.00	1,368.00	.00	7,500.00	-25.0%
31391400	519010	ACC LEAVE	.00	30,000.00	30,000.00	.00	.00	30,000.00	.0%
31391400	521000	EMPLR FICA	776.40	3,410.00	3,410.00	745.50	.00	3,255.00	-4.5%
31391400	521100	EMPLR MEDI	181.63	798.00	798.00	174.42	.00	762.00	-4.5%
31391400	526000	UNEMPY INS	56.00	426.00	426.00	32.95	.00	364.00	-14.6%
31391400	527000	WORKR COMP	14.94	.00	.00	1.55	.00	.00	.0%
31391400	528900	OPEB REQ F	29,192.00	75,000.00	75,000.00	74,289.00	.00	30,000.00	-60.0%
31391400	531100	PROF HEALT	1,430.00	2,000.00	2,000.00	1,300.00	.00	.00	-100.0%
31391400	531600	PROF OTHER	1,000.00	1,000.00	1,000.00	.00	.00	4,000.00	300.0%
31391400	553060	SURETY BON	.61	17.00	17.00	2.78	.00	11.00	-35.3%
31391400	553070	PUBLIC OFF	4.42	77.00	77.00	12.96	.00	69.00	-10.4%
31391400	553080	GEN LIAB I	3.69	50.00	50.00	8.32	.00	48.00	-4.0%
31391400	555000	TRAVEL EXP	233.29	.00	.00	.00	.00	.00	.0%
31391400	555400	TRAV CONVE	.00	3,100.00	3,100.00	845.70	.00	2,500.00	-19.4%
31391400	560140	OTHER OPER	246.86	250.00	250.00	193.82	.00	250.00	.0%
31391400	580200	ADP SOFTWA	499.00	.00	.00	.00	.00	.00	.0%
	TOTAL EMPLOYEE BENEFITS		46,862.35	141,128.00	141,128.00	89,431.33	.00	93,759.00	-33.6%
31391510	CENTRAL STORES								
31391510	533200	M/SC	2,054.64	6,000.00	6,000.00	3,645.60	.00	6,000.00	.0%
31391510	544000	PRINT SHOP	-12,323.90	-12,304.00	-12,304.00	-8,215.66	.00	-12,304.00	.0%
31391510	552300	TELECOMMUN	258.00	.00	.00	-164.51	.00	.00	.0%
31391510	560010	OFFICE SUP	5,933.89	6,304.00	6,304.00	3,239.22	.00	6,304.00	.0%
31391510	560080	VEH FUELS	.00	.00	.00	24,093.05	.00	.00	.0%
	TOTAL CENTRAL STORES		-4,077.37	.00	.00	22,597.70	.00	.00	.0%
31391520	POOL VEHICLES								
31391520	533140	R/M VEH	910.13	1,500.00	1,500.00	101.95	.00	1,500.00	.0%
31391520	553020	FIRE INSUR	.00	.00	.00	83.00	.00	.00	.0%
31391520	553050	M VEH INS	842.00	1,000.00	1,000.00	844.00	.00	1,000.00	.0%
31391520	560080	VEH FUELS	977.99	1,300.00	1,300.00	313.46	.00	1,300.00	.0%
31391520	560090	VEH SUPPLY	30.44	200.00	200.00	.00	.00	200.00	.0%
	TOTAL POOL VEHICLES		2,760.56	4,000.00	4,000.00	1,342.41	.00	4,000.00	.0%
31391521	MOBILE COMMAND VEHICLE								
31391521	533140	R/M VEH	3,612.25	1,000.00	1,000.00	53.00	.00	1,000.00	.0%

PROJECTION: 20173 HENRY COUNTY 2017 BUDGET FOR PERIOD 13

ACCOUNTS FOR:

GENERAL FUND		2015 ACTUAL	2016 ORIG BUD	2016 REVISED BUD	2016 ACTUAL	2016 PROJECTION	2017 ADMIN	PCT CHANGE
31391521 533150	R/M RADIOS	271.06	200.00	200.00	.00	.00	200.00	.0%
31391521 533200	M/SC	440.00	660.00	660.00	440.00	.00	660.00	.0%
31391521 552310	MOBILE TEL	22.34	500.00	500.00	15.25	.00	150.00	-70.0%
31391521 552400	INTERNET	2,543.71	3,500.00	3,500.00	2,137.49	.00	3,000.00	-14.3%
31391521 553050	M VEH INS	417.00	475.00	475.00	422.00	.00	475.00	.0%
31391521 560080	VEH FUELS	969.94	900.00	900.00	245.70	.00	800.00	-11.1%
31391521 560090	VEH SUPPLY	.00	250.00	250.00	29.74	.00	250.00	.0%
31391521 560140	OTHER OPER	123.49	500.00	.00	.00	.00	500.00	.0%
31391521 580050	MOTOR VEH	29,715.00	.00	.00	.00	.00	.00	.0%
31391521 580200	ADP SOFTWA	.00	.00	500.00	495.18	.00	.00	.0%
TOTAL MOBILE COMMAND VEHICLE		38,114.79	7,985.00	7,985.00	3,838.36	.00	7,035.00	-11.9%
31391610 CONTINGENCY RESERVE								
31391610 599010	CONTINGENC	.00	200,000.00	151,496.00	.00	.00	250,000.00	25.0%
TOTAL CONTINGENCY RESERVE		.00	200,000.00	151,496.00	.00	.00	250,000.00	25.0%
31393100 TRANSFERS TO OTHER FUNDS								
31393100 592337	TR HM INDS	24,076.48	.00	3,308,487.59	.00	.00	.00	.0%
31393100 592360	TRANSF 911	690,331.10	931,705.00	946,811.70	621,136.64	.00	832,954.00	-10.6%
31393100 592390	TRANSF SCG	1,157.50	.00	78,221.22	.00	.00	.00	.0%
31393100 592450	TRANSF IDA	995,970.61	1,430,091.00	1,730,625.96	634,571.63	.00	1,558,020.00	8.9%
31393100 592460	TRANSF CSA	278,435.12	364,311.00	364,311.00	242,874.00	.00	364,529.00	.1%
31393100 592510	TR MARINA	80,719.06	.00	.00	.00	.00	.00	.0%
31393100 592650	TRANSF JSS	527,914.80	604,966.00	604,966.00	403,310.64	.00	611,699.00	1.1%
31393100 592700	TRANSF SCH	13,797,220.04	15,047,162.00	19,525,565.05	10,031,441.28	.00	15,047,162.00	.0%
31393100 592702	TRANSF SCH	1,867,868.27	1,846,733.00	1,846,733.00	1,231,155.28	.00	2,497,151.00	35.2%
31393100 592703	TRANSF SCH	54,334.09	59,000.00	59,000.00	39,333.28	.00	59,000.00	.0%
TOTAL TRANSFERS TO OTHER FUN		18,318,027.07	20,283,968.00	28,464,721.52	13,203,822.75	.00	20,970,515.00	3.4%
31394300 CIP CAPITAL OUTLAYS								
31394300 584004	ASSR EDP E	68,564.64	67,400.00	67,400.00	67,333.33	.00	67,400.00	.0%
31394300 584005	MAP GIS MA	.00	125,000.00	165,500.00	165,500.00	.00	.00	-100.0%
31394300 584007	IS FIN SYS	.00	39,875.00	39,875.00	28,275.00	.00	.00	-100.0%
31394300 584009	CRTHSE CAP	.00	62,000.00	62,000.00	61,871.58	.00	.00	-100.0%
31394300 584017	BURN BUILD	.00	.00	23,000.00	18,947.00	.00	.00	.0%
31394300 584024	REFU MV-EQ	209,216.00	.00	.00	.00	.00	.00	.0%
31394300 584029	ADM BUILD	.00	.00	.00	.00	.00	36,000.00	.0%
31394300 584046	INSP VEH	.00	.00	26,000.00	25,875.00	.00	.00	.0%
31394300 584048	P&R VEH	.00	.00	28,000.00	27,856.95	.00	40,000.00	.0%
31394300 584051	P&R VAR P	20,000.00	20,000.00	20,000.00	20,000.00	.00	.00	-100.0%
31394300 584058	SHER MDATA	45,000.00	30,000.00	30,000.00	29,876.85	.00	.00	-100.0%

PROJECTION: 20173 HENRY COUNTY 2017 BUDGET FOR PERIOD 13

ACCOUNTS FOR:

GENERAL FUND		2015 ACTUAL	2016 ORIG BUD	2016 REVISED BUD	2016 ACTUAL	2016 PROJECTION	2017 ADMIN	PCT CHANGE
31394300 584059	SHER MVIDE	.00	104,000.00	124,000.00	.00	.00	.00	-100.0%
31394300 584062	SHER BLDG	5,342.00	.00	24,658.00	18,139.09	.00	.00	.0%
31394300 584070	EMS M VEH	33,182.74	.00	6,817.26	5,432.05	.00	.00	.0%
31394300 584071	IS COMPUTR	51,381.50	20,000.00	20,373.09	20,373.09	.00	20,000.00	.0%
31394300 584079	P&R MACH E	27,621.83	.00	.00	.00	.00	.00	.0%
31394300 584082	FEAS STUDY	.00	125,000.00	125,000.00	113,918.17	.00	150,000.00	20.0%
31394300 584083	NDEP M VEH	.00	.00	22,000.00	17,920.40	.00	.00	.0%
31394300 584086	CANOE ACCE	.00	.00	6,595.30	.00	.00	.00	.0%
31394300 584087	FMAR M VEH	36,831.99	.00	.00	.00	.00	.00	.0%
31394300 584089	NDEP SPC P	31,631.22	.00	334,614.78	303,115.68	.00	.00	.0%
31394300 584091	ND S CONST	.00	.00	62,257.00	4,919.11	.00	.00	.0%
31394300 584092	PSA WA SW	152,835.00	.00	2,677,165.00	.00	.00	.00	.0%
31394300 584093	LANDFILL P	.00	25,000.00	38,186.50	5,900.00	.00	.00	-100.0%
31394300 584098	ABLD VAR P	342,413.05	100,000.00	324,286.95	258,875.61	.00	.00	-100.0%
31394300 584099	JAIL VAR P	.00	.00	135,778.85	26,338.00	.00	.00	.0%
31394300 584100	B&G VEH	.00	30,000.00	64,941.15	64,039.65	.00	.00	-100.0%
31394300 584101	CA OFF CAP	.00	80,000.00	80,000.00	73,672.08	.00	.00	-100.0%
31394300 584102	CERT BLDG	10,870.15	.00	14,129.85	13,750.00	.00	.00	.0%
31394300 584103	B&G MACH	2,850.00	.00	11,150.00	8,801.46	.00	.00	.0%
TOTAL CIP CAPITAL OUTLAYS		1,037,740.12	828,275.00	4,533,728.73	1,380,730.10	.00	313,400.00	-62.2%
31395310 DEBT SERVICE COURTHOUSE								
31395310 591300	R PRIN B	755,000.00	.00	.00	.00	.00	.00	.0%
31395310 591500	INT BONDS	18,875.00	.00	.00	.00	.00	.00	.0%
TOTAL DEBT SERVICE COURTHOUS		773,875.00	.00	.00	.00	.00	.00	.0%
TOTAL NONDEPARTMENTAL		20,213,302.52	21,465,356.00	33,303,059.25	14,701,762.65	.00	21,638,709.00	.8%
TOTAL GENERAL FUND		47,946,202.29	48,701,248.00	62,484,960.61	34,776,113.51	.00	49,600,300.00	1.8%



FY 2017 Operating Budget
Expenditures – Special Funds

PROJECTION: 20173 HENRY COUNTY 2017 BUDGET FOR PERIOD 13

ACCOUNTS FOR:

LAW LIBRARY FUND			2015 ACTUAL	2016 ORIG BUD	2016 REVISED BUD	2016 ACTUAL	2016 PROJECTION	2017 ADMIN	PCT CHANGE
12	JUDICIAL ADMINISTRATION								
33321800	LAW LIBRARY								
33321800	531600	PROF OTHER	3,500.00	3,500.00	3,500.00	.00	.00	3,500.00	.0%
33321800	533200	M/SC	.00	500.00	500.00	.00	.00	500.00	.0%
33321800	552300	TELECOMMUN	274.83	400.00	400.00	181.83	.00	400.00	.0%
33321800	560010	OFFICE SUP	.00	500.00	500.00	.00	.00	500.00	.0%
33321800	560120	BOOKS/SUBS	11,408.10	25,800.00	25,550.00	12,007.97	.00	25,800.00	.0%
33321800	580020	FURN/FIXTU	.00	300.00	550.00	547.40	.00	300.00	.0%
33321800	580070	ADP EQUIP	.00	500.00	500.00	.00	.00	500.00	.0%
TOTAL LAW LIBRARY			15,182.93	31,500.00	31,500.00	12,737.20	.00	31,500.00	.0%
TOTAL JUDICIAL ADMINISTRATIO			15,182.93	31,500.00	31,500.00	12,737.20	.00	31,500.00	.0%
TOTAL LAW LIBRARY FUND			15,182.93	31,500.00	31,500.00	12,737.20	.00	31,500.00	.0%

PROJECTION: 20173 HENRY COUNTY 2017 BUDGET FOR PERIOD 13

ACCOUNTS FOR:

CENTRAL DISPATCH FUND			2015 ACTUAL	2016 ORIG BUD	2016 REVISED BUD	2016 ACTUAL	2016 PROJECTION	2017 ADMIN	PCT CHANGE
13	PUBLIC SAFETY								
36331400	JOINT DISPATCH CENTER								
36331400	511000	SALARY REG	853,603.49	880,938.00	880,938.00	575,295.42	.00	897,253.00	1.9%
36331400	512000	SAL O-TIME	14,774.40	20,000.00	20,000.00	13,365.20	.00	20,000.00	.0%
36331400	521000	EMPLR FICA	50,971.81	55,870.00	55,870.00	34,403.15	.00	56,880.00	1.8%
36331400	521100	EMPLR MEDI	11,920.92	13,077.00	13,077.00	8,045.99	.00	13,314.00	1.8%
36331400	522100	RET VRS	120,581.02	111,289.00	111,289.00	72,077.56	.00	92,555.00	-16.8%
36331400	523000	HOSP/MED	171,101.33	179,193.00	179,193.00	111,999.14	.00	179,193.00	.0%
36331400	524100	GLIFE VRS	10,036.65	10,483.00	10,483.00	6,785.74	.00	11,759.00	12.2%
36331400	525000	DISAB INS	2,627.65	2,657.00	2,657.00	1,749.40	.00	4,096.00	54.2%
36331400	526000	UNEMPY INS	2,974.02	3,442.00	3,442.00	837.29	.00	3,005.00	-12.7%
36331400	527000	WORKR COMP	696.84	841.00	841.00	486.75	.00	854.00	1.5%
36331400	528900	OPEB REQ F	5,856.00	6,000.00	6,000.00	6,744.00	.00	6,000.00	.0%
36331400	531600	PROF OTHER	334.20	220.00	520.00	403.20	.00	220.00	.0%
36331400	533110	R/M EQUIP	1,396.50	1,500.00	4,250.00	3,436.55	.00	1,500.00	.0%
36331400	533120	R/M BUILD	28,363.00	27,727.00	27,727.00	27,727.00	.00	29,373.00	5.9%
36331400	533150	R/M RADIOS	1,167.50	6,000.00	4,000.00	1,000.00	.00	6,000.00	.0%
36331400	533200	M/SC	88,970.35	111,099.00	102,164.00	71,138.22	.00	111,099.00	.0%
36331400	533220	M/SC SFTWA	29,216.00	29,559.00	29,559.00	23,608.20	.00	30,357.00	2.7%
36331400	535000	PRINT/BIND	485.00	75.00	575.00	495.00	.00	75.00	.0%
36331400	536000	ADVERTISIN	117.86	250.00	250.00	241.00	.00	250.00	.0%
36331400	538510	REG TR SCH	6,476.40	6,801.00	6,801.00	6,476.40	.00	6,500.00	-4.4%
36331400	539080	CONTR CUST	115.00	350.00	350.00	.00	.00	350.00	.0%
36331400	544000	PRINT SHOP	480.00	480.00	480.00	320.00	.00	480.00	.0%
36331400	551200	HEATN SERV	20.46	200.00	200.00	.00	.00	200.00	.0%
36331400	552100	POSTAL SER	196.00	200.00	200.00	163.98	.00	200.00	.0%
36331400	552200	MESSENGER	30.49	70.00	70.00	.00	.00	70.00	.0%
36331400	552300	TELECOMMUN	17,451.13	19,970.00	18,670.00	11,260.78	.00	18,870.00	-5.5%
36331400	552310	MOBILE TEL	1,435.00	1,550.00	1,550.00	958.90	.00	1,500.00	-3.2%
36331400	553020	FIRE INSUR	299.00	400.00	518.00	518.00	.00	550.00	37.5%
36331400	553060	SURETY BON	192.00	286.00	286.00	177.09	.00	198.00	-30.8%
36331400	553070	PUBLIC OFF	1,173.00	1,225.00	1,225.00	789.16	.00	1,152.00	-6.0%
36331400	553080	GEN LIAB I	782.00	823.00	823.00	531.36	.00	842.00	2.3%
36331400	554100	LEASE EQ	5,918.00	6,456.00	8,956.00	8,952.00	.00	118,968.00	1742.8%
36331400	555000	TRAVEL EXP	1,506.81	1,500.00	1,500.00	674.66	.00	1,500.00	.0%
36331400	555400	TRAV CONVE	.00	1,000.00	1,000.00	30.00	.00	500.00	-50.0%
36331400	558100	DUES & ASS	597.00	650.00	650.00	627.00	.00	650.00	.0%
36331400	558480	RECOGNITIO	519.71	900.00	900.00	60.00	.00	1,120.00	24.4%
36331400	560010	OFFICE SUP	5,988.71	6,000.00	6,000.00	3,593.51	.00	6,000.00	.0%
36331400	560050	LAUNDRY, J	877.39	500.00	700.00	524.93	.00	500.00	.0%
36331400	560070	R/M SUPPL	4,472.87	600.00	1,050.00	927.78	.00	600.00	.0%

PROJECTION: 20173 HENRY COUNTY 2017 BUDGET FOR PERIOD 13

ACCOUNTS FOR:

CENTRAL DISPATCH FUND		2015 ACTUAL	2016 ORIG BUD	2016 REVISED BUD	2016 ACTUAL	2016 PROJECTION	2017 ADMIN	PCT CHANGE
36331400 560120	BOOKS/SUBS	213.45	415.00	1,145.00	1,143.13	.00	414.00	-.2%
36331400 560140	OTHER OPER	652.38	500.00	1,308.00	673.32	.00	500.00	.0%
36331400 580010	MACH/EQUIP	6,722.01	570.00	1,001.00	400.00	.00	570.00	.0%
36331400 580020	FURN/FIXTU	4,032.17	400.00	2,700.00	2,610.37	.00	400.00	.0%
36331400 580030	COMMUN EQ	1,380.30	1,400.00	1,400.00	951.92	.00	1,400.00	.0%
36331400 580070	ADP EQUIP	436.00	1,200.00	1,700.00	1,542.59	.00	1,200.00	.0%
36331400 580200	ADP SOFTWA	.00	1,600.00	5,829.00	5,576.08	.00	1,600.00	.0%
36331400 580300	EXISTING F	8,629.31	.00	.00	.00	.00	.00	.0%
TOTAL JOINT DISPATCH CENTER		1,465,791.13	1,516,266.00	1,519,847.00	1,009,321.77	.00	1,630,617.00	7.5%
36331402 SPECIAL GRANT EYE								
36331402 580070	ADP EQUIP	.00	150,000.00	150,020.00	150,020.00	.00	.00	-100.0%
TOTAL SPECIAL GRANT EYE		.00	150,000.00	150,020.00	150,020.00	.00	.00	-100.0%
36331403 SPECIAL GRANT OYE								
36331403 539270	C SUBS SER	.00	.00	25,600.00	25,600.00	.00	.00	.0%
36331403 555000	TRAVEL EXP	1,765.49	2,000.00	2,000.00	700.00	.00	2,000.00	.0%
36331403 580070	ADP EQUIP	.00	.00	.00	.00	.00	124,519.00	.0%
TOTAL SPECIAL GRANT OYE		1,765.49	2,000.00	27,600.00	26,300.00	.00	126,519.00	6226.0%
TOTAL PUBLIC SAFETY		1,467,556.62	1,668,266.00	1,697,467.00	1,185,641.77	.00	1,757,136.00	5.3%

PROJECTION: 20173 HENRY COUNTY 2017 BUDGET FOR PERIOD 13

ACCOUNTS FOR:

CENTRAL DISPATCH FUND	2015 ACTUAL	2016 ORIG BUD	2016 REVISED BUD	2016 ACTUAL	2016 PROJECTION	2017 ADMIN	PCT CHANGE
19 NONDEPARTMENTAL							
36394300 CIP CAPITAL OUTLAYS							
36394300 580070 ADP EQUIP	.00	177,383.00	177,363.00	167,911.97	.00	.00	-100.0%
TOTAL CIP CAPITAL OUTLAYS	.00	177,383.00	177,363.00	167,911.97	.00	.00	-100.0%
TOTAL NONDEPARTMENTAL	.00	177,383.00	177,363.00	167,911.97	.00	.00	-100.0%
TOTAL CENTRAL DISPATCH FUND	1,467,556.62	1,845,649.00	1,874,830.00	1,353,553.74	.00	1,757,136.00	-4.8%

PROJECTION: 20173 HENRY COUNTY 2017 BUDGET FOR PERIOD 13

ACCOUNTS FOR:

HCO/MTSV INDUSTRIAL SITE PROJ			2015 ACTUAL	2016 ORIG BUD	2016 REVISED BUD	2016 ACTUAL	2016 PROJECTION	2017 ADMIN	PCT CHANGE
19	NONDEPARTMENTAL								
37381970	REG COMWEALTH CROSSN PK								
37381970	531400	PROF ENG/A	191,515.99	.00	8,533.06	174,949.26	.00	.00	.0%
37381970	531500	PROF LEGAL	.00	.00	10,000.00	.00	.00	.00	.0%
37381970	531600	PROF OTHER	396.25	.00	-396.25	.00	.00	.00	.0%
37381970	536000	ADVERTISIN	.00	.00	7,589.95	.00	.00	.00	.0%
37381970	539200	CONTR CONS	6,139,282.79	.00	6,819,518.45	4,166,826.52	.00	.00	.0%
37381970	539300	CONTR GRAD	3,879,845.33	.00	2,620,154.67	2,818,869.42	.00	.00	.0%
37381970	558410	PERMITS AN	.00	.00	74,565.00	.00	.00	.00	.0%
37381970	580050	MOTOR VEH	.00	.00	7,500.00	.00	.00	.00	.0%
37381970	580845	CONSTR W/S	.00	.00	336,277.00	.00	.00	.00	.0%
37381970	580980	CONST OTHR	.00	.00	95,977.97	.00	.00	.00	.0%
37381970	594330	EXP CAPWIP	-10,211,040.36	.00	.00	.00	.00	.00	.0%
37381970	599010	CONTINGENC	.00	.00	720,000.00	.00	.00	.00	.0%
TOTAL REG COMWEALTH CROSSN P			.00	.00	10,699,719.85	7,160,645.20	.00	.00	.0%
TOTAL NONDEPARTMENTAL			.00	.00	10,699,719.85	7,160,645.20	.00	.00	.0%
TOTAL HCO/MTSV INDUSTRIAL SI			.00	.00	10,699,719.85	7,160,645.20	.00	.00	.0%

PROJECTION: 20173 HENRY COUNTY 2017 BUDGET FOR PERIOD 13

ACCOUNTS FOR:

SPECIAL CONSTRUCTION GRANTS	2015 ACTUAL	2016 ORIG BUD	2016 REVISED BUD	2016 ACTUAL	2016 PROJECTION	2017 ADMIN	PCT CHANGE
18 COMMUNITY DEVELOPMENT							
39394492 SRST - ADMINISTRATIVE COSTS							
39394492 531500 PROF LEGAL	.00	.00	2,550.00	.00	.00	.00	.0%
39394492 536000 ADVERTISIN	.00	.00	2,000.00	.00	.00	.00	.0%
39394492 555000 TRAVEL EXP	.00	.00	1,000.00	.00	.00	.00	.0%
39394492 558000 MISC EXP	.00	.00	74,450.00	.00	.00	.00	.0%
TOTAL SRST - ADMINISTRATIVE	.00	.00	80,000.00	.00	.00	.00	.0%
39394493 SRST-BASSETT FACADE IMPR PROG							
39394493 531400 PROF ENG/A	.00	.00	33,500.00	.00	.00	.00	.0%
39394493 580980 CONST OTHR	.00	.00	222,615.00	.00	.00	.00	.0%
TOTAL SRST-BASSETT FACADE IM	.00	.00	256,115.00	.00	.00	.00	.0%
39394494 SRST-FIELDALE FACADE IMPR PROG							
39394494 531400 PROF ENG/A	.00	.00	36,500.00	.00	.00	.00	.0%
39394494 539160 CONTR DEMO	.00	.00	40,000.00	.00	.00	.00	.0%
39394494 580980 CONST OTHR	.00	.00	210,807.00	.00	.00	.00	.0%
TOTAL SRST-FIELDALE FACADE I	.00	.00	287,307.00	.00	.00	.00	.0%
39394495 SRST-BASSETT TOWN SQ/STRSCAPE							
39394495 531400 PROF ENG/A	.00	.00	78,100.00	.00	.00	.00	.0%
39394495 539160 CONTR DEMO	.00	.00	30,000.00	.00	.00	.00	.0%
39394495 580980 CONST OTHR	.00	.00	170,130.00	.00	.00	.00	.0%
39394495 583001 PARKING	.00	.00	40,000.00	.00	.00	.00	.0%
39394495 583003 SIDEWALKS	.00	.00	74,100.00	.00	.00	.00	.0%
39394495 583004 TREES	.00	.00	15,000.00	.00	.00	.00	.0%
39394495 583006 BANNER POL	.00	.00	25,000.00	.00	.00	.00	.0%
39394495 583010 WAYFINDING	.00	.00	30,000.00	.00	.00	.00	.0%
39394495 583012 GATEWAYS	.00	.00	15,000.00	.00	.00	.00	.0%
TOTAL SRST-BASSETT TOWN SQ/S	.00	.00	477,330.00	.00	.00	.00	.0%
39394496 SRST-FIELDALE TOWN SQ/STRSCAPE							
39394496 531400 PROF ENG/A	.00	.00	78,100.00	.00	.00	.00	.0%
39394496 539160 CONTR DEMO	.00	.00	20,000.00	.00	.00	.00	.0%
39394496 580980 CONST OTHR	.00	.00	153,366.00	.00	.00	.00	.0%
39394496 583003 SIDEWALKS	.00	.00	74,500.00	.00	.00	.00	.0%
39394496 583004 TREES	.00	.00	8,000.00	.00	.00	.00	.0%

PROJECTION: 20173 HENRY COUNTY 2017 BUDGET FOR PERIOD 13

ACCOUNTS FOR:

SPECIAL CONSTRUCTION GRANTS	2015 ACTUAL	2016 ORIG BUD	2016 REVISED BUD	2016 ACTUAL	2016 PROJECTION	2017 ADMIN	PCT CHANGE
39394496 583006 BANNER POL	.00	.00	25,000.00	.00	.00	.00	.0%
39394496 583008 UTILITIES	.00	.00	10,000.00	.00	.00	.00	.0%
39394496 583009 VENDOR MAR	.00	.00	40,282.00	.00	.00	.00	.0%
39394496 583010 WAYFINDING	.00	.00	30,000.00	.00	.00	.00	.0%
39394496 583012 GATEWAYS	.00	.00	15,000.00	.00	.00	.00	.0%
TOTAL SRST-FIELDALE TOWN SQ/	.00	.00	454,248.00	.00	.00	.00	.0%
39394497 SRST-BASSETT TRAIN DEPOT							
39394497 531400 PROF ENG/A	.00	.00	80,900.00	.00	.00	.00	.0%
39394497 580980 CONST OTHR	.00	.00	579,100.00	.00	.00	.00	.0%
39394497 583013 LANDSCAPE	.00	.00	40,000.00	.00	.00	.00	.0%
39394497 583014 CLOCK	.00	.00	25,000.00	.00	.00	.00	.0%
TOTAL SRST-BASSETT TRAIN DEP	.00	.00	725,000.00	.00	.00	.00	.0%
TOTAL COMMUNITY DEVELOPMENT	.00	.00	2,280,000.00	.00	.00	.00	.0%

PROJECTION: 20173 HENRY COUNTY 2017 BUDGET FOR PERIOD 13

ACCOUNTS FOR:

SPECIAL CONSTRUCTION GRANTS	2015 ACTUAL	2016 ORIG BUD	2016 REVISED BUD	2016 ACTUAL	2016 PROJECTION	2017 ADMIN	PCT CHANGE
19 NONDEPARTMENTAL							
39394380 SMITH RIVER MULTI-USE TRAIL							
39394380 531400 PROF ENG/A	24,995.00	.00	184,205.00	4,200.00	.00	.00	.0%
39394380 531410 PROF SURVE	.00	.00	30,000.00	.00	.00	.00	.0%
39394380 531600 PROF OTHER	.00	.00	20,000.00	.00	.00	.00	.0%
39394380 580320 PURCH ROW	.00	.00	55,000.00	.00	.00	.00	.0%
TOTAL SMITH RIVER MULTI-USE	24,995.00	.00	289,205.00	4,200.00	.00	.00	.0%
39394484 PH I VA AVE ENHANCEMENTS							
39394484 531400 PROF ENG/A	5,787.50	.00	.84	.00	.00	.00	.0%
39394484 531600 PROF OTHER	.00	.00	-1,711.47	.00	.00	.00	.0%
39394484 580980 CONST OTHR	.00	.00	606,401.00	.00	.00	.00	.0%
39394484 593020 IN-K MATCH	.00	.00	40,950.21	.00	.00	.00	.0%
TOTAL PH I VA AVE ENHANCEMEN	5,787.50	.00	645,640.58	.00	.00	.00	.0%
39394520 SOUTH STR - ADMIN COST							
39394520 555000 TRAVEL EXP	.00	.00	.00	40.84	.00	.00	.0%
TOTAL SOUTH STR - ADMIN COST	.00	.00	.00	40.84	.00	.00	.0%
39394531 LINDEN RD - ADMIN COST							
39394531 531500 PROF LEGAL	375.00	.00	2,575.00	1,000.00	.00	.00	.0%
39394531 536000 ADVERTISIN	.00	.00	1,902.20	.00	.00	.00	.0%
39394531 555000 TRAVEL EXP	445.19	.00	4,554.81	391.24	.00	.00	.0%
39394531 558000 MISC EXP	451.03	.00	67,664.81	10,662.28	.00	.00	.0%
TOTAL LINDEN RD - ADMIN COST	1,271.22	.00	76,696.82	12,053.52	.00	.00	.0%
39394532 LINDEN RD - DEMOLITION/CLEAR							
39394532 531300 PROF CONSL	.00	.00	2,650.00	2,650.00	.00	.00	.0%
39394532 539160 CONTR DEMO	.00	.00	13,000.00	750.00	.00	.00	.0%
TOTAL LINDEN RD - DEMOLITION	.00	.00	15,650.00	3,400.00	.00	.00	.0%
39394533 LINDEN RD - OWNER HOUSING/REHA							
39394533 531300 PROF CONSL	15,750.00	.00	3,500.00	3,500.00	.00	.00	.0%
39394533 555300 TRAV SUBSI	1,611.90	.00	3,188.10	2,338.10	.00	.00	.0%
39394533 558410 PERMITS AN	.00	.00	327.00	.00	.00	.00	.0%
39394533 580860 HOUSE-REHA	142,545.00	.00	2,540.00	14,510.00	.00	.00	.0%

PROJECTION: 20173 HENRY COUNTY 2017 BUDGET FOR PERIOD 13

ACCOUNTS FOR:

SPECIAL CONSTRUCTION GRANTS	2015 ACTUAL	2016 ORIG BUD	2016 REVISED BUD	2016 ACTUAL	2016 PROJECTION	2017 ADMIN	PCT CHANGE
TOTAL LINDEN RD - OWNER HOUS	159,906.90	.00	9,555.10	20,348.10	.00	.00	.0%
39394534 LINDEN RD - INVESTOR REHAB							
39394534 531300 PROF CONSL	200.00	.00	34,800.00	34,650.00	.00	.00	.0%
39394534 555300 TRAV SUBSI	.00	.00	1,500.00	1,500.00	.00	.00	.0%
39394534 558410 PERMITS AN	.00	.00	546.00	.00	.00	.00	.0%
39394534 580860 HOUSE-REHA	.00	.00	249,770.00	24,000.00	.00	.00	.0%
TOTAL LINDEN RD - INVESTOR R	200.00	.00	286,616.00	60,150.00	.00	.00	.0%
39394535 LINDEN RD - SUBST RECONSTRUCTN							
39394535 531300 PROF CONSL	10,500.00	.00	7,000.00	7,000.00	.00	.00	.0%
39394535 539160 CONTR DEMO	11,500.00	.00	28,500.00	11,450.00	.00	.00	.0%
39394535 555300 TRAV SUBSI	1,075.90	.00	3,373.80	2,573.80	.00	.00	.0%
39394535 558410 PERMITS AN	.00	.00	327.00	.00	.00	.00	.0%
39394535 580860 HOUSE-REHA	161,380.00	.00	178,457.75	123,453.75	.00	.00	.0%
TOTAL LINDEN RD - SUBST RECO	184,455.90	.00	217,658.55	144,477.55	.00	.00	.0%
TOTAL NONDEPARTMENTAL	376,616.52	.00	1,541,022.05	244,670.01	.00	.00	.0%
TOTAL SPECIAL CONSTRUCTION G	376,616.52	.00	3,821,022.05	244,670.01	.00	.00	.0%

PROJECTION: 20173 HENRY COUNTY 2017 BUDGET FOR PERIOD 13

ACCOUNTS FOR:

GATEWAY STREETSCAPE FOUND			2015 ACTUAL	2016 ORIG BUD	2016 REVISED BUD	2016 ACTUAL	2016 PROJECTION	2017 ADMIN	PCT CHANGE
18	COMMUNITY DEVELOPMENT								
43382720	GATEWAY STREETSCAPE FOUND								
43382720	513000	P-TIME SAL	32,357.27	47,944.00	47,944.00	19,562.80	.00	21,060.00	-56.1%
43382720	521000	EMPLR FICA	2,067.04	2,973.00	2,973.00	1,212.91	.00	1,345.00	-54.8%
43382720	521100	EMPLR MEDI	483.43	695.00	695.00	283.66	.00	305.00	-56.1%
43382720	526000	UNEMPY INS	.00	425.00	425.00	.00	.00	.00	-100.0%
43382720	527000	WORKR COMP	2,145.00	3,253.00	3,253.00	2,615.00	.00	4,000.00	23.0%
43382720	531600	PROF OTHER	970.00	1,060.00	1,060.00	700.00	.00	1,060.00	.0%
43382720	532000	TEMP HELP	1,806.84	.00	.00	.00	.00	5,000.00	.0%
43382720	533110	R/M EQUIP	.00	200.00	200.00	.00	.00	200.00	.0%
43382720	533140	R/M VEH	2,083.44	1,500.00	1,500.00	2,350.10	.00	1,500.00	.0%
43382720	536000	ADVERTISIN	675.62	1,000.00	1,000.00	530.00	.00	2,000.00	100.0%
43382720	539110	CONTR HAZW	9,909.00	13,000.00	13,000.00	1,472.00	.00	16,000.00	23.1%
43382720	539240	C ADM SERV	4,000.00	6,000.00	6,000.00	3,000.00	.00	.00	-100.0%
43382720	544000	PRINT SHOP	600.00	600.00	600.00	400.00	.00	600.00	.0%
43382720	552100	POSTAL SER	303.49	300.00	300.00	50.27	.00	550.00	83.3%
43382720	552300	TELECOMMUN	306.92	300.00	300.00	183.03	.00	300.00	.0%
43382720	552310	MOBILE TEL	135.00	180.00	180.00	90.00	.00	180.00	.0%
43382720	552400	INTERNET	.00	.00	.00	25.00	.00	25.00	.0%
43382720	553050	M VEH INS	1,252.00	1,270.00	1,120.00	844.00	.00	915.00	-28.0%
43382720	553060	SURETY BON	.00	16.00	16.00	.00	.00	.00	-100.0%
43382720	553070	PUBLIC OFF	.00	75.00	75.00	.00	.00	.00	-100.0%
43382720	553080	GEN LIAB I	400.00	500.00	500.00	500.00	.00	500.00	.0%
43382720	555000	TRAVEL EXP	50.00	150.00	150.00	45.00	.00	100.00	-33.3%
43382720	558100	DUES & ASS	.00	100.00	100.00	.00	.00	100.00	.0%
43382720	558410	PERMITS AN	25.00	25.00	25.00	25.00	.00	25.00	.0%
43382720	558480	RECOGNITIO	25.00	300.00	300.00	.00	.00	200.00	-33.3%
43382720	558510	SMALL TOOL	85.96	250.00	250.00	85.96	.00	650.00	160.0%
43382720	560010	OFFICE SUP	81.25	200.00	200.00	45.90	.00	200.00	.0%
43382720	560030	AGRICULTUR	4,313.23	5,000.00	5,000.00	4,068.92	.00	4,000.00	-20.0%
43382720	560070	R/M SUPPL	192.43	300.00	300.00	101.13	.00	300.00	.0%
43382720	560080	VEH FUELS	2,815.02	4,500.00	4,500.00	1,355.39	.00	2,000.00	-55.6%
43382720	560090	VEH SUPPLY	1,140.83	600.00	600.00	128.78	.00	600.00	.0%
43382720	560210	OTHER MATE	30.42	30.00	30.00	25.93	.00	35.00	16.7%
43382720	580010	MACH/EQUIP	89.99	150.00	300.00	287.95	.00	350.00	133.3%
43382720	591740	DEP EXP	1,034.55	.00	.00	.00	.00	.00	.0%
TOTAL GATEWAY STREETSCAPE FO			69,378.73	92,896.00	92,896.00	39,988.73	.00	64,100.00	-31.0%
TOTAL COMMUNITY DEVELOPMENT			69,378.73	92,896.00	92,896.00	39,988.73	.00	64,100.00	-31.0%
TOTAL GATEWAY STREETSCAPE FO			69,378.73	92,896.00	92,896.00	39,988.73	.00	64,100.00	-31.0%

PROJECTION: 20173 HENRY COUNTY 2017 BUDGET FOR PERIOD 13

ACCOUNTS FOR:

INDUSTRIAL DEVELOPMENT AUTH	2015 ACTUAL	2016 ORIG BUD	2016 REVISED BUD	2016 ACTUAL	2016 PROJECTION	2017 ADMIN	PCT CHANGE
18 COMMUNITY DEVELOPMENT							
45381520 ENTERPRISE ZONE INCENTIVES							
45381520 558430 EZ INV REF	454,672.62	550,000.00	550,000.00	451,187.70	.00	615,000.00	11.8%
TOTAL ENTERPRISE ZONE INCENT	454,672.62	550,000.00	550,000.00	451,187.70	.00	615,000.00	11.8%
45381530 OTHER ECONOMIC DEV INCENTIVES							
45381530 556810 PAYM GOV G	550,000.00	.00	.00	200,000.00	.00	.00	.0%
45381530 556820 PAYM TOBCO	2,085,000.00	.00	.00	.00	.00	.00	.0%
45381530 558460 CONST INCE	150,000.00	50,000.00	50,000.00	.00	.00	50,000.00	.0%
TOTAL OTHER ECONOMIC DEV INC	2,785,000.00	50,000.00	50,000.00	200,000.00	.00	50,000.00	.0%
45381810 INDUSTRIAL PARK OPERATING EXP							
45381810 531400 PROF ENG/A	1,515.00	.00	3,485.00	3,485.00	.00	.00	.0%
45381810 531500 PROF LEGAL	.00	2,000.00	2,000.00	.00	.00	1,000.00	-50.0%
45381810 580050 MOTOR VEH	227.72	.00	.00	.00	.00	.00	.0%
TOTAL INDUSTRIAL PARK OPERAT	1,742.72	2,000.00	5,485.00	3,485.00	.00	1,000.00	-50.0%
45381950 REG PATRIOT CTR ORIG PARK							
45381950 539150 CONTR GROU	9,000.00	13,000.00	13,000.00	12,600.00	.00	13,000.00	.0%
45381950 551100 ELECT SERV	29,815.60	30,000.00	30,000.00	23,109.88	.00	36,500.00	21.7%
45381950 551300 WATER & SE	822.00	2,000.00	2,000.00	548.00	.00	2,000.00	.0%
45381950 560140 OTHER OPER	294.50	500.00	500.00	208.94	.00	500.00	.0%
45381950 580300 EXISTING F	164.00	1,000.00	1,000.00	.00	.00	1,000.00	.0%
TOTAL REG PATRIOT CTR ORIG P	40,096.10	46,500.00	46,500.00	36,466.82	.00	53,000.00	14.0%
45381960 REG PATRIOT CTR EXPANSION PARK							
45381960 531400 PROF ENG/A	48,569.91	20,000.00	32,163.99	56,648.24	.00	20,000.00	.0%
45381960 531600 PROF OTHER	4,490.00	20,000.00	23,200.00	3,200.00	.00	15,000.00	-25.0%
45381960 539200 CONTR CONS	122,378.54	.00	140,135.97	126,892.54	.00	75,000.00	.0%
45381960 558460 CONST INCE	.00	150,000.00	150,000.00	.00	.00	150,000.00	.0%
45381960 580300 EXISTING F	5,547.48	10,000.00	13,700.00	23,179.87	.00	10,000.00	.0%
45381960 594310 TRANSF WIP	-161,780.45	.00	.00	.00	.00	.00	.0%
TOTAL REG PATRIOT CTR EXPANS	19,205.48	200,000.00	359,199.96	209,920.65	.00	270,000.00	35.0%
45381965 REG BRYANT PROPERTY PARK							
45381965 531400 PROF ENG/A	64,800.00	10,000.00	83,700.00	75,900.00	.00	10,000.00	.0%

PROJECTION: 20173 HENRY COUNTY 2017 BUDGET FOR PERIOD 13

ACCOUNTS FOR:

INDUSTRIAL DEVELOPMENT AUTH		2015 ACTUAL	2016 ORIG BUD	2016 REVISED BUD	2016 ACTUAL	2016 PROJECTION	2017 ADMIN	PCT CHANGE
45381965 531600	PROF OTHER	.00	10,000.00	17,500.00	.00	.00	10,000.00	.0%
45381965 539200	CONTR CONS	.00	.00	654,000.00	.00	.00	.00	.0%
45381965 580300	EXISTING F	1,774.14	5,000.00	5,000.00	.00	.00	5,000.00	.0%
45381965 580980	CONST OTHR	4,865.00	.00	.00	4,865.00	.00	5,000.00	.0%
TOTAL REG BRYANT PROPERTY PA		71,439.14	25,000.00	760,200.00	80,765.00	.00	30,000.00	20.0%
45381970 REG COMMONWEALTH CROSSN PARK								
45381970 531400	PROF ENG/A	.00	20,000.00	20,000.00	.00	.00	20,000.00	.0%
45381970 531500	PROF LEGAL	.00	25,000.00	25,000.00	.00	.00	10,000.00	-60.0%
45381970 531600	PROF OTHER	288.00	20,000.00	20,000.00	888.00	.00	20,000.00	.0%
45381970 551100	ELECT SERV	1,919.12	3,600.00	3,600.00	1,211.57	.00	2,000.00	-44.4%
45381970 552400	INTERNET	1,078.96	1,600.00	1,600.00	320.08	.00	1,000.00	-37.5%
45381970 553010	BOILER INS	6.00	25.00	25.00	5.00	.00	25.00	.0%
45381970 553020	FIRE INSUR	30.00	50.00	50.00	28.00	.00	50.00	.0%
45381970 558460	CONST INCE	.00	150,000.00	150,000.00	.00	.00	150,000.00	.0%
45381970 560140	OTHER OPER	1,449.56	5,000.00	5,000.00	1,448.76	.00	5,000.00	.0%
45381970 580300	EXISTING F	68.40	5,000.00	5,000.00	.00	.00	5,000.00	.0%
TOTAL REG COMMONWEALTH CROSS		4,840.04	230,275.00	230,275.00	3,901.41	.00	213,075.00	-7.5%
TOTAL COMMUNITY DEVELOPMENT		3,376,996.10	1,103,775.00	2,001,659.96	985,726.58	.00	1,232,075.00	11.6%

PROJECTION: 20173 HENRY COUNTY 2017 BUDGET FOR PERIOD 13

ACCOUNTS FOR:

INDUSTRIAL DEVELOPMENT AUTH	2015 ACTUAL	2016 ORIG BUD	2016 REVISED BUD	2016 ACTUAL	2016 PROJECTION	2017 ADMIN	PCT CHANGE
19 NONDEPARTMENTAL							
45394310 REG IND PARK SHELL BUILDING							
45394310 551100 ELECT SERV	3,854.65	3,600.00	3,600.00	2,709.09	.00	5,000.00	38.9%
45394310 551300 WATER & SE	405.00	1,200.00	1,200.00	360.00	.00	800.00	-33.3%
45394310 553010 BOILER INS	315.00	500.00	500.00	378.00	.00	450.00	-10.0%
45394310 553020 FIRE INSUR	1,676.00	2,500.00	2,500.00	1,925.00	.00	2,300.00	-8.0%
45394310 580700 BLDG & ADD	199,227.16	.00	.00	866.97	.00	.00	.0%
45394310 591500 INT BONDS	64,701.07	68,250.00	68,250.00	67,274.12	.00	68,250.00	.0%
45394310 594310 TRANSF WIP	-198,079.05	.00	.00	.00	.00	.00	.0%
TOTAL REG IND PARK SHELL BUI	72,099.83	76,050.00	76,050.00	73,513.18	.00	76,800.00	1.0%
45394315 REG IND PARK 07 BONDS							
45394315 591300 R PRIN B	.00	436,489.00	436,489.00	436,488.33	.00	453,032.00	3.8%
45394315 591500 INT BONDS	55,518.11	39,127.00	39,127.00	21,630.98	.00	22,113.00	-43.5%
TOTAL REG IND PARK 07 BONDS	55,518.11	475,616.00	475,616.00	458,119.31	.00	475,145.00	-.1%
45395340 DEBT SERVICE OTHER / ECON DEV							
45395340 591500 INT BONDS	6,900.80	.00	.00	.00	.00	.00	.0%
45395340 591740 DEP EXP	635,556.18	.00	.00	.00	.00	.00	.0%
TOTAL DEBT SERVICE OTHER / E	642,456.98	.00	.00	.00	.00	.00	.0%
TOTAL NONDEPARTMENTAL	770,074.92	551,666.00	551,666.00	531,632.49	.00	551,945.00	.1%
TOTAL INDUSTRIAL DEVELOPMENT	4,147,071.02	1,655,441.00	2,553,325.96	1,517,359.07	.00	1,784,020.00	7.8%

PROJECTION: 20173 HENRY COUNTY 2017 BUDGET FOR PERIOD 13

ACCOUNTS FOR:

CHILDRENS SERVICES ACT FUND			2015 ACTUAL	2016 ORIG BUD	2016 REVISED BUD	2016 ACTUAL	2016 PROJECTION	2017 ADMIN	PCT CHANGE
15	HEALTH AND WELFARE								
46353180	CHILDRENS SERVICES ACT ADMIN								
46353180	511000	SALARY REG	56,102.64	45,397.00	45,397.00	31,806.48	.00	46,305.00	2.0%
46353180	521000	EMPLR FICA	3,451.59	2,815.00	2,815.00	1,898.50	.00	2,871.00	2.0%
46353180	521100	EMPLR MEDI	807.22	659.00	659.00	444.07	.00	672.00	2.0%
46353180	522100	RET VRS	6,796.02	5,739.00	5,739.00	4,064.36	.00	4,780.00	-16.7%
46353180	523000	HOSP/MED	8,037.38	7,420.00	7,420.00	4,946.08	.00	7,420.00	.0%
46353180	524100	GLIFE VRS	552.42	541.00	541.00	382.67	.00	607.00	12.2%
46353180	525000	DISAB INS	118.30	110.00	110.00	72.80	.00	110.00	.0%
46353180	526000	UNEMPY INS	276.32	142.00	142.00	40.00	.00	124.00	-12.7%
46353180	527000	WORKR COMP	46.07	43.00	43.00	26.91	.00	44.00	2.3%
46353180	533220	M/SC SFTWA	.00	.00	.00	.00	.00	200.00	.0%
46353180	552300	TELECOMMUN	187.27	200.00	200.00	103.49	.00	202.00	1.0%
46353180	552310	MOBILE TEL	689.38	750.00	750.00	398.80	.00	750.00	.0%
46353180	553060	SURETY BON	13.78	14.00	14.00	9.58	.00	10.00	-28.6%
46353180	553070	PUBLIC OFF	71.28	64.00	64.00	44.56	.00	61.00	-4.7%
46353180	553080	GEN LIAB I	48.85	41.00	41.00	28.59	.00	42.00	2.4%
46353180	555000	TRAVEL EXP	2,630.90	2,400.00	2,400.00	1,374.39	.00	2,400.00	.0%
46353180	555400	TRAV CONVE	150.00	640.00	390.00	.00	.00	640.00	.0%
46353180	560010	OFFICE SUP	348.87	175.00	175.00	424.68	.00	500.00	185.7%
46353180	580070	ADP EQUIP	1,316.78	.00	.00	.00	.00	.00	.0%
46353180	580200	ADP SOFTWA	.00	.00	250.00	2,248.47	.00	.00	.0%
	TOTAL CHILDRENS SERVICES ACT		81,645.07	67,150.00	67,150.00	48,314.43	.00	67,738.00	.9%
46353500	CHILDRENS SERVICES ACT PROG								
46353500	557340	LOC MED EX	31,541.58	35,000.00	35,000.00	.00	.00	35,000.00	.0%
46353500	557400	M RES 1A	31,095.00	50,000.00	50,000.00	10,590.00	.00	50,000.00	.0%
46353500	557410	M RES 1B	263,838.61	235,000.00	235,000.00	80,662.72	.00	35,000.00	-85.1%
46353500	557420	M RES 1C	.00	5,000.00	5,000.00	28,889.55	.00	75,000.00	1400.0%
46353500	557430	NM RES 1D	46,048.00	10,000.00	10,000.00	-771.00	.00	10,000.00	.0%
46353500	557440	M RES 1E	80,731.00	136,000.00	136,000.00	44,138.44	.00	136,000.00	.0%
46353500	557450	M THER 2A	50,349.14	90,000.00	90,000.00	74,174.08	.00	90,000.00	.0%
46353500	557452	M THER 2A1	116,623.95	120,000.00	120,000.00	65,341.95	.00	120,000.00	.0%
46353500	557462	M SP FC2B1	-721.00	5,000.00	5,000.00	.00	.00	5,000.00	.0%
46353500	557470	M FCFAM 2C	3,150.00	5,000.00	5,000.00	.00	.00	5,000.00	.0%
46353500	557480	M FFC M 2D	33,366.51	120,000.00	120,000.00	-9,185.65	.00	60,000.00	-50.0%
46353500	557490	M I LIV 2E	51,687.98	65,000.00	65,000.00	141,105.53	.00	195,000.00	200.0%
46353500	557500	M CMBSD 2F	68,388.71	65,000.00	65,000.00	1,983.07	.00	65,000.00	.0%
46353500	557510	M NR 2G	.00	.00	.00	51,016.25	.00	60,000.00	.0%
46353500	557580	N MAN 4	31,835.00	50,707.00	50,707.00	6,396.00	.00	50,707.00	.0%

PROJECTION: 20173 HENRY COUNTY 2017 BUDGET FOR PERIOD 13

ACCOUNTS FOR:

CHILDRENS SERVICES ACT FUND	2015 ACTUAL	2016 ORIG BUD	2016 REVISED BUD	2016 ACTUAL	2016 PROJECTION	2017 ADMIN	PCT CHANGE
TOTAL CHILDRENS SERVICES ACT	807,934.48	991,707.00	991,707.00	494,340.94	.00	991,707.00	.0%
TOTAL HEALTH AND WELFARE	889,579.55	1,058,857.00	1,058,857.00	542,655.37	.00	1,059,445.00	.1%
TOTAL CHILDRENS SERVICES ACT	889,579.55	1,058,857.00	1,058,857.00	542,655.37	.00	1,059,445.00	.1%

PROJECTION: 20173 HENRY COUNTY 2017 BUDGET FOR PERIOD 13

ACCOUNTS FOR:

FIELDALE SANITARY DISTRICT	2015 ACTUAL	2016 ORIG BUD	2016 REVISED BUD	2016 ACTUAL	2016 PROJECTION	2017 ADMIN	PCT CHANGE
14 PUBLIC WORKS							
50343900 FIELDALE SANITARY DISTRICT							
50343900 539150 CONTR GROU	1,225.00	2,000.00	2,000.00	620.00	.00	2,000.00	.0%
50343900 551100 ELECT SERV	16,665.08	18,000.00	18,000.00	10,877.19	.00	18,000.00	.0%
50343900 560140 OTHER OPER	.00	500.00	500.00	.00	.00	500.00	.0%
TOTAL FIELDALE SANITARY DIST	17,890.08	20,500.00	20,500.00	11,497.19	.00	20,500.00	.0%
TOTAL PUBLIC WORKS	17,890.08	20,500.00	20,500.00	11,497.19	.00	20,500.00	.0%
TOTAL FIELDALE SANITARY DIST	17,890.08	20,500.00	20,500.00	11,497.19	.00	20,500.00	.0%

PROJECTION: 20173 HENRY COUNTY 2017 BUDGET FOR PERIOD 13

ACCOUNTS FOR:

PHILPOTT MARINA FUND		2015 ACTUAL	2016 ORIG BUD	2016 REVISED BUD	2016 ACTUAL	2016 PROJECTION	2017 ADMIN	PCT CHANGE
17	PARKS, RECREATION & CULTURAL							
51371140	MARINA							
51371140 513000	P-TIME SAL	47,618.95	45,040.00	45,040.00	30,436.00	.00	45,040.00	.0%
51371140 521000	EMPLR FICA	2,960.65	2,793.00	2,793.00	2,067.45	.00	2,793.00	.0%
51371140 521100	EMPLR MEDI	692.45	654.00	654.00	483.52	.00	654.00	.0%
51371140 526000	UNEMPY INS	790.80	800.00	800.00	460.18	.00	698.00	-12.8%
51371140 527000	WORKR COMP	861.99	946.00	946.00	708.29	.00	1,053.00	11.3%
51371140 533110	R/M EQUIP	2,312.48	1,500.00	1,500.00	1,321.00	.00	1,500.00	.0%
51371140 533120	R/M BUILD	489.30	1,500.00	1,500.00	400.24	.00	1,300.00	-13.3%
51371140 533220	M/SC SFTWA	435.79	1,500.00	1,500.00	1,433.00	.00	1,500.00	.0%
51371140 535000	PRINT/BIND	.00	750.00	750.00	.00	.00	750.00	.0%
51371140 536000	ADVERTISIN	250.00	750.00	750.00	.00	.00	750.00	.0%
51371140 539500	DEBT COLLE	1,716.96	2,300.00	2,300.00	1,035.69	.00	2,300.00	.0%
51371140 551100	ELECT SERV	6,614.93	6,000.00	6,000.00	4,437.01	.00	6,600.00	10.0%
51371140 551300	WATER & SE	1,716.90	1,700.00	1,700.00	1,112.20	.00	1,700.00	.0%
51371140 552300	TELECOMMUN	1,197.66	1,700.00	1,700.00	873.80	.00	1,700.00	.0%
51371140 553010	BOILER INS	108.00	162.00	162.00	98.00	.00	108.00	-33.3%
51371140 553020	FIRE INSUR	575.00	575.00	575.00	497.00	.00	575.00	.0%
51371140 553060	SURETY BON	10.41	17.00	17.00	10.06	.00	12.00	-29.4%
51371140 553070	PUBLIC OFF	54.61	68.00	68.00	46.71	.00	62.00	-8.8%
51371140 553080	GEN LIAB I	40.08	45.00	45.00	30.00	.00	45.00	.0%
51371140 558510	SMALL TOOL	.00	100.00	100.00	.00	.00	100.00	.0%
51371140 560010	OFFICE SUP	77.83	300.00	300.00	85.10	.00	300.00	.0%
51371140 560020	FOOD SUPPL	15,031.51	19,000.00	19,000.00	13,019.60	.00	19,000.00	.0%
51371140 560050	LAUNDRY, J	309.66	500.00	500.00	162.53	.00	500.00	.0%
51371140 560070	R/M SUPPL	870.87	2,900.00	2,900.00	966.82	.00	2,960.00	2.1%
51371140 560080	VEH FUELS	41,035.35	60,000.00	60,000.00	22,284.51	.00	60,000.00	.0%
51371140 560110	UNIFORMS	155.00	500.00	500.00	17.00	.00	500.00	.0%
51371140 580010	MACH/EQUIP	118.02	1,000.00	1,000.00	.00	.00	800.00	-20.0%
51371140 580020	FURN/FIXTU	.00	300.00	300.00	.00	.00	300.00	.0%
51371140 580300	EXISTING F	1,145.80	2,500.00	2,500.00	.00	.00	2,300.00	-8.0%
51371140 591740	DEP EXP	52,921.17	.00	.00	.00	.00	.00	.0%
TOTAL MARINA		180,112.17	155,900.00	155,900.00	81,985.71	.00	155,900.00	.0%
51394300	CIP CAPITAL OUTLAYS							
51394300 581000	CAP REPLAC	79,969.06	.00	.00	.00	.00	.00	.0%
51394300 582330	SITE IMPRO	3,000.00	.00	2,000.00	28,712.00	.00	.00	.0%
51394300 594330	EXP CAPWIP	-80,600.00	.00	.00	.00	.00	.00	.0%
TOTAL CIP CAPITAL OUTLAYS		2,369.06	.00	2,000.00	28,712.00	.00	.00	.0%
TOTAL PARKS, RECREATION & CU		182,481.23	155,900.00	157,900.00	110,697.71	.00	155,900.00	.0%
TOTAL PHILPOTT MARINA FUND		182,481.23	155,900.00	157,900.00	110,697.71	.00	155,900.00	.0%

PROJECTION: 20173 HENRY COUNTY 2017 BUDGET FOR PERIOD 13

ACCOUNTS FOR:

SELF-INSURANCE FUND			2015 ACTUAL	2016 ORIG BUD	2016 REVISED BUD	2016 ACTUAL	2016 PROJECTION	2017 ADMIN	PCT CHANGE
11	GENERAL GOVERNMENT ADMIN								
58312550	SELF-INSURANCE								
58312550	528800	INS CLAIMS	8,430,379.00	10,451,818.00	10,451,818.00	6,787,127.15	.00	9,955,394.00	-4.7%
58312550	528810	REINS CHRG	696,977.84	700,000.00	700,000.00	579,206.10	.00	867,875.00	24.0%
58312550	528820	RETENTION	355,921.17	360,000.00	360,000.00	298,010.73	.00	446,536.00	24.0%
58312550	528850	ACA REINS	31,961.80	100,000.00	100,000.00	68,170.52	.00	45,000.00	-55.0%
58312550	531000	PROF SERV	.00	.00	.00	.00	.00	15,000.00	.0%
58312550	531100	PROF HEALT	.00	.00	.00	.00	.00	20,000.00	.0%
58312550	580200	ADP SOFTWA	.00	.00	.00	11,797.50	.00	15,000.00	.0%
TOTAL SELF-INSURANCE			9,515,239.81	11,611,818.00	11,611,818.00	7,744,312.00	.00	11,364,805.00	-2.1%
TOTAL GENERAL GOVERNMENT ADM			9,515,239.81	11,611,818.00	11,611,818.00	7,744,312.00	.00	11,364,805.00	-2.1%
TOTAL SELF-INSURANCE FUND			9,515,239.81	11,611,818.00	11,611,818.00	7,744,312.00	.00	11,364,805.00	-2.1%
		GRAND TOTAL	64,627,198.78	65,173,809.00	94,407,329.47	53,514,229.73	.00	65,837,706.00	1.0%

** END OF REPORT - Generated by Darrell Jones **

PROJECTION: 20174 HENRY-MARTINSVILLE SOCIAL SERVICES 2017 BUDGET FOR PERIOD 13

ACCOUNTS FOR:

HENRY-MTSV SOCIAL SERVICES	2015 ACTUAL	2016 ORIG BUD	2016 REVISED BUD	2016 ACTUAL	2016 PROJECTION	2017 ADMIN	PCT CHANGE
65480400 AUXILIARY GRANTS S/L							
65480400 557020 AUX GR H	225,064.00	245,000.00	245,000.00	144,910.00	.00	235,000.00	-4.1%
65480400 557021 AUX GR M	98,852.00	120,000.00	120,000.00	83,211.00	.00	120,000.00	.0%
TOTAL AUXILIARY GRANTS S/L	323,916.00	365,000.00	365,000.00	228,121.00	.00	355,000.00	-2.7%
65480800 AFDC- MANUAL CHECKS F/S							
65480800 557050 AID D C H	-632.64	1,000.00	1,000.00	.00	.00	1,000.00	.0%
65480800 557051 AID D C M	-1,876.53	1,000.00	1,000.00	.00	.00	1,000.00	.0%
TOTAL AFDC- MANUAL CHECKS F/	-2,509.17	2,000.00	2,000.00	.00	.00	2,000.00	.0%
65481100 AFDC- FC F/S							
65481100 557060 AID DCFC H	278,119.87	300,000.00	300,000.00	311,512.29	.00	375,000.00	25.0%
65481100 557061 AID DCFC M	19,340.87	35,000.00	35,000.00	34,139.60	.00	55,000.00	57.1%
65481100 557062 AID DCF HL	.00	.00	.00	845.09	.00	.00	.0%
TOTAL AFDC- FC F/S	297,460.74	335,000.00	335,000.00	346,496.98	.00	430,000.00	28.4%
65481200 ADOPTION SUBSIDY F/S							
65481200 557300 SUB ADOP H	552,648.20	550,000.00	550,000.00	418,760.00	.00	560,000.00	1.8%
65481200 557301 SUB ADOP M	23,626.20	35,000.00	35,000.00	24,939.00	.00	35,000.00	.0%
TOTAL ADOPTION SUBSIDY F/S	576,274.40	585,000.00	585,000.00	443,699.00	.00	595,000.00	1.7%
65481700 SPECIAL NEEDS ADOPTION S							
65481700 557310 SN ADOPT H	64,172.00	75,000.00	75,000.00	48,168.00	.00	75,000.00	.0%
65481700 557311 SN ADOPT M	24,636.00	30,000.00	30,000.00	17,150.00	.00	30,000.00	.0%
TOTAL SPECIAL NEEDS ADOPTION	88,808.00	105,000.00	105,000.00	65,318.00	.00	105,000.00	.0%
65482000 ADOPTION INCENTIVE							
65482000 557110 OTH PURC H	2,267.75	.00	.00	.00	.00	.00	.0%
TOTAL ADOPTION INCENTIVE	2,267.75	.00	.00	.00	.00	.00	.0%
65482900 FAMILY PRESERVATION							
65482900 557110 OTH PURC H	6,858.56	8,500.00	8,500.00	4,665.59	.00	8,500.00	.0%
65482900 557111 OTH PURC M	2,226.96	3,000.00	3,000.00	2,025.21	.00	3,500.00	16.7%
TOTAL FAMILY PRESERVATION	9,085.52	11,500.00	11,500.00	6,690.80	.00	12,000.00	4.3%
65483300 ADULT SERVICES							
65483300 513010 PT HSEH H	11,310.00	18,000.00	18,000.00	8,482.50	.00	18,000.00	.0%

PROJECTION: 20174 HENRY-MARTINSVILLE SOCIAL SERVICES 2017 BUDGET FOR PERIOD 13

ACCOUNTS FOR:

HENRY-MTSV SOCIAL SERVICES		2015 ACTUAL	2016 ORIG BUD	2016 REVISED BUD	2016 ACTUAL	2016 PROJECTION	2017 ADMIN	PCT CHANGE
65483300 513011	PT HSEH M	8,011.25	11,500.00	11,500.00	3,298.75	.00	11,500.00	.0%
65483300 521000	EMPLR FICA	1,198.02	.00	.00	525.96	.00	.00	.0%
65483300 521100	EMPLR MEDI	280.03	.00	.00	122.94	.00	.00	.0%
65483300 526000	UNEMPY INS	1,159.28	.00	.00	508.95	.00	.00	.0%
65483300 557110	OTH PURC H	24,976.25	24,000.00	24,000.00	16,965.00	.00	24,000.00	.0%
65483300 557111	OTH PURC M	5,655.00	8,500.00	8,500.00	1,885.00	.00	8,500.00	.0%
TOTAL ADULT SERVICES		52,589.83	62,000.00	62,000.00	31,789.10	.00	62,000.00	.0%
65484400 FSET PURCHASED SERVICES	F/S							
65484400 557110	OTH PURC H	13,712.39	22,000.00	22,000.00	7,348.64	.00	15,000.00	-31.8%
65484400 557111	OTH PURC M	7,628.13	10,000.00	10,000.00	6,562.66	.00	10,000.00	.0%
TOTAL FSET PURCHASED SERVICE		21,340.52	32,000.00	32,000.00	13,911.30	.00	25,000.00	-21.9%
65484800 AFDC- UP F/S								
65484800 557320	FDC ASST H	.00	1,000.00	1,000.00	.00	.00	1,000.00	.0%
65484800 557321	FDC ASST M	.00	1,000.00	1,000.00	.00	.00	1,000.00	.0%
TOTAL AFDC- UP F/S		.00	2,000.00	2,000.00	.00	.00	2,000.00	.0%
65485000 OUTSTATION ELIGIBILITY WORKERS								
65485000 511000	SALARY REG	69,528.97	57,206.00	57,206.00	38,138.00	.00	58,160.00	1.7%
65485000 521000	EMPLR FICA	4,286.86	3,547.00	3,547.00	2,322.12	.00	3,606.00	1.7%
65485000 521100	EMPLR MEDI	1,002.60	830.00	830.00	543.04	.00	844.00	1.7%
65485000 522100	RET VRS	7,957.55	7,197.00	7,197.00	4,797.84	.00	5,961.00	-17.2%
65485000 523000	HOSP/MED	14,838.24	14,838.00	14,838.00	9,892.16	.00	14,838.00	.0%
65485000 524100	GLIFE VRS	705.78	681.00	681.00	453.84	.00	692.00	1.6%
65485000 525000	DISAB INS	280.93	360.00	360.00	240.24	.00	368.00	2.2%
65485000 526000	UNEMPY INS	442.31	.00	.00	154.10	.00	450.00	.0%
65485000 527000	WORKR COMP	.00	63.00	63.00	.00	.00	64.00	1.6%
TOTAL OUTSTATION ELIGIBILITY		99,043.24	84,722.00	84,722.00	56,541.34	.00	84,983.00	.3%
65485200 LOCAL MED-FAMIS DEDICATED WORK								
65485200 512000	SAL O-TIME	38,130.14	.00	.00	17,027.96	.00	.00	.0%
65485200 521000	EMPLR FICA	2,341.09	.00	.00	1,030.24	.00	.00	.0%
65485200 521100	EMPLR MEDI	547.49	.00	.00	240.95	.00	.00	.0%
TOTAL LOCAL MED-FAMIS DEDICA		41,018.72	.00	.00	18,299.15	.00	.00	.0%
65485500 SINGLE POOL ADMIN								
65485500 511000	SALARY REG	2,636,183.01	2,832,664.00	2,830,614.00	1,765,810.59	.00	2,944,067.00	3.9%
65485500 512000	SAL O-TIME	41.47	.00	.00	.00	.00	.00	.0%

PROJECTION: 20174 HENRY-MARTINSVILLE SOCIAL SERVICES 2017 BUDGET FOR PERIOD 13

ACCOUNTS FOR:

HENRY-MTSV SOCIAL SERVICES		2015 ACTUAL	2016 ORIG BUD	2016 REVISED BUD	2016 ACTUAL	2016 PROJECTION	2017 ADMIN	PCT CHANGE
65485500 517000	ON CALL CO	8,535.00	11,770.00	11,770.00	8,001.00	.00	13,456.00	14.3%
65485500 521000	EMPLR FICA	158,654.95	176,358.00	176,358.00	106,696.77	.00	183,374.00	4.0%
65485500 521100	EMPLR MEDI	37,104.06	41,247.00	41,247.00	24,953.22	.00	42,883.00	4.0%
65485500 522100	RET VRS	356,803.73	356,349.00	356,349.00	218,641.18	.00	301,767.00	-15.3%
65485500 523000	HOSP/MED	597,857.42	652,324.00	652,324.00	404,960.30	.00	682,548.00	4.6%
65485500 524100	GLIFE VRS	30,302.37	33,708.00	33,708.00	20,744.21	.00	35,034.00	3.9%
65485500 525000	DISAB INS	9,470.09	11,392.00	11,392.00	7,092.72	.00	13,194.00	15.8%
65485500 526000	UNEMPY INS	15,089.39	15,000.00	15,000.00	3,561.43	.00	16,000.00	6.7%
65485500 527000	WORKR COMP	13,123.00	7,179.00	7,179.00	.00	.00	7,251.00	1.0%
65485500 531100	PROF HEALT	834.00	400.00	400.00	879.00	.00	1,000.00	150.0%
65485500 531200	PROF AUDIT	11,155.00	13,000.00	13,000.00	11,155.00	.00	13,000.00	.0%
65485500 531500	PROF LEGAL	85,797.17	85,000.00	85,000.00	29,593.99	.00	85,000.00	.0%
65485500 531600	PROF OTHER	7,386.81	4,500.00	4,500.00	4,059.79	.00	6,000.00	33.3%
65485500 531710	EMPL ASSIS	1,348.50	1,400.00	1,400.00	1,395.00	.00	1,400.00	.0%
65485500 533110	R/M EQUIP	550.00	500.00	500.00	519.97	.00	550.00	10.0%
65485500 533120	R/M BUILD	5,034.51	5,000.00	6,000.00	5,853.86	.00	5,000.00	.0%
65485500 533200	M/SC	15,716.21	18,000.00	18,000.00	16,909.00	.00	18,000.00	.0%
65485500 536000	ADVERTISIN	969.00	600.00	600.00	667.68	.00	700.00	16.7%
65485500 538000	PURCH SERV	933.50	500.00	500.00	1,149.00	.00	1,000.00	100.0%
65485500 539080	CONTR CUST	23,760.00	25,000.00	25,000.00	24,255.00	.00	25,000.00	.0%
65485500 551100	ELECT SERV	50,892.81	52,000.00	52,000.00	36,518.13	.00	53,000.00	1.9%
65485500 551300	WATER & SE	2,222.67	2,700.00	2,700.00	1,527.14	.00	2,400.00	-11.1%
65485500 551520	GARBAGE SE	2,704.00	2,800.00	2,800.00	1,846.00	.00	2,800.00	.0%
65485500 552100	POSTAL SER	46,960.00	35,000.00	35,000.00	33,225.00	.00	30,000.00	-14.3%
65485500 552300	TELECOMMUN	18,965.88	20,000.00	20,000.00	13,036.46	.00	20,000.00	.0%
65485500 553040	O PROP INS	206.00	230.00	230.00	206.00	.00	230.00	.0%
65485500 553050	M VEH INS	5,940.00	6,200.00	6,200.00	6,505.00	.00	6,500.00	4.8%
65485500 553060	SURETY BON	1,465.00	1,500.00	1,500.00	1,490.00	.00	1,500.00	.0%
65485500 553070	PUBLIC OFF	3,225.00	3,300.00	3,300.00	3,286.00	.00	3,300.00	.0%
65485500 553080	GEN LIAB I	4,280.00	4,100.00	4,100.00	4,114.00	.00	4,200.00	2.4%
65485500 554100	LEASE EQ	2,448.00	2,600.00	2,600.00	2,376.00	.00	2,500.00	-3.8%
65485500 555100	TRAV MILES	149.36	300.00	300.00	229.87	.00	300.00	.0%
65485500 555200	TRAV FARES	.00	.00	.00	1,456.40	.00	.00	.0%
65485500 555300	TRAV SUBSI	148.12	1,000.00	1,000.00	686.00	.00	1,000.00	.0%
65485500 555400	TRAV CONVE	2,529.89	4,000.00	4,000.00	3,099.57	.00	5,000.00	25.0%
65485500 558100	DUES & ASS	450.00	450.00	450.00	450.00	.00	450.00	.0%
65485500 560010	OFFICE SUP	54,212.88	50,000.00	50,000.00	41,632.62	.00	52,000.00	4.0%
65485500 560020	FOOD SUPPL	74.83	200.00	200.00	15.36	.00	200.00	.0%
65485500 560040	MEDICAL &	.00	100.00	100.00	.00	.00	100.00	.0%
65485500 560050	LAUNDRY, J	7,793.06	7,500.00	7,500.00	6,025.16	.00	7,500.00	.0%
65485500 560070	R/M SUPPL	1,151.93	600.00	600.00	1,539.48	.00	2,000.00	233.3%
65485500 560080	VEH FUELS	13,300.26	20,000.00	20,000.00	6,917.92	.00	15,000.00	-25.0%
65485500 560090	VEH SUPPLY	4,100.99	7,000.00	7,000.00	5,631.84	.00	7,000.00	.0%
65485500 560120	BOOKS/SUBS	82.08	100.00	100.00	82.08	.00	100.00	.0%

PROJECTION: 20174 HENRY-MARTINSVILLE SOCIAL SERVICES 2017 BUDGET FOR PERIOD 13

ACCOUNTS FOR:

HENRY-MTSV SOCIAL SERVICES		2015 ACTUAL	2016 ORIG BUD	2016 REVISED BUD	2016 ACTUAL	2016 PROJECTION	2017 ADMIN	PCT CHANGE
65485500 580010	MACH/EQUIP	10,253.41	3,000.00	3,000.00	-41.00	.00	1,000.00	-66.7%
65485500 580020	FURN/FIXTU	11,186.72	2,000.00	2,000.00	.00	.00	2,000.00	.0%
65485500 580050	MOTOR VEH	21,576.83	24,000.00	24,000.00	20,052.00	.00	27,000.00	12.5%
65485500 580070	ADP EQUIP	8,536.67	1,500.00	1,500.00	1,314.00	.00	2,500.00	66.7%
65485500 582095	SOFTWARE A	500.00	.00	1,050.00	109.99	.00	.00	.0%
65485500 583110	DEP-BLDG I	69,192.72	32,112.00	32,112.00	46,128.48	.00	32,112.00	.0%
TOTAL SINGLE POOL ADMIN		4,361,198.30	4,576,183.00	4,576,183.00	2,896,358.21	.00	4,677,916.00	2.2%
65485800 SINGLE POOL ADMIN PASS-THROUGH								
65485800 583110	DEP-BLDG I	.00	37,079.00	37,079.00	.00	.00	37,079.00	.0%
TOTAL SINGLE POOL ADMIN PASS		.00	37,079.00	37,079.00	.00	.00	37,079.00	.0%
65485900 SNAPET RD & IWR STAFF								
65485900 513000	P-TIME SAL	.00	.00	.00	.00	.00	14,630.00	.0%
65485900 521000	EMPLR FICA	.00	.00	.00	.00	.00	907.00	.0%
65485900 521100	EMPLR MEDI	.00	.00	.00	.00	.00	212.00	.0%
65485900 527000	WORKR COMP	.00	.00	.00	.00	.00	102.00	.0%
65485900 552100	POSTAL SER	.00	.00	.00	.00	.00	1,000.00	.0%
65485900 560010	OFFICE SUP	.00	.00	.00	.00	.00	5,000.00	.0%
65485900 580070	ADP EQUIP	.00	.00	.00	311.50	.00	.00	.0%
TOTAL SNAPET RD & IWR STAFF		.00	.00	.00	311.50	.00	21,851.00	.0%
65486100 INDEPENDENT LIVIN EDUC/TRAIN								
65486100 557110	OTH PURC H	486.07	3,000.00	3,000.00	.00	.00	2,500.00	-16.7%
65486100 557111	OTH PURC M	180.56	500.00	500.00	.00	.00	1,500.00	200.0%
TOTAL INDEPENDENT LIVIN EDUC		666.63	3,500.00	3,500.00	.00	.00	4,000.00	14.3%
65486200 INDEPENDENT LIVING- PURCH SERV								
65486200 557110	OTH PURC H	2,664.36	6,500.00	6,500.00	463.74	.00	4,770.00	-26.6%
65486200 557111	OTH PURC M	852.42	1,200.00	1,200.00	.00	.00	2,500.00	108.3%
TOTAL INDEPENDENT LIVING- PU		3,516.78	7,700.00	7,700.00	463.74	.00	7,270.00	-5.6%
65486400 RESPITE CARE FOSTER PARENT								
65486400 557110	OTH PURC H	1,475.00	2,000.00	2,000.00	4,169.65	.00	5,000.00	150.0%
TOTAL RESPITE CARE FOSTER PA		1,475.00	2,000.00	2,000.00	4,169.65	.00	5,000.00	150.0%
65486600 SAFE & STABLE FAMILIES								
65486600 557110	OTH PURC H	18,405.77	33,228.00	33,228.00	22,853.76	.00	35,856.00	7.9%

PROJECTION: 20174 HENRY-MARTINSVILLE SOCIAL SERVICES 2017 BUDGET FOR PERIOD 13

ACCOUNTS FOR:

HENRY-MTSV SOCIAL SERVICES	2015 ACTUAL	2016 ORIG BUD	2016 REVISED BUD	2016 ACTUAL	2016 PROJECTION	2017 ADMIN	PCT CHANGE
65486600 557111 OTH PURC M	7,230.46	18,000.00	18,000.00	8,637.81	.00	18,000.00	.0%
TOTAL SAFE & STABLE FAMILIES	25,636.23	51,228.00	51,228.00	31,491.57	.00	53,856.00	5.1%
65487200 VIEW - AFDC (15)							
65487200 557110 OTH PURC H	104,279.30	120,000.00	120,000.00	78,412.05	.00	120,000.00	.0%
65487200 557111 OTH PURC M	89,765.43	90,000.00	90,000.00	90,291.69	.00	120,000.00	33.3%
TOTAL VIEW - AFDC (15)	194,044.73	210,000.00	210,000.00	168,703.74	.00	240,000.00	14.3%
65487300 FOSTER PARENT TRAINING							
65487300 557110 OTH PURC H	2,508.19	2,400.00	2,400.00	663.20	.00	2,400.00	.0%
TOTAL FOSTER PARENT TRAINING	2,508.19	2,400.00	2,400.00	663.20	.00	2,400.00	.0%
65488300 NON-VIEW DAY CARE 100 F							
65488300 557110 OTH PURC H	.00	.00	.00	-25.00	.00	.00	.0%
TOTAL NON-VIEW DAY CARE 100	.00	.00	.00	-25.00	.00	.00	.0%
65488500 OTHER- LOCAL ONLY							
65488500 557070 EMR ASSI H	23,771.00	23,771.00	23,771.00	23,684.06	.00	23,771.00	.0%
65488500 557071 EMR ASSI M	21,060.05	21,066.00	21,066.00	15,997.72	.00	21,066.00	.0%
TOTAL OTHER- LOCAL ONLY	44,831.05	44,837.00	44,837.00	39,681.78	.00	44,837.00	.0%
65489000 CHILD DC QUALITY INITIATIVE							
65489000 557112 OTH PURC C	17,473.00	17,473.00	17,473.00	6,843.58	.00	17,473.00	.0%
TOTAL CHILD DC QUALITY INITI	17,473.00	17,473.00	17,473.00	6,843.58	.00	17,473.00	.0%
65489500 ADULT PROTECTIVE SERVICES							
65489500 557110 OTH PURC H	3,919.81	4,000.00	4,000.00	1,094.05	.00	4,000.00	.0%
65489500 557111 OTH PURC M	935.46	2,000.00	2,000.00	-50.00	.00	2,000.00	.0%
TOTAL ADULT PROTECTIVE SERVI	4,855.27	6,000.00	6,000.00	1,044.05	.00	6,000.00	.0%
65489600 FUEL ASSISTANCE LOCAL ONLY							
65489600 557110 OTH PURC H	.00	.00	.00	342.50	.00	.00	.0%
65489600 557111 OTH PURC M	22.35	.00	.00	215.00	.00	.00	.0%
TOTAL FUEL ASSISTANCE LOCAL	22.35	.00	.00	557.50	.00	.00	.0%
65499600 JOINT ADMINISTRATIVE EXPENSES							
65499600 558100 DUES & ASS	450.00	.00	.00	450.00	.00	.00	.0%

PROJECTION: 20174 HENRY-MARTINSVILLE SOCIAL SERVICES 2017 BUDGET FOR PERIOD 13

ACCOUNTS FOR:

HENRY-MTSV SOCIAL SERVICES	2015 ACTUAL	2016 ORIG BUD	2016 REVISED BUD	2016 ACTUAL	2016 PROJECTION	2017 ADMIN	PCT CHANGE
65499600 560140 OTHER OPER	-414.46	650.00	650.00	-467.66	.00	650.00	.0%
TOTAL JOINT ADMINISTRATIVE E	35.54	650.00	650.00	-17.66	.00	650.00	.0%
65499700 COMPENSATION BOARD MEMBERS							
65499700 511110 BOARD MEMB	8,175.00	8,400.00	8,400.00	5,600.00	.00	8,400.00	.0%
65499700 519020 SERV AWARD	720.12	800.00	800.00	898.80	.00	900.00	12.5%
65499700 521000 EMPLR FICA	551.48	521.00	521.00	402.90	.00	521.00	.0%
65499700 521100 EMPLR MEDI	129.20	122.00	122.00	94.37	.00	122.00	.0%
TOTAL COMPENSATION BOARD MEM	9,575.80	9,843.00	9,843.00	6,996.07	.00	9,943.00	1.0%
TOTAL HENRY-MTSV SOCIAL SERV	6,175,134.42	6,553,115.00	6,553,115.00	4,368,108.60	.00	6,801,258.00	3.8%
GRAND TOTAL	6,175,134.42	6,553,115.00	6,553,115.00	4,368,108.60	.00	6,801,258.00	3.8%

** END OF REPORT - Generated by Darrell Jones **

HENRY COUNTY, VIRGINIA
SUMMARY OF SCHOOL, TEXTBOOK, AND CAFETERIA BUDGETS
PROPOSED FOR FISCAL YEAR 2016 - 2017

ACCOUNT NAME	2016 ORIG BUD	2017 ADMIN	INCREASE (DECREASE)	PCT CHANGE

SEE SEPARATE SCHOOL BOARD BUDGET DOCUMENT DATED MARCH 17, 2016

SCHOOL FUND	73,611,051.00	77,794,608.00	4,183,557.00	5.7%

School Board budgeted local funds same as General Fund budgeted contribution in the amount of $17,603,313
(The General Fund Contribution increased $650,418 from FY 2016. School Recordation Tax Transfer is unchanged from FY 2016)

SCHOOL TEXTBOOK FUND	686,768.00	1,057,768.00	371,000.00	54.0%

School Textbook budget adjusted to total expenditures projected for FY 2017 of $1,057,768
School Textbook budgeted revenue, excluding reserves, projected for FY 2017 is $591,016
(Which is amount to be transferred from the School fund, shown in their budget document)

SCHOOL CAFETERIA FUND	4,321,838.00	4,467,088.00	145,250.00	3.4%



HENRY COUNTY
CHURCH
INDUSTRY
EDUCATION

FY 2017 Operating Budget
Capital Improvements Plan

Capital Improvement Program
Fiscal Years 2016-17 through 2020-21

Project #	Department	Project Name	Total Cost	Expended To Date	FY 16/17	FY 17/18	FY 18/19	FY 19/20	FY 20/21	Beyond 5 Years
1	Administration	Closed Landfill Maintenance	$65,000			50,000			15,000	
2	Assessment Office	Assessment Software	$202,200	134,800	67,400					
3	Assessment Office	Vehicle Replacement	$26,000			26,000				
4	Building and Grounds	Courthouse Electric Door Lock Replacement	$125,000			125,000				
5	Building and Grounds	Riding Lawnmower Replacement	$24,000			14,000	10,000			
6	Building and Grounds	Maintenance Vehicle Replacement	$35,000			35,000				
7	Building and Grounds	Pool Car Replacement	$27,000			27,000				
8	Building and Grounds	Summerlin Board Room Renovation	$36,000		36,000					
9	Building Inspection	Vehicle Replacement	$78,000				26,000		26,000	26,000
10	Information Services	PC Replacement	$302,000		20,000	46,000	20,000	20,000	20,000	176,000
11	Information Services	PBX Replacement	$300,000			300,000				
12	M-HC 911 Center	911 Recorder Replacement	$65,000			65,000				
13	M-HC 911 Center	911 Computer Console Replacement	$125,000							125,000
14	M-HC 911 Center	911 Phone System (Call Processing Equipment)	$330,000						330,000	
15	Parks and Recreation	Vehicle Replacement	$202,000		40,000	30,000	30,000	31,000	31,000	40,000

Project #	Department	Project Name	Total Cost	Expended To Date	FY 16/17	FY 17/18	FY 18/19	FY 19/20	FY 20/21	Beyond 5 Years
16	Parks and Recreation	Repaving Parking Lots at Fisher Farm	$104,000						104,000	
17	Parks and Recreation	Repaving Parking Lots at Jaycee Park	$76,622			76,622				
18	Parks and Recreation	Gravely Parking Lot	$41,200				41,200			
19	Parks and Recreation	Dick & Willie Asphalt Sealing	$50,000				50,000			
20	Parks and Recreation	Front Deck Mower	$30,000						30,000	
21	Parks and Recreation	Additional Slips at Marina	$250,000			250,000				
22	Planning, Zoning & Inspection	Vehicle Replacement	$26,000			26,000				
23	Planning, Zoning & Inspection	Comprehensive Plan	$200,000			200,000				
24	Public Safety - Administration	Vehicle Replacement	$40,000							40,000
25	Public Safety - Fire Prevention	Vehicle Replacement	$80,000				40,000			40,000
26	Public Safety - Operations	Vehicle Replacement	$1,840,000		110,000	220,000	150,000	220,000	110,000	1,030,000
27	Public Safety - Operations	Ambulance Stretchers	$45,000			15,000			15,000	15,000
28	Public Safety - Operations	12 Lead ECG and Defibrillators	$180,000					180,000		
29	Public Safety - Other Fire and Rescue	EVOC Driving Simulator	$125,000			125,000				
30	Public Safety - Other Fire and Rescue	Pagers and Portable Radios	$520,000			52,000	52,000	52,000	52,000	312,000
31	Public Safety - Other Fire and Rescue	Fire Truck - Aerial Apparatus	$1,250,000			1,250,000				

Project #	Department	Project Name	Total Cost	Expended To Date	FY 16/17	FY 17/18	FY 18/19	FY 19/20	FY 20/21	Beyond 5 Years
32	Public Safety - Other Fire and Rescue	Rescue Squad's Capital Funding	$1,800,000			200,000	200,000	200,000	200,000	1,000,000
33	Public Safety - Other Fire and Rescue	Fire Department Capital Funding	$1,400,000		175,000	175,000	175,000	175,000	175,000	525,000
34	Public Safety - Other Fire and Rescue	Station Construction	$850,000						850,000	
35	Public Safety- Training	Vehicle Replacement	$120,000					40,000		80,000
36	Refuse Department	Vehicle Replacement	$425,000				165,000	260,000		
37	Sheriff's Office	Patrol Car Replacement	$2,555,000		365,000	365,000	365,000	365,000	365,000	730,000
38	Sheriff's Office	Swat Vests	$50,000				50,000			
39	Sheriff's Office	Emergency Generator	$110,000			110,000				
40	Sheriff's Office	Mobile Data In-Car Computer Terminals	$225,000			45,000	45,000	45,000	45,000	45,000
41	Sheriff's Office	Mobile In-Car Video Camera Systems	$205,000	120,000			85,000			
42	Sheriff's Office	Jail Replacement	$60,150,000		150,000	60,000,000				
43	Social Services	Vehicle Replacement	$167,000		27,000	28,000	28,000	28,000	28,000	28,000
		TOTAL	$74,857,022	$254,800	$990,400	$63,855,622	$1,532,200	$1,616,000	$2,396,000	$4,212,000

COUNTY OF HENRY, VIRGINIA
5-YEAR DETAILED CAPITAL EXPENDITURE PROJECT FORM

PROJECT NUMBER	DEPARTMENT	PROJECT TITLE
1	Administration	Closed Landfill Maintenance

PROJECT TYPE REPLACEMENT ☐ NEW ☐

TOTAL PROJECT COST	EXPENDITURES TO DATE	REMAINING BALANCE
$65,000.00		$65,000.00

RECOMMENDED FOR FIVE-YEAR PERIOD

16/17	17/18	18/19	19/20	20/21	OVER 5 YEARS
	$50,000.00			$15,000.00	

DESCRIPTION / OBJECTIVES

FY'18 - $50,000 Clean Sediment Pond Continuation

GRAPHIC

There are 3 interconnected 30" CMP (corrugated metal pipes) that convey two small streams under the old County landfill. The integrity of these pipes is being evaluated in FY 2016.

The storm water management pond in the old closed County landfill is required by DEQ to be maintained. During FY 2010, the sediment pond cleaning project was awarded to Steve Martin Trenching, Inc. and approximately 1,200 cubic yards of sediment was removed from the pond. Staff estimates this is 50% completely clean. The FY2010 cleaning activity alleviated any concerns of sediment pass-through into the receiving stream. The completion of the project should be considered for FY18.

PROJECT STATUS COMMENTS

RECOMMENDED SOURCE OF FUNDING

General Fund

IMPACT ON ANNUAL OPERATION COSTS

None

COUNTY OF HENRY, VIRGINIA
5-YEAR DETAILED CAPITAL EXPENDITURE PROJECT FORM

PROJECT NUMBER	DEPARTMENT	PROJECT TITLE
2	Assessment Office	Assessment Software

PROJECT TYPE		
	REPLACEMENT	☑
	NEW	☐

TOTAL PROJECT COST	EXPENDITURES TO DATE	REMAINING BALANCE
$202,200.00	$134,800.00	$67,400.00

RECOMMENDED FOR FIVE-YEAR PERIOD

16/17	17/18	18/19	19/20	20/21	OVER 5 YEARS
$67,400.00					

DESCRIPTION / OBJECTIVES

$202,200 includes 3 yr support & maintenance fee

Continue of scheduled payments for replacement software for the Commission of Revenue's Office.

GRAPHIC

**The above pricing is based on a 3 year payment plan and includes support and maintenance fees.

PROJECT STATUS COMMENTS

RECOMMENDED SOURCE OF FUNDING

General Fund

IMPACT ON ANNUAL OPERATION COSTS

COUNTY OF HENRY, VIRGINIA
5-YEAR DETAILED CAPITAL EXPENDITURE PROJECT FORM

PROJECT NUMBER	DEPARTMENT	PROJECT TITLE
3	Assessment Office	Vehicle Replacement

PROJECT TYPE REPLACEMENT ☑ NEW ☐

TOTAL PROJECT COST	EXPENDITURES TO DATE	REMAINING BALANCE
$26,000.00		$26,000.00

RECOMMENDED FOR FIVE-YEAR PERIOD

16/17	17/18	18/19	19/20	20/21	OVER 5 YEARS
	$26,000.00				

DESCRIPTION / OBJECTIVES

FY' 17 - Replace Vehicle # 1
Vehicle will be past its useful life

GRAPHIC

Vehicle # 1

1998 Crown Vic 98-9289
Mileage 56,962 Fair Condition

Vehicle # 2

2013 Ford Explorer 13-2829
Mileage 13,385 Excellent Condition

PROJECT STATUS COMMENTS

RECOMMENDED SOURCE OF FUNDING

IMPACT ON ANNUAL OPERATION COSTS

COUNTY OF HENRY, VIRGINIA
5-YEAR DETAILED CAPITAL EXPENDITURE PROJECT FORM

PROJECT NUMBER	DEPARTMENT	PROJECT TITLE
4	Building and Grounds	Courthouse Electric Door Lock Replacement

PROJECT TYPE

REPLACEMENT	☑
NEW	☐

TOTAL PROJECT COST	EXPENDITURES TO DATE	REMAINING BALANCE
$125,000.00		$125,000.00

RECOMMENDED FOR FIVE-YEAR PERIOD

16/17	17/18	18/19	19/20	20/21	OVER 5 YEARS
	$125,000.00				

DESCRIPTION / OBJECTIVES

Replace failing and obsolete electronic door locking system throughout courthouse.

GRAPHIC

PROJECT STATUS COMMENTS

RECOMMENDED SOURCE OF FUNDING

General Fund

IMPACT ON ANNUAL OPERATION COSTS

COUNTY OF HENRY, VIRGINIA
5-YEAR DETAILED CAPITAL EXPENDITURE PROJECT FORM

PROJECT NUMBER	DEPARTMENT	PROJECT TITLE
5	Building and Grounds	Riding Lawnmower Replacement

PROJECT TYPE

REPLACEMENT	☑
NEW	☐

TOTAL PROJECT COST	EXPENDITURES TO DATE	REMAINING BALANCE
$24,000.00		$24,000.00

RECOMMENDED FOR FIVE-YEAR PERIOD

16/17	17/18	18/19	19/20	20/21	OVER 5 YEARS
	$14,000.00	$10,000.00			

DESCRIPTION / OBJECTIVES

Replace Mowers as Needed

2017/2018
Replace New Holland MC35 Mower

2018/2019
Replace John Deere Mower 1445

GRAPHIC

Current Mowers and Tractors

Make	Model	Hours
John Deere	425	1375
New Holland	MC35	998
John Deere	1445	815
Kubota	ZD323	175
John Deere		27

PROJECT STATUS COMMENTS

Periodic Replacement of Mowing Equipment

RECOMMENDED SOURCE OF FUNDING

General Fund

IMPACT ON ANNUAL OPERATION COSTS

Reduce Down Time and Maintenance Cost

COUNTY OF HENRY, VIRGINIA
5-YEAR DETAILED CAPITAL EXPENDITURE PROJECT FORM

PROJECT NUMBER	DEPARTMENT	PROJECT TITLE
6	Building and Grounds	Maintenance Vehicle Replacement

PROJECT TYPE

REPLACEMENT	☑
NEW	☐

TOTAL PROJECT COST	EXPENDITURES TO DATE	REMAINING BALANCE
$35,000.00		$35,000.00

RECOMMENDED FOR FIVE-YEAR PERIOD

16/17	17/18	18/19	19/20	20/21	OVER 5 YEARS
	$35,000.00				

DESCRIPTION / OBJECTIVES

Replace Vehicles As Needed

FY '17
F250 Regular cab 4x4 truck with snow plow - $33,000.00

A reliable truck and snow plow is needed to ensure capability to clear Administration building, jail, sheriff's office and courthouse lots during inclement weather.

GRAPHIC

Current Vehicles	Condition	Mileage
'01 Chevy Truck ¾ Ton	Fair	237,188
'05 Chevy Truck ¾ Ton	Good	78,289
'16 ford F250 3/4 ton	Great	2,000
'08 Nissan titan 1/2 ton	Good	153,432

PROJECT STATUS COMMENTS

Periodic Replacement of Vehicles as they wear out

RECOMMENDED SOURCE OF FUNDING

General Fund

IMPACT ON ANNUAL OPERATION COSTS

Reduce Vehicle Repair Cost

COUNTY OF HENRY, VIRGINIA
5-YEAR DETAILED CAPITAL EXPENDITURE PROJECT FORM

PROJECT NUMBER	DEPARTMENT	PROJECT TITLE
7	Building and Grounds	Pool Car Replacement

PROJECT TYPE REPLACEMENT ☑ NEW ☐

TOTAL PROJECT COST	EXPENDITURES TO DATE	REMAINING BALANCE
$27,000.00		$27,000.00

RECOMMENDED FOR FIVE-YEAR PERIOD

16/17	17/18	18/19	19/20	20/21	OVER 5 YEARS
	$27,000.00				

DESCRIPTION / OBJECTIVES

Replace Pool Cars as Needed

2017/2018
Replace '04 Crown Victoria with Comparable

GRAPHIC

Current Vehicles	Condition	Mileage
98 Crown Vic	Fair	168,553
16 chevy impala	Excellent	2,227

PROJECT STATUS COMMENTS

Periodic Replacement of Pool Cars as They Wear Out

RECOMMENDED SOURCE OF FUNDING

General Fund

IMPACT ON ANNUAL OPERATION COSTS

Reduce Cost of Repairs

COUNTY OF HENRY, VIRGINIA
5-YEAR DETAILED CAPITAL EXPENDITURE PROJECT FORM

PROJECT NUMBER	DEPARTMENT	PROJECT TITLE
8	Building and Grounds	Summerlin Board Room Renovation

PROJECT TYPE

REPLACEMENT	☑
NEW	☐

TOTAL PROJECT COST	EXPENDITURES TO DATE	REMAINING BALANCE
$36,000.00		$36,000.00

RECOMMENDED FOR FIVE-YEAR PERIOD

16/17	17/18	18/19	19/20	20/21	OVER 5 YEARS
$36,000.00					

DESCRIPTION / OBJECTIVES

Renovation to the Summerlin Board room, including new carpet, tile, desks, seating, and tables.

GRAPHIC

Current tables are old broken and heavy new tables will allow everyone to use them more efficently $1200.00

Current chairs are broken and heavy $1,760.00

Current carpet stained and outdated $ 9,000.00

Vct tile is also stained and outdated $ 4,800.00

Desk are falling apart and cannot be moved when situations arise for them to be moved $ 1,200.00

Current seating is original and also stained we will be adding an additional 34 chairs which can be moved as needed $ 6,700.00

PROJECT STATUS COMMENTS

Improve appearance and functionality of Board room

RECOMMENDED SOURCE OF FUNDING

General Fund

IMPACT ON ANNUAL OPERATION COSTS

COUNTY OF HENRY, VIRGINIA
5-YEAR DETAILED CAPITAL EXPENDITURE PROJECT FORM

PROJECT NUMBER	DEPARTMENT	PROJECT TITLE
9	Building Inspection	Vehicle Replacement

PROJECT TYPE		
	REPLACEMENT	☑
	NEW	☐

TOTAL PROJECT COST	EXPENDITURES TO DATE	REMAINING BALANCE
$78,000.00		$78,000.00

RECOMMENDED FOR FIVE-YEAR PERIOD

16/17	17/18	18/19	19/20	20/21	OVER 5 YEARS
		$26,000.00		$26,000.00	$26,000.00

DESCRIPTION / OBJECTIVES

1. Vehicle - Vehicle # 1338 (2013 Ford Explorer - VIN #1338) Current miles on odometer: 65,819 Based on annual mileage of 30,000, will need replacing at 150,000 miles. (FY - 2018/2019)

2. Vehicle - Vehicle # 2407 (2014 Ford Explorer - VIN # 2407) Current miles on odometer: 26,760. Based on annual mileage of 30,000, will need replacing at 150,000. (FY - 20/21)

3. Vehicle - Vehicle # 8487 (2016 Ford Explorer - VIN 8487) Current miles on odometer: 7,249. Based on annual mileage of 30,000, will need replacing at 150,000.
(FY - 21/22)

GRAPHIC

PROJECT STATUS COMMENTS

RECOMMENDED SOURCE OF FUNDING

General Fund

IMPACT ON ANNUAL OPERATION COSTS

COUNTY OF HENRY, VIRGINIA
5-YEAR DETAILED CAPITAL EXPENDITURE PROJECT FORM

PROJECT NUMBER	DEPARTMENT	PROJECT TITLE
10	Information Services	PC Replacement / Infrastructure

PROJECT TYPE REPLACEMENT ☑ NEW ☐

TOTAL PROJECT COST	EXPENDITURES TO DATE	REMAINING BALANCE
$302,000.00		$302,000.00

RECOMMENDED FOR FIVE-YEAR PERIOD

16/17	17/18	18/19	19/20	20/21	OVER 5 YEARS
$20,000.00	$46,000.00	$20,000.00	$20,000.00	$20,000.00	$176,000.00

DESCRIPTION / OBJECTIVES

The Information Services Department replaces all County computers, as needed, to meet current technological demands. Many computers must be replaced after 2-3 years while others will last much longer. We suggest cycling all machines so that none are more than 6-years old. The annual cost for this process is between $18,000-$22,000.

The MUNIS server will be up for replacement in FY 17/18 and is estimated to cost $26,000.

GRAPHIC

The computer replacement cycle will include 14 systems. These computers will be installed in Planning (5), Building Inspection (5), Marina (1), Parks & Rec (1), Assessment (1), Spare laptop to be checked out as needed (1).
The entire server infrastructure is nearing end of life and maintenance options have become limited. This year, we plan to replace the entire server cluster and shared storage device.

PROJECT STATUS COMMENTS

RECOMMENDED SOURCE OF FUNDING

General Fund

IMPACT ON ANNUAL OPERATION COSTS

COUNTY OF HENRY, VIRGINIA
5-YEAR DETAILED CAPITAL EXPENDITURE PROJECT FORM

PROJECT NUMBER	DEPARTMENT	PROJECT TITLE
11	Information Services	PBX Replacement

PROJECT TYPE REPLACEMENT ☑ NEW ☐

TOTAL PROJECT COST	EXPENDITURES TO DATE	REMAINING BALANCE
$300,000.00		$300,000.00

RECOMMENDED FOR FIVE-YEAR PERIOD

16/17	17/18	18/19	19/20	20/21	OVER 5 YEARS
	$300,000.00				

DESCRIPTION / OBJECTIVES

Henry County maintains a complex phone system with over 400 phones, faxes, and other communication devices spread across the Administration Building (including School Board), Court House, Sheriff, Jail, Public Safety, PSA Shop, and more. The current PBX is nearing end-of-life support and will require a complete replacement before maintenance and support are halted. Our current maintenance contract ends in December 2017 and is expected to be renewed for one-additional year.

We have obtained preliminary pricing from our local telephone provider and they estimate replacement costs at $300,000.

GRAPHIC

PROJECT STATUS COMMENTS

RECOMMENDED SOURCE OF FUNDING

General Fund

IMPACT ON ANNUAL OPERATION COSTS

COUNTY OF HENRY, VIRGINIA
5-YEAR DETAILED CAPITAL EXPENDITURE PROJECT FORM

PROJECT NUMBER	DEPARTMENT	PROJECT TITLE
12	M-HC 911 Center	911 Recorder Replacement

PROJECT TYPE REPLACEMENT ☑ NEW ☐

TOTAL PROJECT COST	EXPENDITURES TO DATE	REMAINING BALANCE
$65,000.00		$65,000.00

RECOMMENDED FOR FIVE-YEAR PERIOD

16/17	17/18	18/19	19/20	20/21	OVER 5 YEARS
	$65,000.00				

DESCRIPTION / OBJECTIVES

In 2011, the 911 Center purchased the current 911 recording system. The recording system captures and records all incoming and outgoing emergency 911 lines, administrative lines, as well as over 20 radio channels.

These recordings are subpoenaed regularly by Martinsville City and Henry County Courts, as well as used locally for all agencies served.

It is the intention of the 911 Center to apply for a grant through VITA to replace/update the recorder in FY'17 or FY'18. However, due to the decrease in grant funds available through VITA, recording projects are low on their grant priority list. Therefore local funding may be needed for this required equipment project.

GRAPHIC

PROJECT STATUS COMMENTS

The existing 911 Recording System was installed in 2011 and is scheduled for replacement/update around FY'17 or FY'18

RECOMMENDED SOURCE OF FUNDING

Grant Application through VITA.
Local General Funds, 70% County, 30% City

IMPACT ON ANNUAL OPERATION COSTS

Annual Software Maintenance

COUNTY OF HENRY, VIRGINIA
5-YEAR DETAILED CAPITAL EXPENDITURE PROJECT FORM

PROJECT NUMBER	DEPARTMENT	PROJECT TITLE
13	M-HC 911 Center	911 Computer Console Replacement

PROJECT TYPE		
REPLACEMENT	☑	
NEW	☐	

TOTAL PROJECT COST	EXPENDITURES TO DATE	REMAINING BALANCE
$125,000.00		$125,000.00

RECOMMENDED FOR FIVE-YEAR PERIOD

16/17	17/18	18/19	19/20	20/21	OVER 5 YEARS
					$125,000.00

DESCRIPTION / OBJECTIVES

The computer running the 911 Center CAD, Mapping, VCIN, and other software applications are scheduled for replacement during the FY16-'17 budget cycle. These computers will be due for replacement in 2021.

GRAPHIC

PROJECT STATUS COMMENTS

RECOMMENDED SOURCE OF FUNDING

VITA Grant or local funds

IMPACT ON ANNUAL OPERATION COSTS

COUNTY OF HENRY, VIRGINIA
5-YEAR DETAILED CAPITAL EXPENDITURE PROJECT FORM

PROJECT NUMBER	DEPARTMENT	PROJECT TITLE
14	M-HC 911 Center	911 Phone System (Call Processing Equipment)

PROJECT TYPE REPLACEMENT ☑ NEW ☐

TOTAL PROJECT COST	EXPENDITURES TO DATE	REMAINING BALANCE
$330,000.00		$330,000.00

RECOMMENDED FOR FIVE-YEAR PERIOD

16/17	17/18	18/19	19/20	20/21	OVER 5 YEARS
				$330,000.00	

DESCRIPTION / OBJECTIVES

In any Emergency 911 Center, the primary piece of equipment is the 911 phone system, known as Call Processing Equipment (CPE). This is the actual phone system where incoming emergency calls are received and processed. Data from this system is relayed to the 911 CAD and Mapping Systems.

The existing 911 CPE system was installed in 2015. Operating on a 24/7/365 schedule, with no down time, the life expectancy for any CPE system is around 5 years. The 911 Center intends to begin researching CHE systems during the spring of 2020 with the intention of applying for grant funds through VITA in their FY'21 grant cycle for funding up to $150,000.00 for this project. If grant funds are not available for this project, Martinsville and Henry County will need to fund this system replacement based on the funding formula in place.

GRAPHIC

PROJECT STATUS COMMENTS

The existing 911 phone system was installed in December 2015. With a five year life expectancy, this system will be due for replacement during the FY'20/21 budget cycle.

RECOMMENDED SOURCE OF FUNDING

Grant through VITA $150,000. Local Funds, 69% Henry County, 31% City of Martinsville

IMPACT ON ANNUAL OPERATION COSTS

Annual Hardware Maintenance

COUNTY OF HENRY, VIRGINIA
5-YEAR DETAILED CAPITAL EXPENDITURE PROJECT FORM

PROJECT NUMBER	DEPARTMENT	PROJECT TITLE
15	Parks and Recreation	Vehicle Replacement

PROJECT TYPE REPLACEMENT ☑ NEW ☐

TOTAL PROJECT COST	EXPENDITURES TO DATE	REMAINING BALANCE
$202,000.00		$202,000.00

RECOMMENDED FOR FIVE-YEAR PERIOD

16/17	17/18	18/19	19/20	20/21	OVER 5 YEARS
$40,000.00	$30,000.00	$30,000.00	$31,000.00	$31,000.00	$40,000.00

DESCRIPTION / OBJECTIVES

This request is for the periodic replacement of department vehicles as they wear out.

2016-17
One 1 ton truck to replace 05 Chevy 1 ton

2017-18
One 3/4 ton truck to replace 05 Chevy 3/4 ton

2018-19
One 3/4 ton truck to replace 04 Chevy 3/4 ton

2019-20
One 3/4 ton truck to replace 04 Chevy 1/2 ton

2020-21
One 3/4 ton truck to replace 07 Chevy 3/4 ton

GRAPHIC

Current Maintenance Vehicles Condition/Miles

04 Chevy 1/2 ton truck	Good	61,122
04 Chevy 3/4 ton truck	Fair	125,129
05 Chevy 1 ton lift truck	Poor	126,784
05 Chevy 3/4 ton truck	Fair	130,271
07 Chevy 3/4 ton truck	Good	118,844
08 Ford 1 ton dump truck	Good	39,376
11 Ford 3/4 ton truck	Good	48,225
12 Ford 3/4 ton truck	Good	21,920
14 Ford 1 ton truck	Excellent	18,698
15 Ford 3/4 ton truck	Excellent	10,857

Current Recreation Vehicles Condition / Miles

08 Chevy Minivan	Good	110,500
08 Ford Expedition	Fair	125,500
16 Ford 3/4 ton truck	Excellent	2,200

PROJECT STATUS COMMENTS

Periodic replacement of vehicles as they wear out.

RECOMMENDED SOURCE OF FUNDING

General Fund

IMPACT ON ANNUAL OPERATION COSTS

Will reduce vehicle repair costs

COUNTY OF HENRY, VIRGINIA
5-YEAR DETAILED CAPITAL EXPENDITURE PROJECT FORM

PROJECT NUMBER	DEPARTMENT	PROJECT TITLE
16	Parks and Recreation	Repaving Parking Lots at Fisher Farm

PROJECT TYPE

REPLACEMENT	☑
NEW	☐

TOTAL PROJECT COST	EXPENDITURES TO DATE	REMAINING BALANCE
$104,000.00		$104,000.00

RECOMMENDED FOR FIVE-YEAR PERIOD

16/17	17/18	18/19	19/20	20/21	OVER 5 YEARS
				$104,000.00	

DESCRIPTION / OBJECTIVES

This project is to repave the parking lots in Fisher Farm Park. The parking lots are approximately 30 years old and still have the original asphalt. Most of the asphalt is in poor condition and needs to be repaved.

This park is used on a daily basis and the picnic pavilions are reserved frequently during the spring, summer and fall.

GRAPHIC

PROJECT STATUS COMMENTS

RECOMMENDED SOURCE OF FUNDING

General Fund

IMPACT ON ANNUAL OPERATION COSTS

COUNTY OF HENRY, VIRGINIA
5-YEAR DETAILED CAPITAL EXPENDITURE PROJECT FORM

PROJECT NUMBER	DEPARTMENT	PROJECT TITLE
17	Parks and Recreation	Repaving Parking Lots at Jaycee Park

PROJECT TYPE		
	REPLACEMENT	☑
	NEW	☐

TOTAL PROJECT COST	EXPENDITURES TO DATE	REMAINING BALANCE
$76,622.00		$76,622.00

RECOMMENDED FOR FIVE-YEAR PERIOD

16/17	17/18	18/19	19/20	20/21	OVER 5 YEARS
	$76,622.00				

DESCRIPTION / OBJECTIVES

This project is to repave the parking lots in Collinsville Jaycee Park. The parking lots are approximately 30 years old and still have the original asphalt. Most of the asphalt is in poor condition and needs to be repaved.

This park is used on a daily basis and the picnic pavilions are reserved frequently during the spring, summer and fall.

GRAPHIC

PROJECT STATUS COMMENTS

RECOMMENDED SOURCE OF FUNDING

General Fund

IMPACT ON ANNUAL OPERATION COSTS

COUNTY OF HENRY, VIRGINIA
5-YEAR DETAILED CAPITAL EXPENDITURE PROJECT FORM

PROJECT NUMBER	DEPARTMENT	PROJECT TITLE
18	Parks and Recreation	Gravely Parking Lot

PROJECT TYPE REPLACEMENT ☐ NEW ☐

TOTAL PROJECT COST	EXPENDITURES TO DATE	REMAINING BALANCE
$41,200.00		$41,200.00

RECOMMENDED FOR FIVE-YEAR PERIOD

16/17	17/18	18/19	19/20	20/21	OVER 5 YEARS
		$41,200.00			

DESCRIPTION / OBJECTIVES

This project is to pave the parking lot at Gravely Nature Preserve. Gravely is one of our newer parks and is frequently used by hikers and people holding group outings.

When the park was built, the parking lot was constructed using rock dust and crush and run gravel. The parking lot is very rough and visually unappealing. This would be a great project in a high traffic area on Eggleston Falls Road.

GRAPHIC

PROJECT STATUS COMMENTS

RECOMMENDED SOURCE OF FUNDING

General Fund

IMPACT ON ANNUAL OPERATION COSTS

COUNTY OF HENRY, VIRGINIA
5-YEAR DETAILED CAPITAL EXPENDITURE PROJECT FORM

PROJECT NUMBER	DEPARTMENT	PROJECT TITLE
19	Parks and Recreation	Dick & Willie Asphalt Sealing

PROJECT TYPE

REPLACEMENT	☑
NEW	☐

TOTAL PROJECT COST	EXPENDITURES TO DATE	REMAINING BALANCE
$50,000.00		$50,000.00

RECOMMENDED FOR FIVE-YEAR PERIOD

16/17	17/18	18/19	19/20	20/21	OVER 5 YEARS
		$50,000.00			

DESCRIPTION / OBJECTIVES

This project is to seal all of the asphalt on the Dick and Willie Trail and re-line the parking lots and crossing areas. Asphalt that is not being driven on regularly needs to be sealed every 5 – 7 years to help maintain the integrity of the asphalt material.

GRAPHIC

PROJECT STATUS COMMENTS

RECOMMENDED SOURCE OF FUNDING

General Fund

IMPACT ON ANNUAL OPERATION COSTS

COUNTY OF HENRY, VIRGINIA
5-YEAR DETAILED CAPITAL EXPENDITURE PROJECT FORM

PROJECT NUMBER	DEPARTMENT	PROJECT TITLE
20	Parks and Recreation	Front Deck Mower

PROJECT TYPE REPLACEMENT ☐ NEW ☐

TOTAL PROJECT COST	EXPENDITURES TO DATE	REMAINING BALANCE
$30,000.00		$30,000.00

RECOMMENDED FOR FIVE-YEAR PERIOD

16/17	17/18	18/19	19/20	20/21	OVER 5 YEARS
				$30,000.00	

DESCRIPTION / OBJECTIVES

All of our mowers are used every day in the parks during the mowing season, which is usually about nine months out of the year. In addition to the mowing in the regular parks, we spend a couple of days each week mowing the shoulders of the 4.5 mile Dick and Willie Trail.

One of the John Deere 1445 mowers that was purchased in 2005 will reach the end of its useful life in about five years.

GRAPHIC

Current Mowers

John Deere 1445	Purchased in 2005
John Deere 1445	Purchased in 2005
Woods	Purchased in 2010
John Deere 1445	Purchased in 2012
John Deere 1570	Purchased in 2015

PROJECT STATUS COMMENTS

Periodic replacement of equipment as it wears out.

RECOMMENDED SOURCE OF FUNDING

General Fund

IMPACT ON ANNUAL OPERATION COSTS

COUNTY OF HENRY, VIRGINIA
5-YEAR DETAILED CAPITAL EXPENDITURE PROJECT FORM

PROJECT NUMBER	DEPARTMENT	PROJECT TITLE
21	Parks and Recreation	Additional Slips at Marina

PROJECT TYPE REPLACEMENT ☐ NEW ☐

TOTAL PROJECT COST	EXPENDITURES TO DATE	REMAINING BALANCE
$250,000.00		$250,000.00

RECOMMENDED FOR FIVE-YEAR PERIOD

16/17	17/18	18/19	19/20	20/21	OVER 5 YEARS
	$250,000.00				

DESCRIPTION / OBJECTIVES

This project is to add an additional 20 boat slips at Philpott Marina. The current 42 slips were all rented before the marina opened and continue to be rented. There are over 50 people on the waiting list to get a boat slip.

The marina has provided a significant increase in tourism to Philpott Lake and having these additional slips would continue this trend. The additional slips would also generate additional revenue at the store in more fuel and food sales.

GRAPHIC

PROJECT STATUS COMMENTS

RECOMMENDED SOURCE OF FUNDING

General Fund

IMPACT ON ANNUAL OPERATION COSTS

Will increase revenue by over $20,000 a year with very little increase in expenses.

COUNTY OF HENRY, VIRGINIA
5-YEAR DETAILED CAPITAL EXPENDITURE PROJECT FORM

PROJECT NUMBER	DEPARTMENT	PROJECT TITLE
22	Planning, Zoning & Inspection	Vehicle Replacement

PROJECT TYPE

REPLACEMENT	☑
NEW	☐

TOTAL PROJECT COST	EXPENDITURES TO DATE	REMAINING BALANCE
$26,000.00		$26,000.00

RECOMMENDED FOR FIVE-YEAR PERIOD

16/17	17/18	18/19	19/20	20/21	OVER 5 YEARS
	$26,000.00				

DESCRIPTION / OBJECTIVES

The Planning, Zoning Inspection Office has one vehicle that is used for all zoning cases, site inspections, meetings and out-of-town travel.

GRAPHIC

Vehicle - 2007 Ford Explorer, #4045 Current miles: 183,000
Condition: Good

PROJECT STATUS COMMENTS

RECOMMENDED SOURCE OF FUNDING

General Fund

IMPACT ON ANNUAL OPERATION COSTS

COUNTY OF HENRY, VIRGINIA
5-YEAR DETAILED CAPITAL EXPENDITURE PROJECT FORM

PROJECT NUMBER	DEPARTMENT	PROJECT TITLE
23	Planning, Zoning & Inspection	Comprehensive Plan

PROJECT TYPE REPLACEMENT ☐ NEW ☐

TOTAL PROJECT COST	EXPENDITURES TO DATE	REMAINING BALANCE
$200,000.00		$200,000.00

RECOMMENDED FOR FIVE-YEAR PERIOD

16/17	17/18	18/19	19/20	20/21	OVER 5 YEARS
	$200,000.00				

DESCRIPTION / OBJECTIVES

The Henry County Comprehensive Plan was last updated in 1995. The document is outdated, with many of the identified objectives and projects already completed. Virginia Code requires the County to maintain an up-to-date Comprehensive Plan.

GRAPHIC

PROJECT STATUS COMMENTS

RECOMMENDED SOURCE OF FUNDING

General Fund

IMPACT ON ANNUAL OPERATION COSTS

COUNTY OF HENRY, VIRGINIA
5-YEAR DETAILED CAPITAL EXPENDITURE PROJECT FORM

PROJECT NUMBER	DEPARTMENT	PROJECT TITLE
24	Public Safety - Administration	Vehicle Replacement

PROJECT TYPE REPLACEMENT ☑ NEW ☐

TOTAL PROJECT COST	EXPENDITURES TO DATE	REMAINING BALANCE
$40,000.00		$40,000.00

RECOMMENDED FOR FIVE-YEAR PERIOD

16/17	17/18	18/19	19/20	20/21	OVER 5 YEARS
					$40,000.00

DESCRIPTION / OBJECTIVES

Scheduled replacement of the vehicle assigned to the Director of Public Safety.

GRAPHIC

Existing Vehicles

Model	Year	Mileage
Chev Tahoe	2014	28,437
ID#20149027		

PROJECT STATUS COMMENTS

RECOMMENDED SOURCE OF FUNDING

General Fund

IMPACT ON ANNUAL OPERATION COSTS

Change over cost.

COUNTY OF HENRY, VIRGINIA
5-YEAR DETAILED CAPITAL EXPENDITURE PROJECT FORM

PROJECT NUMBER	DEPARTMENT	PROJECT TITLE
25	Public Safety - Fire Prevention	Vehicle Replacement

PROJECT TYPE		
	REPLACEMENT	☑
	NEW	☐

TOTAL PROJECT COST	EXPENDITURES TO DATE	REMAINING BALANCE
$80,000.00		$80,000.00

RECOMMENDED FOR FIVE-YEAR PERIOD

16/17	17/18	18/19	19/20	20/21	OVER 5 YEARS
		$40,000.00			$40,000.00

DESCRIPTION / OBJECTIVES

Scheduled replacement of vehicles assigned to the Public Safety - Fire Prevention Division. These vehicles are used to transport equipment and supplies throughout the county in order to conduct arson investigations; as well as, inspections and staff use for being on call 24/7. These vehicles are also used to respond to day-to-day emergencies when staff assistance is needed.

The proposed plan will allow for a vehicle to be replaced every 4th year which will have each vehicle at 8 years old and approximately 130,000 miles at its time of replacement.

GRAPHIC

Existing Vehicles	Model	Year	Mileage
Ford ID #20090315	Expedition	2009	77,232
Ford ID #20155046	F250	2015	11,627

PROJECT STATUS COMMENTS

RECOMMENDED SOURCE OF FUNDING

General Fund

IMPACT ON ANNUAL OPERATION COSTS

Will reduce repair costs and allow for the continued providing of services with reliable vehicles.

COUNTY OF HENRY, VIRGINIA
5-YEAR DETAILED CAPITAL EXPENDITURE PROJECT FORM

PROJECT NUMBER	DEPARTMENT	PROJECT TITLE
26	Public Safety - Operations Division	Vehicle Replacement

PROJECT TYPE REPLACEMENT ☑ NEW ☐

TOTAL PROJECT COST	EXPENDITURES TO DATE	REMAINING BALANCE
$1,840,000.00		$1,840,000.00

RECOMMENDED FOR FIVE-YEAR PERIOD

16/17	17/18	18/19	19/20	20/21	OVER 5 YEARS
$110,000.00	$220,000.00	$150,000.00	$220,000.00	$110,000.00	$1,030,000.00

DESCRIPTION / OBJECTIVES

Scheduled replacement of ambulances and the Emergency Response vehicle assigned to the Public Safety Operations Division. Current use indicates replacing an ambulance every two years and remounting a current ambulance every two years. The proposed plan will allow for a remount during even years and a replacement during odd years. This rotation will allow for approximately 150,000 miles on a chassis when it's replaced and about 8 years on a box when it is replaced.

The 4x4 ALS assist vehicles will be replaced every 4th year which will leave these vehicles at about 8 years old and about 130,000 miles. In addition to day-to-day emergency responses, these vehicles are used to perform emergency management roles.

When possible, grant funding will be sought for these projects.

GRAPHIC

Existing Vehicles	Model	Year	Mileage
Ford ID #20007267	Ambulance	2000	64,521
Dodge ID #20094171	Durango	2009	86,227
Dodge ID #20126810	Ambulance	2012	98,641
Dodge ID #20129080	Ambulance	2012	141,288
Dodge ID #20051519	Durango	2015	15,136

On order with expected delivery of August 1, 2016.
Dodge Ambulance 2016

PROJECT STATUS COMMENTS

RECOMMENDED SOURCE OF FUNDING

General Fund along with grants when available.

IMPACT ON ANNUAL OPERATION COSTS

Will reduce repair cost and continue on-going provision of services with reliable vehicles.

COUNTY OF HENRY, VIRGINIA
5-YEAR DETAILED CAPITAL EXPENDITURE PROJECT FORM

PROJECT NUMBER	DEPARTMENT	PROJECT TITLE
27	Public Safety - Operations Division	Ambulance Stretchers

PROJECT TYPE		
REPLACEMENT	☑	
NEW	☐	

TOTAL PROJECT COST	EXPENDITURES TO DATE	REMAINING BALANCE
$45,000.00		$45,000.00

RECOMMENDED FOR FIVE-YEAR PERIOD

16/17	17/18	18/19	19/20	20/21	OVER 5 YEARS
	$15,000.00			$15,000.00	$15,000.00

DESCRIPTION / OBJECTIVES

Scheduled replacement of ambulance stretchers. This will allow for the stretchers to be replaced at or about 8 years of age. The timing of these replacements will fall in conjunction with the timing of ambulance replacement.

GRAPHIC

PROJECT STATUS COMMENTS

RECOMMENDED SOURCE OF FUNDING

General Fund

IMPACT ON ANNUAL OPERATION COSTS

Reduces repair and maintenance costs while insuring the use of reliable equipment for staff and customers.

COUNTY OF HENRY, VIRGINIA
5-YEAR DETAILED CAPITAL EXPENDITURE PROJECT FORM

PROJECT NUMBER	DEPARTMENT	PROJECT TITLE
28	Public Safety - Operations Division	12 Lead ECG and Defibrillators

PROJECT TYPE		
REPLACEMENT	☑	
NEW	☐	

TOTAL PROJECT COST	EXPENDITURES TO DATE	REMAINING BALANCE
$180,000.00		$180,000.00

RECOMMENDED FOR FIVE-YEAR PERIOD

16/17	17/18	18/19	19/20	20/21	OVER 5 YEARS
			$180,000.00		

DESCRIPTION / OBJECTIVES

Scheduled replacement of 12-Lead ECG / Defibrillators. At the scheduled replacement time, current units will be exceeding 8 years of age which is the manufacturer's stated life expectancy.

GRAPHIC

PROJECT STATUS COMMENTS

RECOMMENDED SOURCE OF FUNDING

General Fund

IMPACT ON ANNUAL OPERATION COSTS

Reduces repair costs while insuring state-of-the-art and reliable equipment is being used for our customers.

COUNTY OF HENRY, VIRGINIA
5-YEAR DETAILED CAPITAL EXPENDITURE PROJECT FORM

PROJECT NUMBER	DEPARTMENT	PROJECT TITLE
29	Public Safety - Other Fire and Rescue	EVOC Driving Simulator

PROJECT TYPE		
REPLACEMENT	☐	
NEW	☑	

TOTAL PROJECT COST	EXPENDITURES TO DATE	REMAINING BALANCE
$125,000.00		$125,000.00

RECOMMENDED FOR FIVE-YEAR PERIOD

16/17	17/18	18/19	19/20	20/21	OVER 5 YEARS
	$125,000.00				

DESCRIPTION / OBJECTIVES

Emergency Vehicle Operations Driving Simulator:

1, To teach drivers the skills needed to perform their jobs safely and efficiently while operating an emergency vehicle.
2. To minimize the risk to life and injury through the use of innovative and realistic techniques for avoiding and minimizing collisions.
3. To provide on-going training to emergency responders in a realistic, safe setting.

The simulator will provide Fire, EMS and law enforcement drivers with a realistic driving environment that is as close as reasonably possible to the initial EVOC class all disciplines are required to take. Quality training is the key to safe driving practices by our emergency responders and is provided on an on-going basis. This training addresses attitude, judgment, and proper skills and tactics issues.

GRAPHIC

PROJECT STATUS COMMENTS

RECOMMENDED SOURCE OF FUNDING

Grant funding with matching funds from Henry Co.

IMPACT ON ANNUAL OPERATION COSTS

COUNTY OF HENRY, VIRGINIA
5-YEAR DETAILED CAPITAL EXPENDITURE PROJECT FORM

PROJECT NUMBER	DEPARTMENT	PROJECT TITLE
30	Public Safety - Other Fire and Rescue	Pagers and Portable Radios

PROJECT TYPE		
REPLACEMENT	☐	
NEW	☑	

TOTAL PROJECT COST	EXPENDITURES TO DATE	REMAINING BALANCE
$520,000.00		$520,000.00

RECOMMENDED FOR FIVE-YEAR PERIOD

16/17	17/18	18/19	19/20	20/21	OVER 5 YEARS
	$52,000.00	$52,000.00	$52,000.00	$52,000.00	$312,000.00

DESCRIPTION / OBJECTIVES

In the past, Henry County purchased replacement pagers and radios for each of the volunteer fire and rescue departments. During implementation of the new radio system, each department was provided a quantity of radios and pagers. Additionally, each department was provided 10 additional portable radios from a grant. Since the system is now on-line, this capital item will assist departments with on-going replacement of radios and pagers. Warranty on current equipment expired on July 1, 2012. This has been requested by Emergency Services Advisory Council.

GRAPHIC

PROJECT STATUS COMMENTS

Radios will only replace non-repairable radios.

RECOMMENDED SOURCE OF FUNDING

General Fund

IMPACT ON ANNUAL OPERATION COSTS

None

COUNTY OF HENRY, VIRGINIA
5-YEAR DETAILED CAPITAL EXPENDITURE PROJECT FORM

PROJECT NUMBER	DEPARTMENT	PROJECT TITLE
31	Public Safety - Other Fire and Rescue	Fire Truck - Aerial Apparatus

PROJECT TYPE

REPLACEMENT	☐
NEW	☑

TOTAL PROJECT COST	EXPENDITURES TO DATE	REMAINING BALANCE
$1,250,000.00		$1,250,000.00

RECOMMENDED FOR FIVE-YEAR PERIOD

16/17	17/18	18/19	19/20	20/21	OVER 5 YEARS
	$1,250,000.00				

DESCRIPTION / OBJECTIVES

An aerial fire apparatus (platform, stick, or telesquirt) will be needed to provide adequate fire protection for the 220 South corridors. Bassett Fire Department operates the aerial in the north section of the county. The ladder truck at Bassett is nearly 30 years old and has exceeded its life expectancy of 20 years.

A Quint (combination pumper/aerial) was put in service to cover the Industrial Park and center of the County. This is owned by the County and leased to Collinsville Volunteer Fire Department to operate.

With additional economic development along with the existing industrial facilities in the southern portion of the County, the future need for an aerial apparatus in this area will be greater.

GRAPHIC

E-One Aerial Truck 2000 ID#20001952

PROJECT STATUS COMMENTS

RECOMMENDED SOURCE OF FUNDING

General Fund/Multi-year Lease

IMPACT ON ANNUAL OPERATION COSTS

$20,000 - $30,000

COUNTY OF HENRY, VIRGINIA
5-YEAR DETAILED CAPITAL EXPENDITURE PROJECT FORM

PROJECT NUMBER	DEPARTMENT	PROJECT TITLE
32	Public Safety - Other Fire and Rescue	Rescue Squad's Capital Funding

PROJECT TYPE		
REPLACEMENT	☑	
NEW	☐	

TOTAL PROJECT COST	EXPENDITURES TO DATE	REMAINING BALANCE
$1,800,000.00		$1,800,000.00

RECOMMENDED FOR FIVE-YEAR PERIOD

16/17	17/18	18/19	19/20	20/21	OVER 5 YEARS
	$200,000.00	$200,000.00	$200,000.00	$200,000.00	$1,000,000.00

DESCRIPTION / OBJECTIVES

In April 1994, the Board of Supervisors adopted a policy of funding capital improvements to the five County–Based volunteer Rescue Squads. The program was increased from $50,000 to $75,000 in FY95 and to $95,000 in FY06 by Board Policy.

Due to the increased cost of an ambulance, another increase is needed.

The agency for which this allocation should be awarded will come later as a recommendation from the Emergency Services Advisory Council.

GRAPHIC

Ridgeway Rescue (FY 02/03) $75,000
Horsepasture Rescue (FY03/04) $75,000
Fieldale-C'vlle Rescue (FY04/05) $75,000
Bassett Rescue (FY05/06) $75,000
Axton Life Saving (FY06/07) $95,000
Ridgeway Rescue (FY07/08) $95,000
Horsepasture Rescue (FY08/09) $95,000
Fieldale-C'ville Rescue (FY09/10) $95,000
Bassett Rescue (FY10/11) $95,000
Axton Life Saving Crew (FY11/12) $95,000
Ridgeway Rescue (FY12/13) $95,000
Fieldale-C'ville Rescue (FY13/14) $23,500
Ridgeway Rescue (FY14/15) $95,000
No request (FY15/16) Not Funded
(FY 16/17) To be Recommended by the Emergency Services Advisory Council

PROJECT STATUS COMMENTS

The last ambulance purchased in the area exceeded $194,000.

RECOMMENDED SOURCE OF FUNDING

General Fund

IMPACT ON ANNUAL OPERATION COSTS

None

COUNTY OF HENRY, VIRGINIA
5-YEAR DETAILED CAPITAL EXPENDITURE PROJECT FORM

PROJECT NUMBER	DEPARTMENT	PROJECT TITLE
33	Public Safety - Other Fire and Rescue	Fire Department Capital Funding

PROJECT TYPE

REPLACEMENT	☑
NEW	☐

TOTAL PROJECT COST	EXPENDITURES TO DATE	REMAINING BALANCE
$1,400,000.00		$1,400,000.00

RECOMMENDED FOR FIVE-YEAR PERIOD

16/17	17/18	18/19	19/20	20/21	OVER 5 YEARS
$175,000.00	$175,000.00	$175,000.00	$175,000.00	$175,000.00	$525,000.00

DESCRIPTION / OBJECTIVES

The Board of Supervisors established a Fire Department Capital Improvement Program, beginning with the FY91 budget with an appropriation of $100,000 per year to assist with the purchase of fire apparatus for the eight volunteer Fire Departments. The program was increased to $150,000 in FY96 and to $175,000 in FY06. Over $3,000,000 has been allocated since the inception of the project.

Due to the increased cost of a fire engine, another increase is needed.

The agency for which this allocation should be awarded will come later as a recommendation from the Emergency Services Advisory Council.

GRAPHIC

Round 3 – Fire Department CIP

FY 03/04 – Dyers Store - $150,000
FY 04/05 – Horsepasture - $150,000
FY 05/06 – Patrick Henry - $175,000
FY 06/07 – Bassett - $175,000
FY 07/08 – Ridgeway - $175,000
FY 08/09 – Fieldale - $175,000
FY 09/10 – Axton - $175,000
FY 10/11 – Collinsville - $175,000
FY 11/12 – Dyers Store - $175,000
FY 12/13 – Horsepasture - $175,000
FY 13/14 – Patrick Henry - $175,000
FY 14/15 – Bassett Fire - $175,000
FY 15/16 – Ridgeway Fire
FY 16/17 – To be Recommended by the Emergency Services Advisory Council

PROJECT STATUS COMMENTS

The last two fire trucks purchased cost over $450,000 each.

RECOMMENDED SOURCE OF FUNDING

General Fund

IMPACT ON ANNUAL OPERATION COSTS

None

COUNTY OF HENRY, VIRGINIA
5-YEAR DETAILED CAPITAL EXPENDITURE PROJECT FORM

PROJECT NUMBER	DEPARTMENT	PROJECT TITLE
34	Public Safety - Other Fire and Rescue	Station Construction

PROJECT TYPE — REPLACEMENT ☐ NEW ☐

TOTAL PROJECT COST	EXPENDITURES TO DATE	REMAINING BALANCE
$850,000.00		$850,000.00

RECOMMENDED FOR FIVE-YEAR PERIOD

16/17	17/18	18/19	19/20	20/21	OVER 5 YEARS
				$850,000.00	

DESCRIPTION / OBJECTIVES

Fire and EMS stations throughout the county continue to deteriorate. In addition, newer vehicle standards are often exceeding the capacity of these stations. This is going to result in major modifications and/or the construction of a new station in the foreseeable future.

GRAPHIC

PROJECT STATUS COMMENTS

RECOMMENDED SOURCE OF FUNDING

IMPACT ON ANNUAL OPERATION COSTS

COUNTY OF HENRY, VIRGINIA
5-YEAR DETAILED CAPITAL EXPENDITURE PROJECT FORM

PROJECT NUMBER	DEPARTMENT	PROJECT TITLE
35	Public Safety - Training Division	Vehicle Replacement

PROJECT TYPE REPLACEMENT ☑ NEW ☐

TOTAL PROJECT COST	EXPENDITURES TO DATE	REMAINING BALANCE
$120,000.00		$120,000.00

RECOMMENDED FOR FIVE-YEAR PERIOD

16/17	17/18	18/19	19/20	20/21	OVER 5 YEARS
			$40,000.00		$80,000.00

DESCRIPTION / OBJECTIVES

Scheduled replacement of vehicles assigned to the Emergency Services Training Division. These vehicles are used to transport equipment and supplies throughout the county in order to conduct volunteer trainings, public education sessions, recruitment, as well as, the staff being on call 24/7 for emergency management roles. These vehicles are also used to respond to day-to-day emergencies when staff assistance is needed.

The proposed plan will allow for a vehicle to be replaced every 3rd year which will have each vehicle at 9 years old and approximately 130,000 miles at its time of replacement.

GRAPHIC

Existing Vehicles	Model	Year	Mileage
Chevrolet ID# 20041796	Suburban	2004	125,089
Ford ID# 20081142	Expedition	2008	74,300
Chevrolet ID# 20150608	Tahoe	2015	5,278

PROJECT STATUS COMMENTS

RECOMMENDED SOURCE OF FUNDING

General Fund

IMPACT ON ANNUAL OPERATION COSTS

Reduces annual maintenance and maintains dependable vehicles for use during emergencies.

COUNTY OF HENRY, VIRGINIA
5-YEAR DETAILED CAPITAL EXPENDITURE PROJECT FORM

PROJECT NUMBER	DEPARTMENT	PROJECT TITLE
36	Refuse Department	Vehicle Replacement

PROJECT TYPE REPLACEMENT ☐ NEW ☐

TOTAL PROJECT COST	EXPENDITURES TO DATE	REMAINING BALANCE
$425,000.00		$425,000.00

RECOMMENDED FOR FIVE-YEAR PERIOD

16/17	17/18	18/19	19/20	20/21	OVER 5 YEARS
		$165,000.00	$260,000.00		

DESCRIPTION / OBJECTIVES

In the year 18/19, our 2001 knuckleboom truck will need to be replaced. This is one of the two knuckleboom trcks in our department. The knuckleboom trucks are used daily and are vital to our daily operation. Without these two vehicles our department could not get our work accomplished.

In the year 19/20, our 2000 & 2005 will not be efficient for our operation any longer.

The 2007 Mack trash truck already experiences many problems on a yearly basis and is having trouble with the exhaust system. Other same-model trucks through-out the county are having the same problems with the exhaust system.

We use the 2005 and try to keep the 2007 as the spare. We run 2 trucks on a daily operation.

GRAPHIC

Since 1997 when we took over the trash operation from First Piedmont we have continued to save money each year. Presently, we have all 7 convenience center sites in operation. This allows us to get the most out of our recycling. By using retirees as our site monitors, our sites stay neat and clean. The safe operation at our sites has greatly improved by having the sites manned. Since having the site manned, we have not experienced any problems with vehicles running into each other, as has happened in the past

PROJECT STATUS COMMENTS

RECOMMENDED SOURCE OF FUNDING

General Funds

IMPACT ON ANNUAL OPERATION COSTS

COUNTY OF HENRY, VIRGINIA
5-YEAR DETAILED CAPITAL EXPENDITURE PROJECT FORM

PROJECT NUMBER	DEPARTMENT	PROJECT TITLE
37	Sheriff's Office	Patrol Car Replacement

PROJECT TYPE REPLACEMENT ☑ NEW ☐

TOTAL PROJECT COST	EXPENDITURES TO DATE	REMAINING BALANCE
$2,555,000.00		$2,555,000.00

RECOMMENDED FOR FIVE-YEAR PERIOD

16/17	17/18	18/19	19/20	20/21	OVER 5 YEARS
$365,000.00	$365,000.00	$365,000.00	$365,000.00	$365,000.00	$730,000.00

DESCRIPTION / OBJECTIVES

The best scenario for the Office is to replace police vehicles every five years to keep them within safe operational condition. This requires replacement of one-fifth of our vehicles each year. Factory warranty coverage is up to 36,000 miles on police package vehicles by all vehicle manufacturers. The current number of vehicles is 94 units.

We should replace 18 vehicles each year to stay on a replacement schedule. Currently, we are attempting to run vehicles from 125,000 to 140,000 miles prior to replacement, dependent upon safety conditions. Estimated cost per vehicle is $36,500 to purchase vehicle and fully equip it for operation.

GRAPHIC

10 vehicles X $36,500 = $365,000

PROJECT STATUS COMMENTS

RECOMMENDED SOURCE OF FUNDING

General Fund

IMPACT ON ANNUAL OPERATION COSTS

COUNTY OF HENRY, VIRGINIA
5-YEAR DETAILED CAPITAL EXPENDITURE PROJECT FORM

PROJECT NUMBER	DEPARTMENT	PROJECT TITLE
38	Sheriff's Office	Swat Vests

PROJECT TYPE REPLACEMENT ☑ NEW ☐

TOTAL PROJECT COST	EXPENDITURES TO DATE	REMAINING BALANCE
$50,000.00		$50,000.00

RECOMMENDED FOR FIVE-YEAR PERIOD

16/17	17/18	18/19	19/20	20/21	OVER 5 YEARS
		$50,000.00			

DESCRIPTION / OBJECTIVES

Ballistic vests must be replaced every five years due to federal regulations. The SWAT team vests are specialized for the tactical operations with more protection. The bullet proof vest grant program does not allow us to purchase these vests.

In February 2014, we purchased 23 tactical vests through an asset forfeiture grant from the Virginia Attorney General's Office. These vests will have to be replaced in five years.

GRAPHIC

We can not use the Bullet Proof Vests Grant funds on this equipment due to the grant restrictions only provide 1 vest per deputy every five years. The grant funds are used for the daily ballistic vests.

PROJECT STATUS COMMENTS

RECOMMENDED SOURCE OF FUNDING

General Fund

IMPACT ON ANNUAL OPERATION COSTS

None

COUNTY OF HENRY, VIRGINIA
5-YEAR DETAILED CAPITAL EXPENDITURE PROJECT FORM

PROJECT NUMBER	DEPARTMENT	PROJECT TITLE
39	Sheriff's Office	Emergency Generator

PROJECT TYPE		
REPLACEMENT	☐	
NEW	☑	

TOTAL PROJECT COST	EXPENDITURES TO DATE	REMAINING BALANCE
$110,000.00		$110,000.00

RECOMMENDED FOR FIVE-YEAR PERIOD

16/17	17/18	18/19	19/20	20/21	OVER 5 YEARS
	$110,000.00				

DESCRIPTION / OBJECTIVES

The emergency generator for the Sheriff's Office will carry the entire electrical load of the office during periods of electrical outages. The generator will be a complete emergency power system, with an outdoor rated enclosure, an automatic transfer switch, and a privacy fence. The Sheriff's Office facility is not equipped with an emergency generator. The generator is needed to insure the Sheriff's Office headquarters facility is capable of operating during periods of power failure and during emergency situations that occur in the County. Without emergency back-up power, the Sheriff's Administrative Offices are forced to shut down until power is restored. Without power for an extended period, this could be detrimental to office operations. The estimate above is FY-12 proposed cost.

GRAPHIC

PROJECT STATUS COMMENTS

RECOMMENDED SOURCE OF FUNDING

General Fund

IMPACT ON ANNUAL OPERATION COSTS

Maintenance & fuel - $7,500

COUNTY OF HENRY, VIRGINIA
5-YEAR DETAILED CAPITAL EXPENDITURE PROJECT FORM

PROJECT NUMBER	DEPARTMENT	PROJECT TITLE
40	Sheriff's Office	Mobile Data In-Car Computer Terminals

PROJECT TYPE		
REPLACEMENT	☑	
NEW	☐	

TOTAL PROJECT COST	EXPENDITURES TO DATE	REMAINING BALANCE
$225,000.00		$225,000.00

RECOMMENDED FOR FIVE-YEAR PERIOD

16/17	17/18	18/19	19/20	20/21	OVER 5 YEARS
	$45,000.00	$45,000.00	$45,000.00	$45,000.00	$45,000.00

DESCRIPTION / OBJECTIVES

Mobile data computer terminals will allow deputies to check DMV and NCIC wanted files and dispatched call information files while in the field performing their duties. The system provides a method of secure communications for dissemination of files. This will reduce the overall amount of radio communications with Sheriff's Office and 911 Communications Center and improve officer safety. The system will assist deputies in checking for wanted persons, stolen vehicles, stolen property and will assist deputies with obtaining needed departmental computerized information during field investigations such as suspect information.

These funds would be used to equip the remaining vehicles with MDT's and begin replacing worn out hardware being used currently as MDT.

FY 15 and FY 16 began a phase in replacement of the units. FY 18 will begin the replacement cycle to replace 9 of the units each year for 5 years.

GRAPHIC

Current equipment in service:

45 – Panasonic CS 53

Cost estimates are $5,000 each for computer and mounts.

PROJECT STATUS COMMENTS

RECOMMENDED SOURCE OF FUNDING

General Fund

IMPACT ON ANNUAL OPERATION COSTS

Maintenance costs

COUNTY OF HENRY, VIRGINIA
5-YEAR DETAILED CAPITAL EXPENDITURE PROJECT FORM

PROJECT NUMBER	DEPARTMENT	PROJECT TITLE
41	Sheriff's Office	Mobile In-Car Video Camera Systems

PROJECT TYPE		
REPLACEMENT	☐	
NEW	☑	

TOTAL PROJECT COST	EXPENDITURES TO DATE	REMAINING BALANCE
$205,000.00	$120,000.00	$85,000.00

RECOMMENDED FOR FIVE-YEAR PERIOD

16/17	17/18	18/19	19/20	20/21	OVER 5 YEARS
		$85,000.00			

DESCRIPTION / OBJECTIVES

The mobile in-car video camera system is a technological enhancement tool that aids the Sheriff's Office in the prosecution of traffic violations, DUI offenses, drug interdiction and other criminal offenses. The system will improve the safety of deputies during traffic stops and while answering routine radio calls. The system provides an indisputable video/audio record of all encounters involving officer and citizen. The system can reduce court appearances, which saves overtime expenses. The system helps reduce complaints and improves community relations. The system is an excellent training and self-evaluation tool. The system serves as a video and audio notebook to enhance officer memory when preparing written reports. We currently started replacing old VHS units with digital technology. Twenty units will be ordered in February 2016. We need 17 additional units to have each patrol vehicle covered.

GRAPHIC

Watch Guard 4RE digital system - $5,000 each

PROJECT STATUS COMMENTS

RECOMMENDED SOURCE OF FUNDING

General Fund/Grant Funds

IMPACT ON ANNUAL OPERATION COSTS

Minimal

COUNTY OF HENRY, VIRGINIA
5-YEAR DETAILED CAPITAL EXPENDITURE PROJECT FORM

PROJECT NUMBER	DEPARTMENT	PROJECT TITLE
42	Sheriff's Office	Jail Replacement

PROJECT TYPE REPLACEMENT ☑ NEW ☐

TOTAL PROJECT COST	EXPENDITURES TO DATE	REMAINING BALANCE
$60,150,000.00		$60,150,000.00

RECOMMENDED FOR FIVE-YEAR PERIOD

16/17	17/18	18/19	19/20	20/21	OVER 5 YEARS
$150,000.00	$60,000,000.00				

DESCRIPTION / OBJECTIVES

The current jail opened in October 1974. The jail is rated for 67 inmates with 120 double bunked beds and 6 isolation cells. The average jail population is approximately 185 per day in our jail and an additional 50-60 housed out at other correctional facilities. Henry County is the 2nd highest overcrowded jail in Virginia.

FY 16 funded the Community Based Corrections Plan (CBCP) to project future jail populations and evaluate the existing facilities. The report is recommending that a 400 bed facility will be needed at an estimated cost of $60,000,000.

In order for the Facility Needs Study to be completed in time to meet the December 2016 deadline to submit to the State, The County must decide on a location and the number of beds for the new facility by May 1, 2016. The 2017 General Assembly would then be able to award the 25% reimbursable funding to be available in July 2017. FY 17 funding requested to continue the consultant work on the planning process.

GRAPHIC

Henry County jail inmate population as of 1/21/2016, and inmates housed at other facilities:

Henry County Jail – 180
Martinsville Jail – 2
Martinsville City Farm – 12
Patrick County Jail –8
Roanoke City Jail – 11
Southampton – 12
Electronic Monitoring –7

Total - 232

PROJECT STATUS COMMENTS

CBCP being presented to BOS 2-2-2016

RECOMMENDED SOURCE OF FUNDING

General Fund and State Funding

IMPACT ON ANNUAL OPERATION COSTS

Unknown